

# Nationals<sup>TM</sup>

2019 OFFICIAL MEDIA GUIDE



**W** | **ONE**  
PURSUIT



# THIS BUD'S FOR YOU.



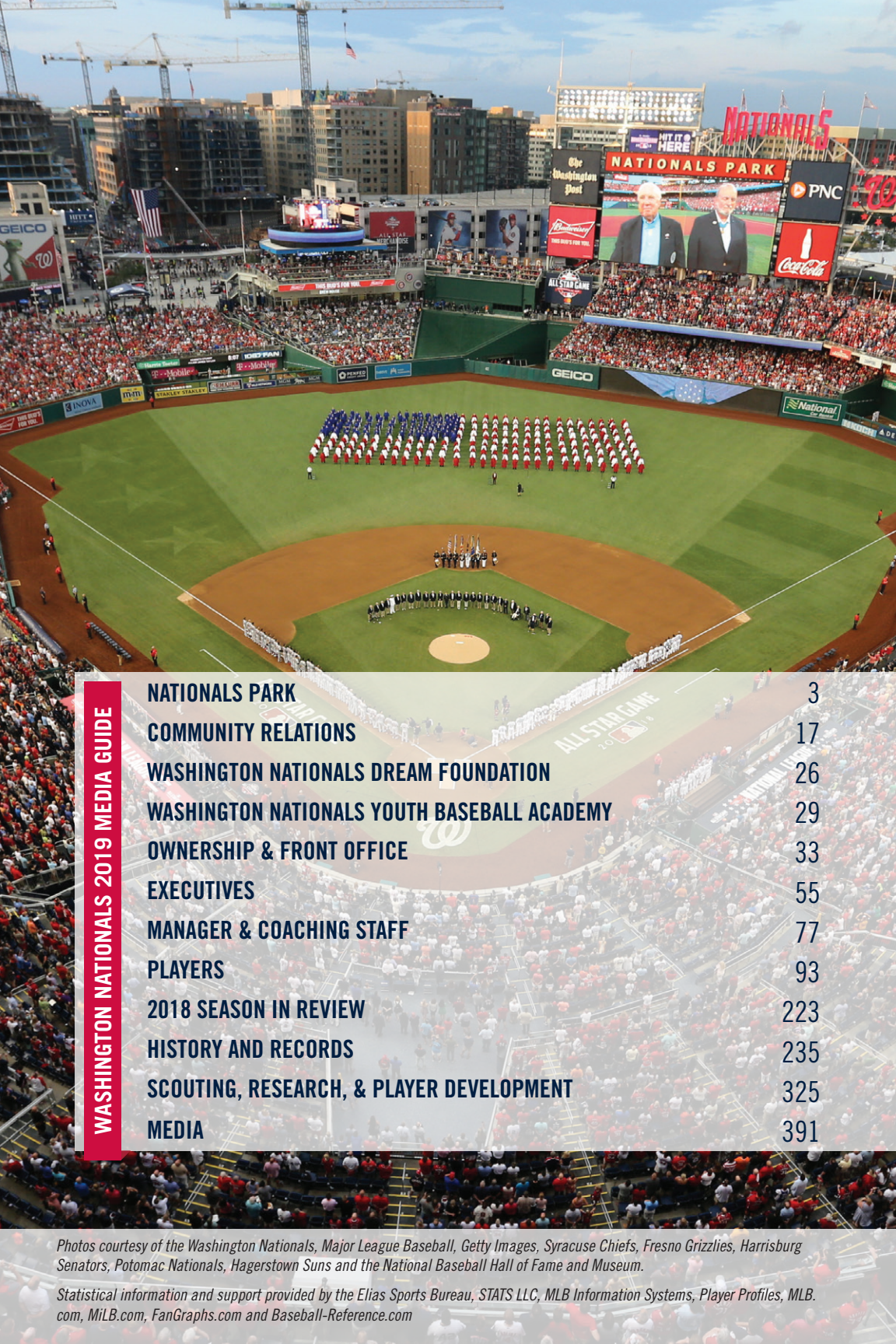
OFFICIAL BEER

ENJOY RESPONSIBLY

© 2017 Anheuser-Busch, Budweiser® Beer, St. Louis, MO  
Major League Baseball trademarks and copyrights are used  
with permission of Major League Baseball Properties, Inc. Visit MLB.com







**WASHINGTON NATIONALS 2019 MEDIA GUIDE**

<b>NATIONALS PARK</b>	<b>3</b>
<b>COMMUNITY RELATIONS</b>	<b>17</b>
<b>WASHINGTON NATIONALS DREAM FOUNDATION</b>	<b>26</b>
<b>WASHINGTON NATIONALS YOUTH BASEBALL ACADEMY</b>	<b>29</b>
<b>OWNERSHIP &amp; FRONT OFFICE</b>	<b>33</b>
<b>EXECUTIVES</b>	<b>55</b>
<b>MANAGER &amp; COACHING STAFF</b>	<b>77</b>
<b>PLAYERS</b>	<b>93</b>
<b>2018 SEASON IN REVIEW</b>	<b>223</b>
<b>HISTORY AND RECORDS</b>	<b>235</b>
<b>SCOUTING, RESEARCH, &amp; PLAYER DEVELOPMENT</b>	<b>325</b>
<b>MEDIA</b>	<b>391</b>

Photos courtesy of the Washington Nationals, Major League Baseball, Getty Images, Syracuse Chiefs, Fresno Grizzlies, Harrisburg Senators, Potomac Nationals, Hagerstown Suns and the National Baseball Hall of Fame and Museum.

Statistical information and support provided by the Elias Sports Bureau, STATS LLC, MLB Information Systems, Player Profiles, MLB.com, MiLB.com, FanGraphs.com and Baseball-Reference.com



# ENDLESS POSSIBILITIES ARE ON DECK.

Proudly connecting Nationals fans to the world.



OFFICIAL AIRLINE



KEEP CLIMBING





# NATIONALS PARK



*An evening view of Nationals Park from Marine One as President Barack Obama returns to the White House after traveling to Princeton, Indiana, to participate in a town hall at Millennium Steel Service, LLC, Oct. 3, 2014. (Official White House Photo by Pete Souza)*



# WELCOME TO NATIONALS PARK



Located in the heart of the nation's capital, Nationals Park redefines modern sports facility architecture and serves as a cornerstone of the new mixed-use Capitol Riverfront, adjacent to the Navy Yard in Southeast Washington.

## INNOVATIVE ARCHITECTURE UNIQUE TO WASHINGTON, D.C.

From South Capitol Street, the ballpark presents a monumental façade of architectural pre-cast concrete, metal and glass, with features consistent with the traditions of D.C.'s most notable civic buildings.

Nationals Park is easily accessible by fans, especially those arriving from the north via the Navy Yard-Ballpark Metro Station, or on foot from nearby offices and residential neighborhoods.

Nationals Park guests are encouraged to visit D.C.'s other attractions on their way to the ballpark. In addition to the area around the Navy Yard and Southwest Waterfront (Green Line), guests can take the Orange/Blue Line to the Capitol South Metro and walk to Nationals Park along New Jersey Avenue to M Street. Guests can also take the Orange/Blue Line to the Eastern Market station and enjoy a multitude of restaurant and retail offerings along Barracks Row's 8th Street SE.

Fans can enter Nationals Park through the Center Field Plaza and continue along the main concourse, which sweeps around the entire ballpark and offers an almost complete 360-degree open view of the playing field.

Other entry gates include: Left Field Gate, with entry access on South Capitol Street SE; Third Base Gate, with entry access on South Capitol Street SE; Home Plate Gate, with entry access on Potomac Avenue; First Base Gate, with entry access on Potomac Avenue SE; and Right Field Gate, with entry access on First Street SE.

The seating bowl wraps around the various levels of the facility in a circular expression of steel and concrete, offering openness and panoramic views of the Anacostia waterfront, Navy Yard, and landmarks such as the U.S. Capitol and the Washington Monument.

## CUTTING-EDGE FAN EXPERIENCE

Nationals Park is equipped with advanced high-definition audio-visual technology, including a 4,800 square-foot high-definition scoreboard, as well as more than 600 linear feet of LED ribbon board along the inner bowl fascia.

The ballpark also features a variety of entertainment and fan interactive activities, food service venues, retail operations and family-friendly entertainment to ensure a compelling gameday experience.

With a fully-functioning meeting and conference center, four large club spaces, luxurious suites and spectacular views, Nationals Park is the ideal backdrop for corporate or personal events.

NATIONALS  
PARK

COMMUNITY  
RELATIONS

DREAM  
FOUNDATION

YOUTH BASEBALL  
ACADEMY

FRONT OFFICE |  
OWNERSHIP

MANAGER |  
COACHING STAFF

PLAYERS

2018  
IN REVIEW

HISTORY AND  
RECORDS

SCOUTING |  
RESEARCH |  
PLAYER DEV.

MEDIA





## GREEN DESIGN

As the first major sports facility in the U.S. to earn the LEED-certified Silver designation by the U.S. Green Building Council, Nationals Park is considered one of the most environmentally friendly ballparks in the country. The facility incorporates a variety of sustainable design elements, including:

### Solar Panels

- After the 2018 season, the Washington Nationals and WGL Energy teamed up to install 4,080 solar panels in two locations at Nationals Park.
- The two roof canopies cover the upper deck of the parking garages situated on either side of the ballpark.
- The power from the project is expected to generate a combined total of 1.4 megawatts of energy supplying an estimated ten percent of the ballpark's electricity needs.

### A Sustainable Site

- Located near the Anacostia River, Nationals Park was categorized as a brownfield redevelopment and has served as a catalyst for urban revitalization in the area.
- The ballpark's location is easily accessible via public transportation, including access to nearby metro stations and local bus routes.

### Use of Materials

- Water-conserving plumbing fixtures are used throughout the facility, reducing overall water consumption.
- Energy-saving light fixtures help reduce light pollution and results in a projected 21 percent energy savings over typical field lighting.
- Content of building materials used on the project contained a minimum of 10 percent recycled content.
- Many of the building materials used on the project were produced regionally, which cut down on transportation costs while promoting the local economy.
- Interior materials including adhesives, carpet glues and paints were specified with low VOC contents.
- Roof materials offer a high degree of reflectance, minimizing the amount of heat released to the environment. A 6,300-square-foot green roof above the concession area beyond left field also minimizes roof heat gain.

### An Intricate Ground and Stormwater Filtration System

- Because Nationals Park is within close proximity to the Anacostia River, much care was taken to treat storm and ground water runoff.
- The result is a unique, intricate water filtration system that separates water used for cleaning the ballpark from rainwater falling on the ballpark and treats both sources of water before it is released to the sanitary and stormwater systems..

**NATIONALS PARK: QUICK FACTS**

<b>Opening Date:</b>	March 30, 2008
<b>Designed By:</b>	The joint venture team of Populous (formerly HOK Sport) and Devroux-Purnell Architects
<b>2019 Seat Capacity:</b>	41,376
<b>Field Dimensions:</b>	Left Field - 336 Feet Center Field - 402 Feet Right Field - 335 Feet

**Playing Surface**

- Following the 2017 season, the playing field went through a renovation project that included an upgraded irrigation system, new growing medium for the turf, and new turf across the entire surface consisting of a new blend of Kentucky Bluegrass varieties.
- The natural grass field consists of a four-way blend of Kentucky Bluegrass grown on a 100 percent sand base profile.
- Infield Dirt is a designed mix of sand, silt, and clay; provided by DuraEdge.
- Warning Track is a crushed red lava stone.
- Drainage lines consist of six-inch perforated drainage pipe that were installed in a pea-gravel layer, aligned every 15 feet across the entire playing field.

**Interesting Facts**

- Inspiration for the look of the ballpark was taken from the I. M. Pei-designed East Wing of the National Gallery of Art.
- Because the field is 24 feet below street level, more than half of the crowd will walk straight off the street, onto the main concourse and into their seats, without ever using elevators or climbing ramps or stairs.
- Populous (formerly HOK Sport), the ballpark's designer, borrowed the inspiration for an odd, right-angled jog into the left center field fence from the now demolished Griffith Stadium, former home of the Washington Senators.
- On Opening Day 2016, the Nationals hit a major milestone when the 25 Millionth Fan walked through the gates at Nationals Park. Among other gifts, the lucky fan received a pair of Opening Day tickets for the next 25 years and a special Nationals jersey and jacket.





## LOCAL FLAVORS

The Nationals are dedicated to offering regional favorites at the ballpark's concession stands. The Nationals have a selection of delicious items from the surrounding area, including Ben's Chili Bowl serving as a Washington, D.C. staple, Rappahannock Oyster Company representing the commonwealth of Virginia, and the Chesapeake Crab Cake Company representing the state of Maryland. Local brewers and distillers are also well represented in 2019, with a rotating local draft beer lineup at the District Drafts locations, as well as Republic Restoratives' Civic Vodka featured at every bar throughout the ballpark.

### Ben's Chili Bowl

- Since 1958, Ben's Chili Bowl has been a D.C. institution, and has also become a beloved fixture at Nationals Park. Guests can find Ben's Chili Dog, Chili Cheese Fries and the Chili Bowl, all featuring Ben's famous chili mix, in Sections 110, 140 and 317.

### Caviar

- Food delivery app Caviar is working with local restaurants in D.C. to bring Caviar-exclusive restaurants to Nationals Park in 2019. Located in Section 106, the Caviar stand will feature different restaurants each homestand.

### Chesapeake Crab Cake Company

- Located near Sections 114 and 306, the Chesapeake Crab Cake Company brings flavors from the state of Maryland to the ballpark by featuring several delectable crab offerings, including a Crab Cake Sandwich and Crab Cake Grilled Cheese.

### District Drafts

- District Drafts is a partnership with local breweries in the DMV, including 3 Stars, Atlas, DC Brau, Mad Fox, Old Ox, Port City, Denizens, Fair Winds, Hellbender, and Right Proper. Fans can find their favorite local brew in Sections 104, 110, 119, 129, 139, 223, 303, and 309.

### Hank's Oyster Bar

- Chef Jamie Leeds heads the iconic Hank's Oyster Bar locations in D.C. and Virginia, and she is bringing her menu to Nationals Park in 2019. Hank's serves Oyster and Shrimp Po'Boys, Fish & Chips, Fish Sandwich, and Old Bay Fries in Section 108.

### Harris Creek Oyster Company

- Harris Creek Oyster Company is a family-owned Oyster Farm that has been raising oysters for 13 generations on Maryland's Eastern Shore. The family-owned company will be serving oysters at Nationals Park beginning in 2019 in Section 238 near the Budweiser Terrace.

### Medium Rare

- D.C. favorite Medium Rare is known for their steak, fries, and signature sauce. Starting in 2019, Nationals fans can enjoy these offerings at the Medium Rare stand near Section 136 on the Main Concourse.

### Rappahannock Oyster Company

- Rappahannock Oyster Company is dedicated to bringing their Virginia-raised oysters to the D.C. area and beyond. The family-owned company whose oysters are served in their restaurants from D.C. to Los Angeles will be providing oysters at the Harris Creek Oyster Company location in Section 238.

### Republic Restoratives

- Republic Restoratives has been making craft liquors since 2015 and, beginning in 2019, will be bringing their spirits to Nationals Park! The first female-owned distillery in D.C. history, Republic Restoratives will serve a signature crafted cocktail at District of Cocktails located near Section 109 and their flagship Civic Vodka will be featured at bars throughout the ballpark.

## VEGETARIAN FRIENDLY

The Nationals strive to provide guests with a variety of delicious, healthy food options and are continuously looking for ways to incorporate more vegetarian-friendly options.

- In past years, PETA has named Nationals Park one of the top Vegetarian-Friendly Major League Ballparks.
- Nationals Park is one of the few sports venues across the country to have an exclusively vegetarian vendor, **Field of Greens**. Here fans can purchase vegetarian tacos, fresh fruit, and snacks.

**NEW FOR 2019****Firework Nights**

- Bang! Zoom! Fireworks nights are coming to Nationals Park! Nationals fans will have five opportunities to watch fireworks light up the sky above Nationals Park in 2019. Fireworks Nights will include four “Fireworks Friday” games and a special “Freedom Fireworks” show on July 3.

**PenFed Kids Fun Zone**

- Nationals Park is designed for fans of all ages and the PenFed Kids Fun Zone is one of the amenities designed for the youngest Nats fans. Updated for the 2019 season, the PenFed Kids Fun Zone, sponsored by PenFed Credit Union, includes a triple slide, wave climb, and a brand-new surface with a mini baseball diamond.

**Ballpark App “NatsHunt” Scavenger Hunt**

- Introduced at the beginning of the 2017 season, the MLB.com Ballpark App is the mobile home of the Washington Nationals. New for the 2019 season, the Nationals have introduced an interactive scavenger hunt called NatsHunt to be played through the MLB.com Ballpark App. Fans can use the app and AR feature to find “Nats Stops” around Nationals Park to unlock special offers loaded directly into the app once the last stop is found!

**NOT JUST FOR BASEBALL**

In addition to baseball, Nationals Park was constructed with the purpose of hosting the highest-quality entertainment experiences for the District of Columbia and surrounding region. Since opening in 2008, Nationals Park has gained a reputation as one of the premier locations for outdoor concerts and other events, with a favorable fan experience, access to transportation and the magnetism of the vibrant Capitol Riverfront community.

**Concert Preparation at Nationals Park**

Thanks to the hard work and dedication of our outstanding grounds crew, Nationals Park is able to host outdoor concerts and other exciting events. Below is a description of the process to transform Nationals Park from a ballpark into a world-class entertainment venue.

- Concert preparation begins several months prior to concert load-in.
- Field transformation begins immediately following the last out of the game preceding the concert. Protective tarps are placed over the entire infield dirt area and protective flooring is placed over the warning track surface.
- The following morning, stage load-in begins. This usually takes place over a two-to three-day period. The grounds crew is responsible for overseeing all movements and placements of stage and sound equipment onto the field. They also supervise all crane movements from the time they enter the building until the time the crane exits the building.
- Once the stage has been constructed, production load-in will begin (generally the day before the concert). This process involves speakers, video screens, lights, musical instruments and other electronics. This takes several hours. The grounds crew oversees all movements and assists the production team in order to limit or prevent field damage.
- Following production load-in, protective flooring is placed across all exposed grass.
- The day of the concert, the grounds crew walks the field and stage area several times looking for any last minute adjustments that need to be made. Air and soil temperatures are closely monitored, as is the soil moisture content.
- Concert load-out begins immediately following the end of the concert and concludes anywhere between 16 to 24 hours later.
- Upon completion of load-out, the grounds crew spends the remaining time prepping the field for when the Nationals return home.



## NOTABLE EVENTS AT NATIONALS PARK

### Pope Benedict XVI Mass

- On April 17, 2008, as part of his tour of the United States, Pope Benedict XVI celebrated Mass at Nationals Park.
- Approximately 47,000 people were in attendance.
- The audience included 14 cardinals, 250 bishops, and 1,300 priests.
- In accordance with Vatican protocol, Communion wafers were distributed within 20 minutes to more than 40,000 Mass attendees.

### Billy Joel and Elton John: “Face to Face” Tour

- The first concert at Nationals Park was a blockbuster event, featuring Billy Joel and Elton John in a joint performance on July 11, 2009, as part of their “Face to Face” tour. A sold-out crowd saw the two legendary musicians perform.
- The duo focused on material from the 1970’s and 80’s during their concert at Nationals Park, and played nothing more recent than John’s 1983 hit “I’m Still Standing.”

### Dave Matthews Band

- On July 23, 2010, the Dave Matthews Band performed at Nationals Park in the second-ever show held at the venue.
- The Zac Brown Band was the opening act for the concert, a preview of their 2015 performance at Nationals Park

### Jason Aldean: “Burn It Down” Tour

- Multi-Platinum country entertainer Jason Aldean performed on July 25, 2014, at Nationals Park as part of his “Burn It Down” tour. Duo Florida Georgia Line and artist Tyler Farr opened for Aldean.

### “Billy Joel in Concert”

- Billy Joel returned to Nationals Park as part of his “Billy Joel in Concert” series on July 26, 2014. The sold-out concert marked Billy Joel’s first solo headlining appearance at the ballpark and featured a 45-minute opening act from Gavin DeGraw.
- During the concert, Joel famously donned a Nationals baseball cap.

### One Direction: “Where We Are Tour”

- On Aug. 11, 2014, English-Irish boy band One Direction brought their international “Where We Are Tour” to the nation’s capital.
- Australian pop/rock band 5 Seconds of Summer served as the opening act.

### 2015 NHL Winter Classic

- On Jan. 1, 2015, Nationals Park became the center of the hockey universe when the playing field was transformed into a hockey rink for the annual NHL Winter Classic. The 42,842 fans in attendance watched the Washington Capitals top the Chicago Blackhawks, 3-2, in dramatic fashion.
- There were two ice rinks built, one to serve as the playing surface, one to represent the Reflecting Pool on the National Mall.
- 3,000 gallons of Glycol coolant were used to help maintain the preferred ice temperature of 22 degrees Fahrenheit.
- The thickness of the ice was three inches.
- 32,000 square-feet of decking was used for construction of the rink.
- 100,000 square-feet of new grass was installed to bring the field back to a safe, consistent surface for baseball.

**Taylor Swift: “1989 World Tour”**

- International pop superstar Taylor Swift, winner of seven Grammy Awards, brought her “1989 World Tour” to Nationals Park on July 13 and 14, 2015. Swift performed in front of two sold-out crowds at the ballpark, totaling 85,014 fans over two nights.
- During the performance on July 13, Swift was joined onstage by New Zealand phenom Lorde. Swift was joined onstage by multi-platinum singer, songwriter and dancer Jason Derulo during the performance on July 14.
- The rock band Haim and singer-songwriters Vance Joy and Shawn Mendes were the opening acts for Swift.

**Zac Brown Band: “Jekyll + Hyde Tour”**

- The “Jekyll + Hyde Tour” was the fifth headlining concert tour by country music group Zac Brown Band. The tour, which supported their fourth studio album, hit Nationals Park on Aug. 14, 2015.
- Nine of the shows on the tour took place at MLB parks, including Nationals Park, Fenway Park and Wrigley Field.
- The show, which lasted for two and a half hours, took place on a three-story tier stage and combined country music elements with EDM, rock and pop.
- During a break in the show, Zac Brown changed clothes and returned wearing a button-down shirt and a Washington Nationals baseball cap.

**“Billy Joel in Concert”**

- On July 20, 2016, legendary musician Billy Joel became the first artist ever to play Nationals Park three times.
- A sold-out crowd watched the Piano Man perform.

**Bruce Springsteen and the E Street Band: “The River Tour 2016”**

- “The River Tour 2016” marked the first tour in two years for Springsteen and the E Street Band and was performed in support of Springsteen’s 2015 “The Ties That Bind: The River Collection” box set and in celebration of the 35th anniversary of Springsteen’s 1980 album, “The River.”
- After playing at the Verizon Center in January, Bruce Springsteen returned to the nation’s capital and played a nearly three-hour set at Nationals Park on September 1, 2016. Afterward, the band encoored with another eight songs.

**James Taylor & His All-Star Band**

- James Taylor and His All-Star Band played four concerts at ballparks across the United States in summer 2017.
- Joining Taylor and his band onstage at Nationals Park was a special guest, singer-songwriter Bonnie Raitt.

**2018 HIGHLIGHTS****The 89th Major League Baseball All-Star Game**

- Please see following section for a detailed look at the 2018 All-Star Game festivities.

**The Eagles and James Taylor & His All-Star Band**

- The legendary Eagles came to Nationals Park on July 26 as part of their 2018 North American Tour. The concert at Nationals Park was one of only two concerts in the summer of 2018 that featured both the Eagles, who have sold more than 120 million albums worldwide, and James Taylor and His All-Star Band.

**Zac Brown Band 2018: Down the Rabbit Hole Live! with very special guest OneRepublic**

- Country music group Zac Brown Band made their third career appearance at Nationals Park on July 27. The stop was part for their eighth headlining concert tour and the visit featured an opening act from pop-rock band OneRepublic.

## HOME RUN MARKERS

Prior to the 2015 season, the Washington Nationals announced a project to mark the landing spots of long and/or significant home runs at Nationals Park. These historic markers paid homage to the white seats at Robert F. Kennedy Memorial (RFK) Stadium that marked the mammoth home runs hit by Washington Senators slugger, Frank Howard.

The following six home runs were the initial group of home runs marked by either a plaque or with a red painted seat.

Name	Date	Opponent	Location
Ryan Zimmerman <i>Nationals Park Inaugural Game Walk-Off Home Run</i>	3/30/2008	Atlanta Braves	Section 100, Row A, Seat 14
Jayson Werth <i>Walk-Off Home Run in Game 4 of the NLDS</i>	10/11/2012	St. Louis Cardinals	Visitors Bullpen Back Wall (plaque)
Michael Morse <i>Longest home run (465 feet per ESPN) in Nationals Park history (2008-pres.) as of the start of 2017</i>	7/20/2012	Atlanta Braves	Budweiser Brew House Back Railing (plaque)
Adam LaRoche <i>Upper Deck Home Run</i>	4/5/2014	Atlanta Braves	Section 236, Row A, Seat 14
Bryce Harper <i>NLDS Game 1 Upper Deck Home Run</i>	4/9/2014	Miami Marlins	Section 234, Row F, Seat 11
Bryce Harper <i>Upper Deck Home Run</i>	10/3/2014	San Francisco Giants	Section 234, Row C, Seat 5

The following home runs have since been marked around Nationals Park

Name	Date	Opponent	Location
Bryce Harper <i>Batter's Eye Home Run</i>	4/18/2015	Philadelphia Phillies	Batter's Eye Green Wall (plaque)
Bryce Harper <i>Upper Deck Home Run</i>	5/26/2016	St. Louis Cardinals	Section 236, Row A, Seat 11
Bryce Harper <i>Upper Deck Home Run</i>	7/20/2016	Los Angeles Dodgers	Section 236, Row J, Seat 12
Bryce Harper <i>Upper Deck Home Run</i>	5/26/2017	San Diego Padres	Section 236, Row A, Seat 6





## 89TH MLB ALL-STAR GAME // JULY 2018

Nationals Park, Washington D.C., Virginia and Maryland were at the center of the baseball universe in July of 2018, serving as the host of the 89th Major League Baseball All-Star Game - the fifth All-Star Game held in D.C. (2018, 1969, 1962, 1956, 1937).

### 89TH ALL-STAR GAME PRESENTED BY MASTERCARD


The American League topped the National League, 8-6, in 10 innings. Tied at 2-2 heading to the top of the eighth inning, the two clubs combined to plate 10 runs in a thrilling final three innings. Seattle's Jean Segura clubbed a three-run home run in the top half of the eighth inning, while Milwaukee's Christian Yelich hit a solo homer and Cincinnati's Scooter Gennett hit a game-tying two-run shot in the bottom half. Alex Bregman of the Houston Astros was awarded the Ted Williams Most Valuable Player Award presented by Chevrolet after leading off the 10th inning with a solo home run to give the American League the 6-5 lead. 13 of the 14 runs came via an All-Star Game record 10 home runs. Max Scherzer tallied four strikeouts across 2.0 innings while making the start for the National League. Bryce Harper started the game in center field. Nationals manager Dave Martinez served as a coach on Dave Roberts' National League staff. Prior to the game, MLB paid tribute to 29 Medal of Honor recipients with a special video narrated by Bradley Cooper and a unique national anthem with performers dressed and positioned to create a large American Flag.

### T-MOBILE HOME RUN DERBY

Nationals outfielder Bryce Harper - with the help of father Ron Harper and motivation from teammates Max Scherzer and Sean Doolittle, as well as former teammates Wilson Ramos and Felipe Vazquez - claimed victory in the T-Mobile Home Run Derby. Harper beat Atlanta's Freddie Freeman (1st rd.), Los Angeles Dodger Max Muncy (2nd rd.) and Chicago's Kyle Schwarber (final) en route to becoming the third player ever to win the Derby in his home ballpark, joining Hall of Famer Ryne Sandberg (1990, Wrigley Field) and Todd Frazier (2015, Great American Ball Park). In the final round, Harper clubbed nine home runs in the final minute and a half before receiving an additional 30 seconds of time. He hit his 19th home run of the round on his second swing, giving him the title. After the Derby-winning homer left his bat, Harper was mobbed by teammates Max Scherzer and Sean Doolittle, and was lifted in the air by manager Dave Martinez.

### SIRIUSXM ALL-STAR FUTURES GAME

Team USA and Team World combined for eight home runs as the U.S. squad topped the World, 10-6. Cincinnati Reds prospect Taylor Trammell earned MVP honors, going 2-for-2 with a home run and a triple. Top Nationals prospects Carter Kieboom (0-for-2) and Luis Garcia (0-for-0, BB) entered the game as defensive replacements.



**LEGENDS & CELEBRITY SOFTBALL GAME**

The All-Star Legends & Celebrity Softball Game, part of All-Star Sunday, featured legends and celebrities competing together. Celebrities such as Jamie Foxx, Jennie Finch, Quincy Brown, Ashley Greene, Chris Jackson, Skai Jackson, Brian Kelley, Tim Kurkijan, Sascha Polanco, Taylor Kinney, Brandon Larracuenta, J.R. Martinez, Jessica Mendoza, Mike “The Miz” Mizanin, Bill Nye, Josh Norman, Scott Rogowsky and John Wall joined Major League Baseball Legends Hall of Famer Andre Dawson, Steve Finley, Cliff Floyd, Torii Hunter, Carlos Peña, Hall of Famer Tim Lincecum and Bernie Williams. Additionally, Wounded Warriors Softball Team players Sargent Jonathan Herst and Sargent Cody Rice participated.

Shaquille O’Neal, also known as “DJ Diesel,” performed during the Legends & Celebrity Softball Game and fans in attendance watched a two-song set from Florida Georgia Line live at Nationals Park.

**GEICO ALL-STAR FANFEST**

2018 GEICO All-Star FanFest - a five-day long celebration of baseball at the Walter E. Washington Convention Center - drew 112,390 fans from July 13-17. FanFest is annually the largest interactive baseball theme park in the world. For five days, baseball and softball fans had the opportunity to meet MLB Legends, get free autographs, and receive daily giveaways and more. Activities included interactive games and prizes, MLB legends autograph signings, photo opportunities, Nationals artifacts and MLB trophies and awards on display, traditional ballpark food, vendor booths, and official 2018 MLB All-Star Game souvenirs.

**PLAY BALL PARK**

The 2018 PLAY BALL Park was located at The Yards at the Intersection of First and M Streets SE, Washington, D.C. PLAY BALL Park was a 56,000 square foot interactive area where MLB and its programming partners provided fun, engaging and educational activities for youth baseball and softball players and their families - all in the backdrop of the Midsummer Classic. Nearly 40,000 fans (38,907) of all ages attended the 2018 version of PLAY BALL Park. The festive and expanded space included a turf diamond featuring daily programming of baseball/softball activities, batting & stickball tunnels, pitching inflatables, and MLB sponsor-activation zones. Notable appearances at PLAY BALL Park included Commissioner Manfred, Jennie Finch, SiriusXM All-Star Futures Game players, Hall of Famer Cal Ripken, Jr., David Ortiz, Rapper & D.C. native WALE, the Cast and Director of *The Sandlot* and more.

**MLB ASSEMBLY**

MLB Assembly combined music, fashion, art and baseball in a free event that included performances by Wale and Blocboy JB, live and interactive art installations from artists like Skylar Grey, Futura and Stash, and unique fashion collaborations featuring exclusive custom gear from brands like Levi’s, Fear of God x New Era, Mitchell & Ness and Billionaire Boys Club.

**ALL-STAR SUMMER RIVERFEST PRESENTED BY COCA-COLA**

The Yards and the Capitol Riverfront BID hosted an unforgettable family-friendly All-Star Summer Riverfront Festival at Yards Park and the Boardwalk. The Yards Park was transformed into a real-life sandlot where attendees enjoyed live music, pop-up bars, tasty food, photo booths, baseball-themed activities and games including bocce, sand art and oversized board games such as scrabble and chess.

**MLB DIVERSITY AND INCLUSION PRESENTS: CULTURE + CODE**

Taking place at the iconic Blind Whino, MLB’s inaugural “Culture + Code” event highlighted entrepreneurship, esports, culture and the arts thriving within the nation’s capital. With the intent of illustrating the diversity of Washington, DC and expanding the exposure to Major League Baseball, “Culture + Code” provided a platform for topics relevant to future leaders and fans of our game.



**THE COLOR RUN MLB ALL-STAR 5K PRESENTED BY NIKE**

The Color Run MLB All-Star 5K, presented by Nike, allowed participants to run in the shadow of their favorite baseball team's ballpark and through Anacostia Park during its 100th anniversary. As they ran, volunteers blasted various colors -- blue, yellow, pink, red -- at the runners and their provided white shirts. The runner's kit featured a unicorn hero medal and a limited edition All-Star 5K Nike tee.

**ARMED SERVICE CLASSIC PRESENTED BY T-MOBILE**

The Armed Services Classic was a co-ed adult softball tournament comprised of teams of active duty personnel from each of the five military branches. The Air Force and Army won the right to play for the newly-minted trophy crowned by an eagle figurine in the first installment of the tournament. On June 2nd and 3rd, the five branches of the military competed in a round robin tournament, with the Air Force and Army each compiling 3-1 records to advance. The inaugural All-Star Armed Services Classic presented by T-Mobile ended in a 9-2 win for the Air Force over the Army. Major League Baseball and the Washington Nationals designed the event to support and honor the general military community, as well as the many service members and families stationed in the National Capital Region.

**NEGRO LEAGUES TRIBUTE AT BEN'S CHILI BOWL**

MLB unveiled a mural honoring Negro Leagues Baseball and trailblazing players Mamie "Peanut" Johnson and Josh Gibson on the Lincoln Theatre across from historic Washington, DC restaurant Ben's Chili Bowl.





**LEGACY PROJECTS**

Shortly after Washington, D.C. was announced as the host of the 89th MLB All-Star Game, Major League Baseball, the Washington Nationals, and the Nationals Dream Foundation began planning the 2018 All-Star Legacy initiative. Through this annual Midsummer Classic program, approximately \$5 million was given to seven community enrichment projects designed to leave a lasting impact throughout the local community, as well as support national charitable organizations with close ties to baseball.

**Nationals All-Star Field at Walker Mill Regional Park (Prince George's County, Md.)**

One baseball field was fully renovated while a secondary field was reconfigured and improved to allow different age groups to utilize the fields and expand youth baseball play overall. Areas of improvements included field grading, upgrades to sod and ballfield mix, and the additions of a new irrigation system, scoreboard, and covered dugouts, bleachers with shade structures, batting cage and storage shed. Upgrades to the field will allow for a variety of youth-focused activities, including PLAY BALL events (e.g., Scotts MLB Pitch, Hit & Run; Jr. Home Run Derby), youth showcase and league games, and more. The Prince George's County Parks and Recreation Foundation and Prince George's County Department of Parks and Recreation will be able to promote baseball and healthy, active lifestyles to more than 3,000 kids.

**Bryce Harper All-Star Complex (Herndon, Va.)**

In association with the Fairfax County Park Authority, MLB, the Nationals and the Dream Foundation worked to renovate two youth baseball fields that will serve as a beacon for youth baseball players in Northern Virginia, particularly Reston Herndon Little League. This field renovation project will expand overall play after enlarging one of the fields, which will accommodate various age levels. The improvements also included laser grading of the field being expanded, an extended irrigation system, as well as additions of new scoreboards, covered dugouts, bleachers with shade structures, and enhancements to a storage shed, fencing, batting cages, bullpens, a concession stand and restrooms. The Scotts® Company, the Official Lawn Care Company of Major League Baseball, generously supported this project. The complex was renamed after Bryce Harper following his significant personal contribution to this project.

**USO-Metro All-Star Depot at Fort Belvoir (Fairfax County, Va.)**

This project included a fully renovated 12,000-square-foot USO logistics facility at Fort Belvoir, featuring a new HVAC system and commercial-grade refrigeration units. The facility is primarily used to receive and store non-perishable goods and program supplies that are delivered weekly to the nine USO-Metro locations in the Washington D.C. region. This renovation increased the amount of products and supplies that can be stored at the facility, including the addition of bulk perishable foods to the inventory distributed to the nine USO-Metro locations. The facility also serves as an important program and event venue throughout the year, and these renovations expanded USO-Metro's reach and provides more programming throughout the year to local service members and their families.



**Boys & Girls Clubs of Greater Washington -- All-Star Teen Room at Richard England Clubhouse #14 (Washington, D.C.)**

This project featured a complete renovation and expansion of Clubhouse #14's Teen Room, including new furniture, TVs, computers and games, allowing much needed space and supplies for multifaceted afterschool activities. Four inoperative HVAC units were replaced, providing a temperate climate year-round for the entire Clubhouse. Many inoperable doors were also replaced, providing increased safety for all at Clubhouse #14. MLB, the Nationals and the Dream Foundation hope to help retention rates among current members, as well as attract new ones to Clubhouse #14.

**Mobile Dental Unit with Children's National (Various Locations throughout Greater Washington, D.C.)**

MLB, the Nationals, the Dream Foundation, and Jeff Franzen and Sons provided a brand-new mobile dental unit serving 19 sites in Wards 7 & 8 and Prince George's County, Md. In these areas there is just one dentist for every 4,000 residents (less than half of the national average) and this unit is bringing dental health professionals directly to more children and providing them with much needed dental services. The unit also provides a more comfortable experience for both health professionals and children being treated. This mobile dental unit replaced another unit that Children's National, the leading pediatric health system in the Washington D.C. area, launched in 2001 to serve District of Columbia's Wards 7 & 8 and Prince George's County. Additionally, the new unit comes with the latest dental equipment and more patient chairs to serve more children than the previous unit allowed.

**All-Star Pavilion at Washington Nationals Youth Baseball Academy (Washington, D.C.)**

The Washington Nationals Youth Baseball Academy has become a hub for youth baseball and softball in the District, and the All-Star Pavilion, which is located next to the Academy's main field, has become a key element to programming and events since being unveiled during All-Star Week. The All-Star Pavilion is a 2,880 square foot open-air space that covers four short-throw batting cages. These covered batting cages provide much needed, weather-protected spaces and give scholar-athletes the ability to practice their baseball and softball skills in an open and airy environment. Additionally, the All-Star Pavilion allows for the creation of an outdoor gathering area with picnic tables for the Academy's famers' market and community use. The All-Star Pavilion is utilized year-round.

**All-Star Teen Room, Playground, Computer Lab & Community Room at SOME Spring Road (Washington, D.C.)**

MLB, the Nationals and the Dream Foundation provided a teen room, playground, computer lab, and community room in cooperation with a much larger project with SOME (So Others Might Eat) Spring Road. SOME Spring Road offers safe, affordable housing to 37 homeless and extremely low-income families, including more than 100 children, currently living in Washington D.C. SOME's high-level supportive programs are being housed in these new MLB & Nationals-supported areas, and have given the resident children the ability to safely play and have fun right outside of their front door. Providing onsite programming for Spring Road's resident children and teens not only eliminates transportation barriers impacting participation, but gives parents peace of mind knowing that their children are safe at their family's home base.



NATIONALS IN THE  
COMMUNITY

70







## WASHINGTON NATIONALS COMMUNITY RELATIONS

The Washington Nationals are committed to enhancing the quality of life for citizens in the Washington, D.C. region. Our primary focus is on initiatives that honor military families, encourage youth participation in baseball and softball, and support K-12 education in our community.

### MILITARY INITIATIVES

The Washington Nationals are proud to work with the large community of military bases, installations and hospitals that serve as permanent or temporary homes to military service members and their families living in the Washington D.C. metropolitan area.

#### » NATS ON BASE

Through the Nats on Base initiative, the Nationals aim to provide year-round experiences that contribute to the quality of life for service members and their families in the Washington D.C. region, reaching them where they live and work - as well as in-park. The team works with regional and base leadership to develop programming and identify outreach opportunities at local installations.

#### 2018 Highlights

**Leadership Exchange:** Nationals manager Davey Martinez and front office executives participated as guest speakers for the 2018 Air Force District of Washington's Squadron Command and Spouse Orientation Course. The course is designed to provide commanders and spouses the tools to succeed in a rapidly changing geopolitical environment, and Nationals representatives offered non-military leadership perspectives to the group.

**Urban Warrior Challenge:** The Washington Nationals were the presenting sponsor of the 2018 Urban Warrior Challenge at Joint Base Myer-Henderson Hall. The event is the largest joint base event in which Soldiers and Marines compete in various competitions including the finale, the Tug-O-War. The Nationals supported in a variety of ways including mascots, NatMobile, and player appearances, as well as ticket and promotional giveaways.



#### » SALUTE TO SERVICE

The Nationals offer premium seating for select military groups and their families during every home game. At the end of the third inning, honorees are recognized on NatsHD and receive a standing ovation.

Tickets are allocated through military hospitals and support organizations and are not available for individual distribution.



» **PATRIOTIC SERIES PRESENTED BY SAIG**

This series encourages fans to celebrate the American spirit while enjoying a day at Nationals Park by utilizing on-field programming and pregame assets, themed giveaways, and patriotic uniforms to honor service members, first responders and all those who serve our country.

*The 2019 Patriotic Series presented by SAIG schedule:*

- |                                     |                           |
|-------------------------------------|---------------------------|
| Military Appreciation Day – April 2 | Independence Day – July 4 |
| Memorial Day — May 27               | Heroes Day – Sept. 1      |

» **BRANCH NIGHTS**

The Nationals dedicate one game per year to each of the five branches of the military. The team works closely with its military partners to highlight the individuals and ideals that are unique to each branch.

*The 2019 Branch Nights schedule:*

- US Navy Day – May 1
- US Army Day – June 18
- US Marine Corps Day – July 30
- US Coast Guard Day – Aug. 12
- US Air Force Day – Sept. 24

» **HOME AWAY FROM HOME TEAM - IN PARTNERSHIP WITH USO OF METROPOLITAN WASHINGTON-BALTIMORE**

The Washington Nationals are proud to partner with USO of Metropolitan Washington-Baltimore to support military families. Every Sunday home game of the season, military families can enjoy a Nationals game together and receive front-of-line privileges for Kids Run the Bases after the game.

Additionally, the Nationals and USO-Metro host a “Date Night at the Ballpark” every month, giving active duty service members and their significant others the opportunity to connect while socializing with fellow military couples.

» **PENFED MILITARY SECTION**

In 2018, the Nationals & PenFed Credit Union announced the creation of a dedicated military appreciation section in Right Field at Nationals Park. For all regular season home games, the Nationals and PenFed have made a select number of tickets available to military members for free.

» **DISCOUNTED GAME TICKETS**

Military service members receive deeply discounted Nationals tickets available exclusively to them and their families. Tickets can be purchased through MWR and IIT offices at area bases and the Pentagon. Most ticket levels also include a food and beverage credit to reduce the total cost of the outing.

For more information, please call **202.675.NATS(6287)** or email [ticketinfo@nationals.com](mailto:ticketinfo@nationals.com).



## YOUTH BASEBALL AND SOFTBALL

The Nationals are committed to promoting youth baseball and softball through Team UP, a progressive, multi-faceted Youth Baseball Uniform Program, hosting clinics, coordinating player visits, and recognizing significant youth baseball championship achievements.

### » Team UP

In 2015, the Nationals launched Team UP. In an ongoing effort to support and promote kids playing baseball and softball in the region, the Nationals continue to provide, at no cost, a Nationals T-shirt or jersey and cap to EVERY child playing baseball or softball in a District of Columbia or Northern Virginia sanctioned youth baseball league, and the District of Columbia Parks and Recreation Rookie League. In conjunction with Inova Health System, the program expanded in 2017 into Northern Virginia and now includes youth baseball organizations from Virginia District 4 Little League, Virginia District 10 Little League and Virginia District 7 Cal Ripken Babe Ruth.

By providing the uniforms at no cost to the leagues and families, the Nationals aim to break down and minimize financial barriers that can prevent kids from playing baseball. Youth players are also given the opportunity to experience a Major League game at Nationals Park through a complimentary ticket offer, and connect with Nationals players when they visit the leagues during the season.

### » WASHINGTON NATIONALS YOUTH BASEBALL CLINICS


Youth baseball and softball athletes from the District of Columbia, Maryland and Virginia, as well as local military children take part in free clinics at Nationals Park throughout the season. Participants receive hands-on instruction from Nationals coaches and other baseball leaders, who offer tips on the art of batting, fielding, pitching and base running.

**Inova Youth Baseball Clinics** - The Nationals host a series of clinics as part of the team's efforts to increase participation and interest in baseball and softball. Nationals coaches lead the clinics designed for children ages 8-14. Clinics are free and include on-field instruction, a post-clinic autograph session with a Nationals player, and four tickets to a Nationals home game. Registration is not open to the public.

**Field Maintenance Clinic** - The Nationals and the Baseball Tomorrow Fund (BTF) partner to host the Field Maintenance Clinic at Nationals Park. Nationals groundskeepers instruct adult representatives from local youth baseball and softball leagues on the fundamentals of groundskeeping, including proper maintenance techniques to keep fields in safe, playable condition. BTF also provides a \$10,000 grant to a local non-profit organization for the upkeep and maintenance of a baseball field. Registration is not open to the public.

**PLAY Clinic** - Developed by the Professional Baseball Athletic Trainers Society (PBATS) in 2004, PLAY (Promoting a Lifetime of Activity for Youth) is designed to encourage youth throughout the country to be active, eat right, sustain a healthy lifestyle and stay away from performance enhancing drugs. During the clinic, local youth ages 8-12 participate in baseball training and receive lessons on health and conditioning from Nationals players and trainers as well as PLAY staff. Registration is not open to the public.

**MLB Pitch, Hit and Run Competition** - The MLB Pitch, Hit and Run (PHR) program provides children ages 7-14 the opportunity to showcase their baseball talents in a free nationwide skills competition. The winners move on to the national finals at the MLB All-Star Game. Contact your local youth baseball or softball organization for further details.





**Major League Baseball Players Alumni Association Clinic** - In coordination with the MLBPA, the Nationals Youth Baseball Academy hosts the Legends for Youth Clinic for D.C.-area youth, ages 8-14. Registration is available closer to the clinic date via [www.mlbpa.com](http://www.mlbpa.com).

» **WASHINGTON NATIONALS CHAMPIONS DAY**

The Champions Day series is a Washington Nationals program recognizing area teams that have won championship titles. On two pre-selected dates during the season, eligible teams are invited to Nationals Park to participate in an on-field, pregame recognition ceremony. Teams receive complimentary tickets, a DVD copy of the Champions Day pregame ceremony, a team picture at Nationals Park and a Washington Nationals Champions Day T-shirt.



High School Champions Recognition – June 17

Youth Baseball (12U) Champions Recognition – Sept. 15

**EDUCATION INITIATIVES**

» **GRAND SLAM SCHOOLS**

The Nationals have expanded their cornerstone education initiative, Grand Slam Schools, which gives elementary schools in the D.C. Metro area an opportunity to team up with the Washington Nationals. This program follows an adopt-a-school model to emphasize consistent, meaningful interactions with entire school communities during both the school year and the summer. Grand Slam Schools programming focuses on STEM, student attendance and supporting individual school needs. There are 15 schools from across DC and Montgomery County, MD participating in the program.

» **NatsStats**

NatsStats is a collaboration between the Washington Nationals and DC Public Schools (DCPS). We brought together the pedagogical experts at DCPS and the Nationals own Baseball R&D staff to create a high school-level statistics and probability curriculum using contemporary methods and state-of-the-art technology resources to engage teachers and challenge students in the classroom using real world applications.

» **D.C. PUBLIC LIBRARY'S SUMMER READING PROGRAM**

The Nationals are the lead sponsor for the D.C. Public Library's Summer Challenge reading program, which aims to combat the "summer slide" - the loss of learning that children experience during the summer months. Summer is a great time for kids to get caught up in a good book, and youth (ages 6-18) enrolled in the Summer Reading program are rewarded with two free tickets to select Nationals games upon completion of the program. Players also visit D.C. libraries during the summer for various reading events.

» **WASHINGTON NATIONALS STEM EDUCATION**

Washington Nationals STEM Education is designed to translate the love of America's pastime into an appreciation and understanding of and a passion for the science and mathematics underlying the sport. By demonstrating the natural connection between baseball, science and mathematics, students better appreciate real-world applications while learning through fun, hands-on projects. Area teachers receive training and lesson plans tied to Common Core and Next Generation Science Standards, as well as all of the supplies necessary to assist with conducting a STEM Fair in class research.

» **NATSPREP**

In cooperation with District of Columbia Public Schools Career Academies on Hospitality and Tourism, the Nationals offer NatsPrep, an in-depth course for Hospitality, Sports Promotion and Event Management Careers. Throughout the school year, students are invited to take part in experiential seminars with Nationals executives, culminating with work-based learning experiences during the season for top students. Additionally, workshops are held for faculty members to meet with front office staff to provide input and guidance to ensure curriculum alignment to industry expectations and standards.



## NATIONALS IN THE COMMUNITY

### CHARITABLE DRIVES

#### » **BASEBALL EQUIPMENT DRIVE**

On May 19, the Nationals will collect new or gently-used baseball and softball equipment as part of the annual Baseball Equipment Drive. Hosted in conjunction with the Baseball Tomorrow Fund, BTF also provides a local youth organization with a \$5,000 grant to purchase additional new equipment.

#### » **BLOOD DRIVE**

The Nationals and Inova Blood Donor Services host two blood drives each season. Fans who help save a life by donating blood receive two tickets to a Nationals home game, as well as opportunities to take a behind-the-scenes tour of Nationals Park and win autographed memorabilia.

#### » **HARRIS TEETER FOOD DRIVE**

The Nationals will collect non-perishable food items for the annual Harris Teeter Food Drive outside the Center Field Gates on July 27 and 28. Fans who donate four or more items will receive two tickets to a Nationals home game, while supplies last. All items collected benefit the Capital Area Food Bank.

### OTHER GOODWILL PROGRAMS

#### » **COMMUNITY TICKET GRANTS**

Each season, the Nationals Community Relations department awards ticket grants to local area nonprofits, community organizations and youth groups to enable citizens - who may not otherwise have the means - to connect with the team by experiencing the excitement of Nationals baseball at Nationals Park. For more information visit [www.nationals.com/communityticketgrants](http://www.nationals.com/communityticketgrants).

#### » **DONATIONS**

Year-round, the Nationals support area charities and their fundraising efforts through in-kind donations of tickets and memorabilia. For more information or to request an item, visit [www.nationals.com/donations](http://www.nationals.com/donations).

### HOLIDAY OUTREACH

#### » **FOOD & FRIENDS**

Each year, prior to the Thanksgiving holiday, Nationals employees assist Food & Friends in their effort to provide home-delivered meals, groceries and nutrition counseling to people living with HIV/AIDS, cancer and other illnesses throughout the Washington Metropolitan area. The 2018 volunteer effort was the eleventh year the Nationals have participated in the program.

#### » **TOY DRIVE BENEFITTING WASHINGTON INFORMER CHARITIES AND THE DC HOUSING AUTHORITY**

While attending Winterfest in December, Nationals fans were encouraged to bring a new, unwrapped toy to donate, in exchange for a chance to meet a Nationals player. The collected toys provided underserved children with gifts during the holiday season.



## PLAYER PROGRAMS

### » SEAN DOOLITTLE

Sean is active in veteran's affairs issues. He is particularly passionate about "bad paper" veterans and the subsequent denial of VA medical/mental health services to veterans because of that designation. He also supports Operation Finally Home, an organization that constructs homes for wounded veterans and their families.

Additionally, Sean actively pursues opportunities to support marginalized individuals and groups.

### » ADAM EATON

Rev Up The Park is Adam Eaton's fundraiser benefitting the Dragonfly Foundation which provides support to pediatric cancer patients and their families. The charity car show brings together Adam's love of cars and his passion for baseball in a unique setting at Nationals Park.

### » HOWIE KENDRICK

Howie donates a percentage of his annual salary to charity. Beneficiaries include the Nationals Youth Baseball Academy and the Alzheimer's Association. Howie's mother-in-law suffers from early onset Alzheimer's disease.

### » ANTHONY RENDON

Anthony's Academy All-Stars is a season-long program giving scholar-athletes from the Nationals Youth Baseball Academy, where Rendon sits on the Board of Directors, the opportunity to attend a Nationals Baseball game. The group enjoys a behind-the-scenes look at team operations, a private meet-and-greet with Rendon as well as special batting practice viewing and tickets, complete with NatsBucks. He supports the Academy financially as well, making a \$150,000 donation in 2018.

### » MAX SCHERZER

Max Scherzer, and his wife Erica support the Nationals Youth Baseball Academy through personal visits and their annual fantasy football fundraiser, the Scherzer Showdown. This event offers participants a once-in-a-lifetime opportunity to play fantasy football with their favorite Washington Nationals players and other local celebrities. For more information visit [scherzershowdown.com](http://scherzershowdown.com). They also actively support the Humane Rescue Alliance

### » STEPHEN STRASBURG

In 2018, Stephen partnered with Pujols Family Foundation to host the inaugural Strike Out Slavery (SOS) game at Nationals Park. SOS is designed to educate baseball fans about modern-day slavery and includes a pre-game awareness festival and post-game concert.

### » RYAN ZIMMERMAN

Ryan Zimmerman's commitment to the community is best illustrated through his work with the ziMS Foundation, which he founded in 2006. The ziMS Foundation raises money and awareness for programs benefitting those afflicted with Multiple Sclerosis. Multiple Sclerosis is a disease close to Ryan's heart. In 1995, his mother, Cheryl, was diagnosed with MS, a chronic and unpredictable disease that affects the central nervous system. Though it remains staffed entirely by volunteers, including friends and family, the foundation has donated \$3.5 million to organizations dedicated to the fight against MS.





## MLB COMMUNITY AWARDS

YEAR	ROBERTO CLEMENTE NOMINEE	HEART AND HUSTLE NOMINEE	BOB FELLER ACT OF VALOR NOMINEE (Est. 2013)
2005	Jamey Carroll	—	—
2006	Chad Cordero	Alfonso Soriano	—
2007	Ryan Zimmerman	Ryan Zimmerman	—
2008	Joel Hanrahan	Jesus Flores	—
2009	John Lannan	Ryan Zimmerman	—
2010	Josh Willingham	Ian Desmond	—
2011	Ian Desmond	Ian Desmond	—
2012	Ryan Zimmerman	Bryce Harper	—
2013	Ryan Zimmerman	Ian Desmond	Ross Detwiler
2014	Ian Desmond	Ian Desmond	Adam LaRoche
2015	Denard Span	Ian Desmond	Craig Stammen
2016	Ryan Zimmerman	Daniel Murphy	—
2017	Ryan Zimmerman	Anthony Rendon	—
2018	Ryan Zimmerman	Trea Turner	Sean Doolittle (Winner)

» **ROBERTO CLEMENTE AWARD**

Since 1972, Major League Baseball has annually presented an award (originally known as The Commissioner's Award) to the player who best exemplifies the game of baseball, sportsmanship, community involvement and the individual's contribution to his team.

In 1973, following the tragic death of Roberto Clemente, the award was re-named to honor the man whose spirit and goodwill will always be remembered. The award recognizes those individuals who truly understand the value of helping others.

A panel of baseball dignitaries, including Vera Clemente and MLB Commissioner Rob Manfred, annually select a winner from a list of 30 nominees, one from each Major League Baseball club.

» **HEART AND HUSTLE AWARD**

Created by the Major League Baseball Players Alumni Association in 2005, the Heart & Hustle Award is voted on by Alumni and active Major League players and is presented annually to an active player who demonstrates a passion for the game of baseball and best embodies the values, spirit and traditions of the game.

The MLBPAA formed 30 committees, comprised of Alumni players with established relationships to each team. One player from each Major League team is chosen by the committees based on the passion, desire, and work ethic demonstrated both on and off the field. These players are recognized prior to a late-season home game. As the season draws to a close, fans, all Alumni, and active players vote to select the final winner from the 30 team nominees.

» **BOB FELLER ACT OF VALOR AWARD**

The Bob Feller Act of Valor Foundation, through the unique intersection of baseball and the US Navy, recognizes and honors those who support service men and women with the Bob Feller Act of Valor Award. The award uses Bob Feller's story to educate the youth of today on lessons of citizenship, service to one's country, and sacrifice in times of great national need. Teaching the legacy of the Greatest Generation to the youngest generation helps instill in them the virtues of service to others. Sean Doolittle was chosen as the league-wide, national winner in 2018.



## THE NATIONALS AND THE USO TOUR

On several occasions, the Washington Nationals have been personally invited to join General Martin E. Dempsey, former Chairman of the Joint Chiefs of Staff, on his annual Chairman's USO Holiday Tour. Nationals participants have included former players Doug Fister (2014), Adam LaRoche (2013), Ross Detwiler (2012) and Craig Stammen (2012).

The trip is a whirlwind tour across several countries that is calculated down to the second. For safety reasons, little is known about the trips ahead of time. Past tours have included visits with service members all over the world, including Greece, Afghanistan, Italy, Germany, the United Kingdom, Turkey, Bahrain and Kyrgyzstan. Though it's an exhausting stretch of days, every participating player has returned home inspired and with a changed perspective.

*"The Chairman's USO holiday tour really opened my eyes to the world—and the war. The sacrifice, the threats, the teamwork and chemistry needed between individuals, are just a few of the many things that we were shown throughout this experience."*


-Doug Fister, 2014

*"I can't say I ever really looked at the flag and thought, 'Somebody paid the price for that.' I will now. I hope it's going to be a lot easier to not take those things for granted like we typically do."*

-Adam LaRoche, 2013

*"This trip was truly life changing and I will never look at this war or the soldiers the same."*

-Ross Detwiler, 2012



## WASHINGTON NATIONALS DREAM FOUNDATION



# WASHINGTON NATIONALS DREAM FOUNDATION

## PHILANTHROPIC VISION

The Washington Nationals strive to become a civic partner to every Washingtonian interested in making a positive difference in our region and a leading philanthropic organization in professional sports.

To date, the Washington Nationals Dream Foundation and its programmatic arm, the Nationals Youth Baseball Academy, have harnessed the power of baseball to deliver tangible opportunities for youth throughout the greater D.C. metro area. This includes year-round activities and programming at the Academy's nine-acre education and recreation campus, establishment of the Diabetes Care Complex at Children's National, Delta Dream Grants to local organizations providing services to children and teens, the fully accessible Miracle Field in Montgomery County, and multiple renovated Legacy Fields.

Through an enhanced strategy that will mobilize the generosity of Nationals fans, player philanthropy, corporate champions, and community partners, this collective philanthropic enterprise can fuel even greater good for a better Washington. Widespread support will advance key initiatives including:

- Programming at the Nationals Youth Baseball Academy, expanding its reach beyond the walls of the facility
- Grants to community partners, institutionalizing the criteria and disbursement of funds to enhance support for local nonprofits serving the region
- Community improvement projects, delivering tangible impact for area residents
- Expanded impact of player philanthropy, by collaborating with Washington Nationals players to realize, pursue, and achieve their philanthropic goals
- Engagement with the Nationals fan base, stimulating mass citizen and fan participation in high-quality community impact projects.

More updates about new projects, events, and initiatives will be available throughout the season. For more information, please contact Shannon Donohoe at [shannon.donohoe@nationals.com](mailto:shannon.donohoe@nationals.com).

## PROGRAMMING

### » DELTA DREAM GRANTS

Delta Dream Grants support nonprofits providing direct services to children and teens in the Washington, D.C. region in the areas of academics, the arts, nutrition, and sports. Additional grants support nonprofits that refurbish youth baseball fields. Sponsored by Nationals corporate partner, Delta Air Lines, funds provide local organizations with targeted support for effective programming in accordance with the shared commitment of the Nationals and Delta Air Lines to give back to the communities where employees live and work. To date more than \$400,000 from the foundation and Delta have been granted to worthy organizations. Learn more at [nationals.com/deltadreamgrants](http://nationals.com/deltadreamgrants).



» **WASHINGTON NATIONALS LEGACY FIELDS**

The Legacy Field program renovates at least one youth baseball and/or softball field in the Washington, D.C. region each year. The inaugural project, Ryan Zimmerman Field, opened in April 2016 at Randall Recreation Center - just a few blocks from Nationals Park; Iván “Pudge” Rodríguez Field opened in August 2017 at Mason District Park in Annandale, VA; and Bryce Harper Field opened in May 2018 at Takoma Community Center in Northwest Washington, D.C. For more, visit [nationals.com/legacyfields](http://nationals.com/legacyfields).



» **WASHINGTON NATIONALS YOUTH BASEBALL ACADEMY**

The core programmatic arm of the philanthropic enterprise, the Nationals Youth Baseball Academy uses the sports of baseball and softball as vehicles to foster positive character development, academic achievement, and improved health for youth living in Wards 7 and 8. Learn more at [nationalsacademy.org](http://nationalsacademy.org).

**2019 EVENT CALENDAR**

» **NATIONALS HOMECOMING GALA – March 26**

The Nationals Homecoming Gala will be the team’s premier off-the-field event, celebrating the return of baseball season to Washington as we welcome home the 2019 Nationals 25-man roster and introduce the foundation’s strategic vision for the future. Held for the first time at The Anthem, the annual event celebrates the “Power of Baseball” and raises funds in support of the foundation.

Kicking off baseball season, the not-to-be-missed event includes a red carpet, activations around the District Wharf, and a cocktail reception followed by a dinner, program, live auction, and musical performance. Visit [nationals.com/gala](http://nationals.com/gala) for more information.

» **FOUNDATION DAY – April 13**

Fans will learn about the foundation’s work in the community and can take part in an exciting Mystery Grab Bag fundraiser.

» **JERSEYS OFF THEIR BACKS RAFFLE - Sept. 29**

A fan favorite and one of the foundation’s longest-running fundraisers, this raffle gives fans the chance to win a game-worn, autographed jersey “off the back” of a Nationals player or coach in an on-field ceremony following the last Sunday home game of the season. Learn more at [nationals.com/jerseys](http://nationals.com/jerseys).



## WASHINGTON NATIONALS DREAM FOUNDATION

### 2019 FUNDRAISERS

---

#### » **50/50 RAFFLE – All Season**

Conducted during every home game throughout the regular season. The fan with the winning ticket wins 50% of the raffle proceeds with the other half benefitting foundation programs and initiatives. Visit [nationals.com/5050](http://nationals.com/5050) for more information.

#### » **THE WALL OF DREAMS**

Nationals fans can purchase custom-inscribed baseballs, permanently displayed at Nationals Park on the Wall of Dreams, located on the Main Concourse. Learn more at [nationals.com/wallofdreams](http://nationals.com/wallofdreams).

#### » **NATIONALS PARK TOURS**

Professionally guided tours of Nationals Park are available to fans of all ages throughout the baseball season. Tickets may be purchased at [nationals.com/tours](http://nationals.com/tours), with proceeds benefitting the foundation.

#### » **SCOREBOARD MESSAGES**

Fans can order personalized scoreboard messages at [nationals.com/scoreboardmessages](http://nationals.com/scoreboardmessages), with proceeds benefitting the foundation.

#### » **NATIONALS AUTHENTICS MEMORABILIA**

Nationals memorabilia, including game-used items, is sold and auctioned by Nationals Authentics, with a portion of the proceeds benefitting the foundation. Visit Nationals Authentics during game days at Nationals Park on the Main Concourse behind Sections 112/113.

#### » **LICENSE PLATES**

License plates bearing the Curly W logo are available in D.C., Maryland, and Virginia. A portion of Maryland and Virginia license plate application fees benefit the foundation. Visit [nationals.com/licenseplates](http://nationals.com/licenseplates) to learn more.

#### » **GIVE ONLINE**

Nationals fans around the world can make donations to the foundation online at [nationals.com/dream](http://nationals.com/dream).

WASHINGTON NATIONALS  
YOUTH BASEBALL  
ACADEMY



WASHINGTON NATIONALS  
YOUTH BASEBALL ACADEMY

3675 ELY PLACE





## WASHINGTON NATIONALS YOUTH BASEBALL ACADEMY



### MISSION STATEMENT AND OVERVIEW

---

The Washington Nationals Youth Baseball Academy is a nonprofit organization that uses baseball and softball as vehicles to foster positive character development, academic achievement, and improved health among youth living in underserved communities in Washington, D.C.

Conceived as part of a public-private partnership between the District government and Major League Baseball in the deal that brought the Nationals to Washington, D.C., the Academy operates out of a state-of-the-art, nine-acre education and recreation campus constructed in the Ft. Dupont Park neighborhood in Ward 7. Since its inception in 2013, the Academy has created and implemented programs that make a holistic and lasting impact on the lives of children and families living east of the Anacostia River.

In 2018, 150 third through eighth grade Scholar-Athletes enrolled in the Academy's core enrichment program, more than 1600 families joined adult education and community engagement activities, and nearly 800 six-to-12-year olds participated in "YBA PLAY," an effort designed to expose young people to positive and life-changing experiences through baseball. Those programs and participant numbers will continue to grow each year. Scholar-Athletes at the core of the Academy's mission uniformly report that they are excited to come to Academy programs, trust their coaches and mentors, and show an increased belief that they will graduate from high school and go to college.

For more information visit [www.nationalsacademy.org](http://www.nationalsacademy.org), or to arrange a visit to the Academy, please contact Marissa Lewis at [marissa.lewis@nationals.com](mailto:marissa.lewis@nationals.com).

### A YEAR OF FIRSTS

---

In addition to the year-round activities at the Academy, 2018 marked a year of firsts. The Mamie Johnson Little League became the first Ward 7 team to win the D.C. little league championship in the tournament's 31-year history. All 12 team members were part of the Academy's "YBA Hustle" program, and eight were full-time Academy Scholar-Athletes. The Academy also graduated its first class of eighth grade Scholar-Athletes who had completed the program from its inception.

### PROGRAMMING

---

The Academy opened in March 2014 and features an 18,000 square foot "education clubhouse" complete with seven classrooms, a teaching kitchen, and multi-purpose training and education space. The grounds include three lighted, turf fields – two multi-purpose youth baseball/softball diamonds and a full 90-foot diamond.

The culture at the Academy is grounded in the positive values of sports – instilling in the scholar athletes a love of physical activity as well as the qualities of determination, resiliency, teamwork, and goal setting. The model relies on two cohorts of key personnel: a talented, committed staff of full- and part-time coaches and classroom coordinators who work with Academy youth each day, and community volunteers who serve as tutors, mentors, and coaches. The Academy and its partners train these committed individuals in positive coaching and education methodologies, allowing them to support Academy youth in developing the skills necessary to reach their full academic potential and lead long and healthy lives. In addition to core programming modules, through the activities listed below, the Academy offers innovative, impactful engagements that improve educational, health, and social-emotional outcomes for children, families, and the community as a whole.

» **CORE PROGRAM**

Scholar-Athletes who participate in Core Programming at the Academy are offered tutoring and academic support three days a week during the academic year. The program currently serves 150 third through eighth grade boys and girls. After-school programming provides direct academic intervention to Scholar-Athletes through strategic partnerships with a number of D.C. Public and Public Charter schools. In addition, volunteer tutors and mentors offer Scholar-Athletes one-on-one assistance with homework and skills development, as well as long-term assignments and projects.

Baseball/softball training is offered year-round to Scholar-Athletes. During the academic year, Scholar-Athletes participate in a mixture of practices, games and, innovative drills developed specifically for players that are new to the game. Scholar-Athletes are then able to test out their new abilities in games and scrimmages that happen multiple times per week.

During the summer months, the Academy program offers a full day experience to these same Scholar-Athletes, combining a rigorous academic curriculum (which infuses Common Core math, science, and literacy standards) with experiential, on-field learning. The summer program also provides additional exposure to holistic food and nutrition education, field trips, and more.

» **YBA PLAY**

This program provides high-quality, structured, consistent, and fun developmental opportunities for youth to learn the games of baseball and softball. With a focus on underserved D.C. neighborhoods, "YBA PLAY" immerses youth ages four to 12 in the "The Academy Way" – a culture focused on effort, continual learning, teamwork, and a love of baseball/softball – by exposing them to multiple, relentlessly positive opportunities to learn the game. The program also identifies, recruits, trains, and supports community-based coaches, delivers additional exposure to holistic food and nutrition education, offers field trips, and more.

» **COMMUNITY PROGRAMMING**

The Academy aims to enable all members of our community with the opportunity to strengthen life skills and overcome the pervasive challenges that hinder their potential to succeed. Through our food education programs, community partners provide cooking and nutrition courses – emphasizing the use of locally-grown food and teaching habits that combat disease, poor health, and obesity. Another partner offers courses in financial wellness. Participants in these courses receive eight weeks of hands-on practice in real-life scenarios for budgeting, developing savings plans, and generating creative approaches to attacking debt.

## 2019 EVENTS AND FUNDRAISING CALENDAR

» **ACADEMY GRADUATION – May 17**

The graduating eighth grade class of Academy Scholar-Athletes will be acknowledged at Nationals Park for their hard work and determination.

» **MUSHBALL CLASSIC FUNDRAISERS - Legal Industry (June 15) & Real Estate Industry (Sept. 21)**

These industry fundraising events at the Academy feature a fun and competitive tournament, family-friendly activities, food and drink, and professional networking while directly supporting the Academy's programs. Each tournament includes twenty firms and hundreds of spectators. More at [mushballdc.com](http://mushballdc.com).

» **TEAM SMILE EVENT – June 28**

Open to youth residents of D.C.'s Wards 7 and 8, Team Smile offers free dental screenings, x-rays, dental treatments, and preventative oral health care to all attendees.

» **YSP VISION EVENT – July 26**

Scholar Athletes at the Academy receive no-cost eye exams, prescription glasses, if needed, and Nike sunglasses to protect their eyes from UV rays. Nationals third baseman Anthony Rendon, Nationals Director of Visual Performance, Dr. Keith Smithson, and YSP Global Eyes of Hope help organize the event each year.

» **ACADEMY DAY at NATIONALS PARK – July 28**

Fans will learn about the Academy's work in Wards 7 and 8, meet our Scholar-Athletes, staff, and mentors, and have an opportunity to win prizes.



## WASHINGTON NATIONALS YOUTH BASEBALL ACADEMY

» **SCHERZER SHOWDOWN – Aug. 17**

Hosted by Max and Erica Scherzer, the Showdown has become D.C.'s premier fantasy football event. A live fantasy football draft offers participants the unique opportunity to interact with their favorite Washington Nationals players and other local sports celebrities. All proceeds directly benefit Academy programs.

» **ACADEMY YEARBOOK DAY/PLAYER VISIT – Date TBD**

Organized by Academy Board Member, Anthony Rendon, Nationals players visit the Academy to run drills with the Scholar-Athletes, help them in the classroom, and hand out and sign their yearbooks.

\*Dates subject to change.

For more information, or to arrange a visit to the Academy, please contact Marissa Lewis at [marissa.lewis@nationals.com](mailto:marissa.lewis@nationals.com)

More information is available at [nationalsacademy.org](http://nationalsacademy.org)





# FRONT OFFICE & OWNERSHIP



FRONT OFFICE



Dear Washington Nationals Fans,

Welcome to another season of Washington Nationals baseball! The team had a very productive offseason, as Mike Rizzo and the entire Baseball Operations Department worked hard to enhance the team. We are excited to be kicking off the 2019 season with so many powerful new additions.

We added rotation depth in the form of Patrick Corbin, the best free agent pitcher on the market, and veteran Aníbal Sánchez. In the bullpen, Trevor Rosenthal and Kyle Barraclough will provide stability to go along with closer Sean Doolittle. There was a lot of talent and experience on our pitching staff already, and these additions are bound to help us win a lot of games.

The additions of Yan Gomes and former National Kurt Suzuki will make us as good as we have ever been behind the plate. Their veteran leadership will improve our club both on the field and in the clubhouse.

Second baseman Brian Dozier brings a combination of power and defensive prowess that we are very excited to see game in and game out. He is an All-Star and a Gold Glove Award-winner, and since his debut in 2012, he has hit the most home runs among all Major League second basemen.

These additions join familiar faces like Ryan Zimmerman, Anthony Rendon, Max Scherzer, Stephen Strasburg, Howie Kendrick, Trea Turner, Juan Soto and Victor Robles—all of whom will surely continue to impress us with their skill and passion for the game.

We are proud to continue our pursuit of excellence, both on and off the field. Manager Dave Martinez has sharpened the team's focus on the fundamentals and is emphasizing teamwork. We have never wavered from our mission of fielding a competitive team while offering the best fan-friendly experience, a commitment that extends beyond the personnel on the field.

In the stands, we have new concessions offerings, exciting promotional giveaways, and an expanded playground for our younger baseball-lovers. In the community, we are enhancing the work of the Washington Nationals Dream Foundation to be in a better position to contribute to the philanthropic efforts of both our community partners and our players.

With our roster, our fans, and Nationals Park's location in the constantly evolving Capitol Riverfront neighborhood, 2019 is sure to be filled with good times and good memories.

As always, we thank you for being a part of the Nationals family, and we look forward to seeing you at Nationals Park.

Go Nats!

Theodore N. Lerner

Mark D. Lerner

Edward L. Cohen

Robert K. Tanenbaum

Annette M. Lerner

Judy L. Lerner

Debra Lerner Cohen

Marla Lerner Tanenbaum

WASHINGTON NATIONALS



**WASHINGTON NATIONALS FRONT OFFICE DIRECTORY**



**WASHINGTON NATIONALS BASEBALL CLUB**  
 Nationals Park  
 1500 South Capitol Street, S.E.  
 Washington, DC 20003  
**202.640.7000**  
 nationals.com | @nationals

**PRINCIPAL OWNERS**

Managing Principal Owner.....	Mark D. Lerner
Founding Principal Owner.....	Theodore N. Lerner
Principal Owner.....	Annette M. Lerner
Principal Owner.....	Marla Lerner Tanenbaum
Principal Owner.....	Debra Lerner Cohen
Principal Owner.....	Robert K. Tanenbaum
Principal Owner.....	Edward L. Cohen
Principal Owner.....	Judy Lenkin Lerner

**FOUNDING PARTNERS**

- Paxton K. Baker
- James T. Brown
- Alphonso Maldon, Jr.
- B. Doyle Mitchell
- Raul R. Romero
- Rodney E. Slater

**PARTNERS**

Fredrick D. Schaufeld; Clifford A. White; Anthony P. Nader; Jonathan Ginns; David Dupree; John W. "Squire" Galbreath; Arthur N. Fuccillo; Jacob K. Schwalb; Harris L. Schwalb; Alan H. Gottlieb; Lori A. Creasy; Margaret M. Mekenie; Fred S. Zeidman

**EXECUTIVE MANAGEMENT**

Chief Operating Officer, Lerner Sports.....	Alan Gottlieb
Senior Vice President.....	Elise Holman

**BASEBALL OPERATIONS**

President of Baseball Operations & General Manager.....	Mike Rizzo
Assistant General Manager & Vice President, Player Personnel.....	Doug Harris
Assistant General Manager & Vice President, Scouting Operations.....	Kris Kline
Vice President & Assistant General Manager, Finance.....	Ted Towne





## FRONT OFFICE

**Major League Operations**

Vice President, Clubhouse Operations & Team Travel .....	Rob McDonald
Senior Advisor to the General Manager .....	Phillip Rizzo
Senior Advisor to the General Manager .....	Jack McKeon
Special Assistant to GM, Major League Operations .....	Harolyn Cardozo
Assistant, Major League Administration .....	Jordan Missal
Director, Baseball Operations .....	Michael DeBartolo
Analyst, Baseball Operations .....	James Badas
Advance Scout .....	Jim Cuthbert
Manager, Advance Scouting .....	Jonathan Tosches
Coordinator, Advance Scouting .....	Greg Ferguson
Clubhouse & Equipment Manager .....	Mike Wallace
Clubhouse Manager - Visiting Clubhouse .....	Matt Rosenthal
Equipment Manager .....	Dan Wallin
Coordinator, Baseball Operations .....	John Wulf
Baseball Operations Video Coordinator .....	James Goodwin
Clubhouse Assistant .....	Mike Gordon
Clubhouse Assistant .....	Andrew Melnick
Clubhouse Assistant .....	Gregory Melnick
Assistant, Clubhouse & Team Travel .....	Ryan Wiebe

**Baseball Research and Development**

Director, Baseball Research & Development .....	Samuel Mondry-Cohen
Senior Analyst, Baseball Research & Development .....	Lee Mendelowitz
Analyst, Baseball Research & Development .....	Max Ehrman
Analyst, Baseball Research & Development .....	David Higgins
Analyst, Baseball Research & Development .....	Scott Van Lenten
Developer, Baseball Research & Development .....	Isaac Gerhart-Hines
Developer, Baseball Research & Development .....	Jay Liu
Developer, Baseball Research & Development .....	Ted López

**Medical Services**

Executive Director, Medical Services .....	Harvey Sharman
Lead Team Physician .....	Dr. Robin West
Chairman, Medical Services Advisory Board .....	Dr. Keith Pyne
Director, Mental Conditioning .....	Mark Campbell
Director, Athletic Training .....	Paul Lessard
Head Athletic Trainer .....	Dale Gilbert
Athletic Trainer .....	Greg Barajas
Team Physician and Internist .....	Dr. Dennis Cullen
Team Physician, Minor League and Florida Operations .....	Dr. Bruce Thomas
Strength & Conditioning Coach .....	Matt Eiden
Assistant Major League Strength Coach .....	Brett Henry
Corrective Exercise Specialist .....	Patrick Panico
Team Chiropractor .....	Dr. Hiram Bagy
Director of Visual Performance .....	Dr. Keith Smithson, O.D.
Team Dentist .....	Dr. Hugo Bonilla, DDS MS
EAP Coordinator .....	Frank Jans

**Scouting**

Vice President, International Operations.....	Johnny DiPuglia
Director, Player Procurement.....	Kasey McKeon
Director, Scouting Operations.....	Eddie Longosz
Special Assistant to the General Manager.....	Steve Arneri
Special Assistant to the General Manager.....	Chuck Cottier
Special Assistant to the General Manager.....	Mike Cabbage
Special Assistant to the General Manager.....	Michael Daughtry
Special Assistant to the General Manager.....	Dan Jennings
Special Assistant to the General Manager.....	Ron Rizzi
Special Assistant to the General Manager.....	Jay Robertson
Special Assistant to the General Manager.....	Bob Schaefer
Special Assistant to the General Manager.....	Peter Vuckovich
Special Assistant to the General Manager.....	De Jon Watson
Special Assistant to the General Manager.....	Terry Wetzel
Assistant Director of Amateur Scouting.....	Mark Baca
National Crosschecker, East, Special Assistant to the General Manager.....	Jeff Zona
National Crosschecker, West.....	Fred Costello
National Crosschecker, Central.....	Jimmy Gonzales
Assistant, International Scouting.....	Taisuke Sato
Independent League Coordinator/Area Supervisor.....	Eric Robinson

**Player Development**

Vice President, Senior Advisor to the General Manager.....	Bob Boone
Director, Player Development.....	Mark Scialabba
Director, Minor League Operations.....	Ryan Thomas
Senior Advisor, Player Development.....	Spin Williams
Roving Coordinator.....	Billy Gardner
Field Coordinator.....	Tommy Shields
Field Coordinator.....	Jeff Garber
Hitting Coordinator.....	Troy Gingrich
Pitching Coordinator.....	Paul Menhart
Outfield/Baserunning Coordinator.....	Gary Thurman
Catching Coordinator.....	Michael Barrett
Rehab Pitching Coordinator.....	Mark Grater
Medical & Rehab Coordinator.....	Jonathan Kotredes
Strength & Conditioning Coordinator.....	Tony Rogowski
Minor League Clubhouse & Equipment Coordinator.....	Calvin Minasian
Assistant, Clubhouse.....	Carlos Felix
Assistant, Clubhouse.....	Scott Paquin
Manager, Minor League Operations.....	JJ Estevez
Manager, Minor League Operations.....	Dianne Wiebe
Academy Administrator & Scout, Puerto Rico.....	Alex Rodriguez

**BALLPARK OPERATIONS**

Senior Vice President, Ballpark Operations.....	Frank Gambino
Vice President, Ballpark Operations.....	Jonathan Stahl
Coordinator, Ballpark Operations.....	Kathryn Phillips

**Groundskeeping**

Director, Field Operations.....	John Turnour
Field Manager.....	Matt Coates
Assistant Field Manager.....	Ryan Anderson
Assistant Field Manager.....	Cameron Basila

**Guest Experience**

Director, Guest Experience.....	Maurice Ruffin
Senior Manager, Guest Experience.....	Kara Adams
Coordinator, Guest Experience.....	Martha Jaimes

NATIONALS PARK  
 COMMUNITY RELATIONS  
 DREAM FOUNDATION  
 YOUTH BASEBALL ACADEMY  
 FRONT OFFICE | OWNERSHIP  
 MANAGER | COACHING STAFF  
 PLAYERS  
 2018 IN REVIEW  
 HISTORY AND RECORDS  
 SCOUTING | RESEARCH | PLAYER DEV.  
 MEDIA



## FRONT OFFICE

## Event Operations

Senior Director, Event Operations .....	Lisa Marie Czop
Senior Manager, Events .....	Alexa McCarthy
Manager, Events .....	Kevin Kelley
Assistant Manager, Events .....	Michaela Larabee
Manager, Venue Services .....	Ryan LoScalzo
Manager, Ballpark Operations .....	Matthew O'Rourke
Lead, Logistics .....	Taylor Darnaby
Lead, Logistics .....	Brice Goff
Logistics Specialist .....	Malcolm Ayers
Logistics Specialist .....	Angela Stiles

## Security

Vice President, Public Safety & Security .....	Scott Fear
Manager, Security .....	Susan Humphrey
Law Enforcement Supervisor .....	Tajanna West
Coordinator, Security .....	Wesley-Xavier Smith
Coordinator, Loading Dock .....	Darryl Melton
Supervisor, Special Police .....	Alan Brown
Supervisor, Special Police .....	Wanda Johnson
Supervisor, Special Police .....	Quentin McNeil
Supervisor, Special Police .....	Geornetta Smith
Officer, Special Police .....	Christopher Coles
Officer, Special Police .....	Brittany Copelin
Officer, Special Police .....	Marcus Farrell
Officer, Special Police .....	Vincent Fields
Officer, Special Police .....	Damon Harari
Officer, Special Police .....	Angela Harris
Officer, Special Police .....	Shanelle Holland
Officer, Special Police .....	Tom Nguyen
Officer, Special Police .....	Anthony Overton
Officer, Special Police .....	Christian Pinkney
Officer, Special Police .....	Stewart Porter
Officer, Special Police .....	Jermaine Saunders
Officer, Special Police .....	Nicholas Schiltz
Officer, Special Police .....	Diana Scott
Officer, Special Police .....	Shante Stanard
Officer, Special Police .....	John Thomson

## Facility Management

Director, Facilities .....	Vassie Hollamon
Manager, Building Systems .....	John Kimble
Facilities Operations Manager, Ballpark Operations .....	Jeff McClelland
Electrician .....	Georon Baker
Electrician .....	Odis Bradford
Electrician .....	James Moreland
Electrician .....	William Sims
HVAC, Team Lead .....	Barry Allen
HVAC Technician .....	Robert Henriquez
HVAC Technician .....	John Smith
HVAC Technician .....	Jose Trejo
Plumber .....	William Britt
Plumber .....	Robert Gouldman
Carpenter, Team Lead .....	Edward Starr
Carpenter .....	Matt Horton
Junior Carpenter .....	Charles Hritz
Painter, Team Lead .....	Gary Baggott
Painter .....	Joseph Baggott, Sr.
Painter .....	Zosimo Palomino
Maintenance Mechanic .....	Edson Santos
Coordinator, Facilities .....	Samantha Kaufman



**COMMUNICATIONS**

Vice President, Communications .....	Jennifer Giglio
Senior Executive Director, Communications .....	Elizabeth Alexander
Director, Communications .....	Kyle Brostowitz
Manager, Communications .....	Melissa Strozza
Manager, Communications .....	Christopher Browne
Coordinator, Communications .....	Alec Scery

**COMMUNITY RELATIONS**

Senior Vice President, Community Engagement .....	Gregory McCarthy
Executive Director, Player & Community Relations .....	Shawn Bertani
Director, Community Relations .....	Collin Lever
Director, Community Relations .....	Nicole Murray
Manager, Community Relations .....	Lucas Fichter

**FINANCE & HUMAN RESOURCES**

Chief Financial Officer .....	Lori Creasy
-------------------------------	-------------

**FINANCE**

Vice President & Assistant General Manager, Finance .....	Ted Towne
Senior Director, Financial Reporting .....	Ross Hollander
Coordinator, Accounting .....	Teddy Dwork
Director, Accounting .....	Michael Page
Manager, Accounting .....	Rachel Proctor
Manager, Financial Reporting .....	Michael Sullivan
Senior Accountant, Foundation .....	Megan Gonyea

Financial Accounting Analyst .....	Erin Barry
Supervisor, Payroll .....	Ashley Marshall
Coordinator, Payroll .....	Nico Zito
Director, Purchasing .....	Jorge Fajardo
Buyer .....	Rebecca Valdellon
Manager, Accounts Payable .....	Kimberly Morris
Senior Accounts Payable Specialist .....	Tasha Millhouse
Coordinator, Accounts Payable .....	Alexis Smith
Coordinator, Accounts Payable .....	Ashley Smith
Staff Accountant .....	Ryan Arbesfeld
Staff Accountant .....	Jennifer Picardo

**HUMAN RESOURCES**

Vice President, Human Resources .....	Alexa Herndon
Senior Director, Human Resources .....	Kelvin Scott
Director, Benefits .....	Stephanie Giroux
Manager, HRIS .....	Meredith Durbin
Manager, Recruiting .....	Tara Haney
Coordinator, Human Resources .....	Maureen Flaherty



## FRONT OFFICE

**INFORMATION TECHNOLOGY**

Chief Technology Officer.....	Jason Zachariah
Manager, Network Operations.....	Nathan Acuesta
IT Operations Site Manager.....	Ed DiMaio
Cyber Security Analyst.....	Krystalyn Ellerbe
Systems Administrator.....	Jonathan Gilbert
Systems Administrator.....	Shaun Hill
Network Engineer.....	Jerry Duhu
Network Engineer.....	Ezugo Offodile
Manager, Help Desk.....	Mauricio Mendez
Technical Analyst.....	Devin Askins
Technical Analyst.....	Ashley Ayres
Technical Analyst.....	LaKisha Brown
Technical Analyst.....	Leonardo Nicolalde
Technical Analyst.....	Imran Khan
Coordinator, IT.....	Jeffrey Emmanuel

**LEGAL**

Senior Vice President & General Counsel, Baseball & Business Operations.....	Damon Jones
Deputy General Counsel.....	Betsy Philpott

**OFFICE SERVICES**

Senior Vice President.....	Elise Holman
Manager, Administration and VIP Services.....	Liz Bogie
Coordinator, VIP Services.....	Nicole Wanta
Coordinator, Office Services.....	Warren Johnson
Coordinator, Mailroom.....	Marc Barnes
Receptionist.....	Tanya Johnson

**REVENUE & MARKETING**

Coordinator, Revenue & Marketing.....	Kira Stoutamire
---------------------------------------	-----------------

**BRAND MARKETING**

Senior Director, Content Creation.....	Wendy Bailey
Senior Director, Marketing & Advertising.....	Chauncey McCall
Creative Director.....	Kerin Kolonoskie
Senior Designer.....	Christopher Baker
Senior Designer.....	Erin Pedati
Designer.....	Dan Frazier
Senior Manager, Advertising.....	Sala Shanley
Senior Manager, New Media.....	Mike Bertha
Manager, New Media.....	Dan Armelli
Manager, Digital Marketing.....	Graham Wheeler

**BROADCASTING & GAME PRESENTATION**

Senior Vice President, Broadcasting & Game Presentation.....	Jacqueline Coleman
Director, Promotions & Events.....	Lindsey Norris
Coordinator, Promotions & Events.....	Kelly Trimble
Vice President, Production & Broadcasting.....	Dave Lundin
Director, Game Production.....	Michael Masino
Director, Video & Broadcast Engineering.....	Benjamin Smith
Manager, Video Production.....	Emilee Harris
Videographer & Editor.....	Nathan Baker-Lutz
Videographer & Editor.....	Mike Windley
Animator.....	Ed Dominique
Motion Graphic Designer & Editor.....	Jason Carlos
Digital Signage Designer & Traffic Manager.....	Nicki Goldstein
Director, Entertainment.....	Thomas Davis
Coordinator, Entertainment.....	Sean Adams

**CONSUMER REVENUE**

Senior Vice President, Consumer Revenue .....Mike Shane

**Business Strategy & Analytics**

Vice President, Business Strategy .....Mike Carney  
 Director, Ticket Strategy & Marketing Analytics .....Karl Micka-Foos  
 Director, Revenue Strategy & Analytics .....John Choi  
 Senior Manager, Revenue Strategy .....Caroline von Schrader  
 Manager, Marketing Strategy & Analytics .....Morgan Donnelly  
 Manager, Ticket Strategy & Analytics .....Kevin Zmozynski

**Retail**

Director, Retail .....Shannon Wilson  
 General Manager, Retail .....Steve Hamling  
 Assistant Manager, Retail .....Keith Butler  
 Assistant Manager, Retail .....Courtney Epps  
 Buyer, Retail .....Leah Kelley  
 Assistant Buyer, Retail .....Allison Hamrock  
 Program Manager, Authentics .....Kelly Yanchulis  
 Authentics Associate .....Abigail Ulewicz  
 Coordinator, Warehouse .....Kaelynn Schmall

**Ballpark Enterprises**

Executive Director, Ballpark Enterprises .....Emily Dunham  
 Senior Manager, Event Sales .....Kathryn Fincher  
 Event Sales Manager .....Kristin Blaser  
 Assistant Manager, Ballpark Enterprises .....Heather Lamb

**Ticket Sales**

Vice President, Ticket Sales & Service .....Ryan Bringer  
 Senior Director, Ticket Sales .....Joseph Dellwo  
 Manager, Business Development .....Kevin Nawrocki  
 Senior Account Executive, Membership Sales .....Bryan Miller  
 Senior Account Executive, Membership Sales .....Adam Dantus  
 Account Executive, Membership Sales .....Riley Angeli  
 Account Executive, Membership Sales .....Caleb Bohan  
 Account Executive, Membership Sales .....Richard Lemieux  
 Account Executive, Membership Sales .....Rachel McCarrither  
 Account Executive, Membership Sales .....Owen Sloan  
 Account Executive, Membership Sales .....William Vizcarra  
 Coordinator, Ticket Sales & Service .....Maggie Barbush

**Group Sales**

Senior Manager, Group Sales .....Tom Breslin  
 Senior Account Executive, Group Sales .....Katherine Mitchell  
 Senior Account Executive, Group Sales .....John Manzoian  
 Account Executive, Group Sales .....Jessica Kaufman  
 Account Executive, Group Sales .....Jennifer McCarty  
 Account Executive, Group Sales .....Kiersten McGreer  
 Account Executive, Group Sales .....Chris Murphy

**Premium Sales & Service**

Account Manager, Premium Sales .....Jason Cohen  
 Account Executive, Premium Client Services .....Avery Harries





## FRONT OFFICE

### Ticket Services

Director, Client Retention .....	Michelle Price
Manager, Client Retention .....	Casey Capello
Manager, VIP Services .....	Maribel Castro
Account Executive, Premium Services .....	Stephen Minichiello
Account Executive, Membership Services .....	Kofi Acquah
Account Executive, Membership Services .....	Jared Blue
Account Executive, Membership Services .....	Ryan Busansky
Account Executive, Membership Services .....	Logan Quackenbush
Account Executive, Membership Services .....	Tara Rosenberg
Account Executive, Membership Services .....	Chris Schwarz
Account Executive, Membership Services .....	Adam Shor
Account Executive, Membership Services .....	Jacob Smiley
Account Executive, Membership Services .....	Hayley Whitcher

### Inside Sales

Representative, Inside Sales .....	Marika Akkerman
Representative, Inside Sales .....	Jack Doherty
Representative, Inside Sales .....	Harry Falber
Representative, Inside Sales .....	Allison Foden
Representative, Inside Sales .....	Andrew Graf
Representative, Inside Sales .....	Daniel Grimwood
Representative, Inside Sales .....	Landen Hattaway
Representative, Inside Sales .....	Austin Heinbaugh
Representative, Inside Sales .....	Ann Bradley Lewis
Representative, Inside Sales .....	Esteban Martinez
Representative, Inside Sales .....	John Michos
Representative, Inside Sales .....	Michael Pugh
Representative, Inside Sales .....	Tyreeka Pumphrey
Representative, Inside Sales .....	Michael Rampone
Representative, Inside Sales .....	Alex Sutor
Representative, Inside Sales .....	Jemicia Williams

### Inside Service

Manager, Ticket Services .....	Zaid Abdullah
Representative, Inside Service .....	Ciara Andrews
Representative, Inside Service .....	Shelby Franz
Representative, Inside Service .....	Kacie Haines
Representative, Inside Service .....	Max Kraybill
Representative, Inside Service .....	James Mason
Representative, Inside Service .....	Rebecca Turbeville

### Ticket Operations

Vice President, Ticket Operations & Sales Optimization .....	Andrew Bragman
Director, Ticket Operations .....	Tyler Hubbard
Senior Manager, Sales Analytics & Optimization .....	Luke Holman
Manager, Box Office .....	Eric Shields
Assistant Ticket Manager .....	Anthony Burchette
Assistant Ticket Manager .....	Valerie Imperial
Assistant Ticket Manager .....	Lori Murphy
Assistant Ticket Manager .....	Hannah O'Neil
Assistant Ticket Manager .....	Emily Opalach



**CORPORATE PARTNERSHIPS**

Senior Vice President, Business Development.....	Jake Burns
Director, Corporate Partnerships.....	Matt Lemire
Manager, Corporate Partnerships.....	Zach Galkin
Manager, Corporate Partnerships.....	Ara Sarajian
Senior Director, Sponsorship Activation.....	Kevin Hill
Senior Manager, Sponsorship Activation.....	Sarah Keep Perucci
Senior Manager, Sponsorship Activation.....	Christina Friedberg
Senior Manager, Sponsorship Activation.....	Stephen Morgan
Manager, Sponsorship Activation.....	Joe DaSilva
Account Manager, Premium Sales.....	Adam Froemming
Account Manager, Premium Sales.....	Matt Hayes

**WASHINGTON NATIONALS DREAM FOUNDATION**

Chair.....	Marla Lerner Tanenbaum
Secretary and Treasurer.....	Debra Lerner Cohen
Chief Executive Officer.....	Tal Alter
Chief Operating Officer.....	John Bramlette
Coordinator, Foundation.....	Shannon Donohoe
Executive Director, Collective Impact.....	Tamara Wilds Lawson
Coordinator, Fundraising.....	Brenna Saucier

**WASHINGTON NATIONALS YOUTH BASEBALL ACADEMY**

Deputy Director, Programs.....	Jennifer Cartland
Senior Director, Development.....	Preston Shytle
Senior Director, Operations.....	Katina Lee
Senior Director, Strategic Marketing.....	Kate Greenberg
Director, Softball & Baseball Programs.....	Nick Sussman
Senior Manager, Family & Community Engagement Programs.....	Bryant Curry
Senior Manager, Education Programs.....	Zachary Jamison
Program Associate.....	Rose Broberg
Manager, Baseball & Softball Programs.....	Charles Sperduto
Manager, Academic Partnerships & Program Coordination.....	DeVante Caldwell
Manager, Health and Nutrition Programs.....	Maya Walker
Manager, Facilities.....	Corey Johnson
Coordinator, Operations, Youth Baseball Academy.....	Kyle Hudson
Program Manager, Reporting & Evaluation.....	Andrew Ferlo
Associate, Events & Marketing.....	Marissa Lewis
Lead Classroom Coordinator.....	Kerrick Craig
Lead Baseball/Softball Coordinator.....	Gabriela Elvina
Lead Baseball/Softball Coordinator.....	Peter Harbolick
Lead Baseball/Softball Coordinator.....	Chris Henderson
Security Coordinator.....	Michael Hatcher
Officer, Special Police.....	DeCarlos Bennett

NATIONALS PARK  
 COMMUNITY RELATIONS  
 DREAM FOUNDATION  
 YOUTH BASEBALL ACADEMY  
 FRONT OFFICE | OWNERSHIP  
 MANAGER | COACHING STAFF  
 PLAYERS  
 2018 IN REVIEW  
 HISTORY AND RECORDS  
 SCOUTING | RESEARCH | PLAYER DEV.  
 MEDIA





MEDIA

SCOUTING |  
RESEARCH |  
PLAYER DEV.

HISTORY AND  
RECORDS

2018  
IN REVIEW

PLAYERS

MANAGER |  
COACHING STAFF

FRONT OFFICE |  
OWNERSHIP

YOUTH BASEBALL  
ACADEMY

DREAM  
FOUNDATION

COMMUNITY  
RELATIONS

NATIONALS  
PARK

NOTES



# THE LERNER FAMILY

## PRINCIPAL OWNERS

Theodore N. Lerner

Annette M. Lerner

Mark D. Lerner


Judy Lenkin Lerner

Edward L. Cohen

Debra Lerner Cohen

Robert K. Tanenbaum

Marla Lerner Tanenbaum



# THEODORE N. LERNER

## FOUNDING PRINCIPAL OWNER

For a lifelong baseball fan who paid 25 cents to sit in the bleachers at Griffith Stadium to watch the Senators, and worked as an usher in the ballpark as a teenager, owning the Washington Nationals is the realization of a lifetime dream.

Since becoming the Managing Principal Owner of the Nationals on May 3, 2006, Ted Lerner and his family have worked non-stop to build the Nationals into a world-class baseball team in their hometown.

Knowing how important baseball is to the Nation's Capital, Ted Lerner and the Lerner family are dedicated to making the team a winner and Nationals Park a success for the fans.

Born and raised in Washington, D.C., Ted Lerner founded Lerner Enterprises in 1952, and it is the largest private real estate development company in the metropolitan Washington, D.C. area. Lerner Enterprises is based in Rockville, Md., and was voted Family Business of the Year by the Kogod School of Business at The American University in 1999, and in 2008 was named Visionaries of the Year and Most Influential Commercial Real Estate Company in the Washington area by Bisnow Real Estate. In February 2015, Transwestern awarded Lerner Enterprises the 2015 Private Company TrendSetter of the Year award for their dedication to growth and innovation in the Washington D.C., Maryland and Virginia region. He is a graduate of The George Washington University and has a law degree from The George Washington University National Law Center.

Mr. Lerner has served on the Board of Trustees and Executive Committee of The George Washington University. Two buildings have been donated to the University - the Annette and Theodore Lerner Family Health and Wellness Center and the Theodore N. Lerner Hall at the GWU National Law Center. Their private foundation, The Annette M. and Theodore N. Lerner Family Foundation, provides support to many local and international organizations, including the Hebrew University of Jerusalem, the Weizmann Institute of Science, Junior Achievement of the Greater Washington Area, Georgetown Day School, Charles E. Smith Jewish Day School, The Jewish Federation of Greater Washington, B'nai Brith Youth Organization (BBYO), Washington Hospital Center Foundation, the Anti-Defamation League, the Jewish Community Centers of Greater Washington and District of Columbia, Imagination Stage of Bethesda, Food and Friends, YouthAids, The John F. Kennedy Center for the Performing Arts, and many more. Adding to this history of community involvement in the Washington area, the Lerner family is pleased to be able to expand their active participation in the region through the Washington Nationals Dream Foundation.

Mr. Lerner is a founding member of the United States Holocaust Memorial Museum. In 1990, the American Academy of Achievement awarded him the Golden Plate Award of Excellence. He was elected to the Washington Business Hall of Fame by Junior Achievement in 2003, in 2007 was honored as the charter inductee in The George Washington University School of Business Sports Executives Hall of Fame and the Jewish Community Center of Greater Washington Sports Hall of Fame, in 2014 he was inducted into the Washington D.C. Sports Hall of Fame and received the Thomas G. Corcoran Award by the University Club of D.C., and in 2015 he was awarded the Urban Land Institute Lifetime Achievement Award.

In November 2018, The Lerner - Cohen -Tanenbaum family received the Irene and Abe Pollin Humanitarian Award from the Bender Jewish Community Center of Greater Washington.



# ANNETTE M. LERNER

PRINCIPAL OWNER

Annette Morris Lerner was born in Washington, D.C., and grew up in the Silver Spring, Md., area and the eastern shore of Maryland. She has participated in many community projects and supported numerous philanthropic organizations. Mrs. Lerner is both an artist and a collector of fine arts, and is presently on the board of the Palm Springs Art Museum, where she and her husband have a winter home.

- NATIONALS PARK
- COMMUNITY RELATIONS
- DREAM FOUNDATION
- YOUTH BASEBALL ACADEMY
- FRONT OFFICE | OWNERSHIP
- MANAGER | COACHING STAFF
- PLAYERS
- 2018 IN REVIEW
- HISTORY AND RECORDS
- SCOUTING | RESEARCH | PLAYER DEV.
- MEDIA







## MARK D. LERNER

MANAGING PRINCIPAL OWNER

Mark D. Lerner is a native Washingtonian and Managing Principal Owner and Vice Chairman of the Washington Nationals Baseball Club. He is also a Principal of Lerner Enterprises, the largest private real estate developers in the Washington, D.C. area. The company was founded in 1952 by Mark's father, Theodore N. Lerner, and is involved in all phases of real estate including planning, development, construction, leasing, asset and property management. The Lerner organization has developed millions of square feet of office buildings, retail centers, hotels and residential communities in the Washington, D.C., Maryland and Virginia area. The principals of the company include Mark's father Ted, and his brothers-in-law, Edward L. Cohen and Robert K. Tanenbaum. He received his BBA from The George Washington University in 1975.

An enthusiastic sports fan since childhood, Mark also represents the Lerner, Cohen and Tanenbaum families as a partner in Monumental Sports & Entertainment – the sports investment group that owns the NHL Stanley Cup Champion Washington Capitals, NBA Washington Wizards, WNBA Washington Mystics, AFL Champion Washington Valor and Baltimore Brigade, and the Capital One Arena. Mark holds numerous volunteer positions within the community. He is currently on the Council of Advisors of the Bender Jewish Community Center of Greater Washington, a member of the Board of Directors of Hillel at The George Washington University, a member of the Advisory Board of Israel Bonds, a member of the New York University I DC Center Steering Committee, a member of the board of the Washington D.C. Sports Hall of Fame, vice president of The Annette M. and Theodore N. Lerner Family Foundation, a board member of the Washington Nationals Youth Baseball Academy, and an officer of the Washington Nationals Dream Foundation. In 2007, he received the prestigious Chadash Yameinu Award from the Charles E. Smith Jewish Day School in Rockville, Maryland, where he previously served as a member of the Board of Directors and as chair of the Building & Grounds Committee. He was also co-chair of the 2004 JCC Maccabi Games of Greater Washington. In 2015, he was awarded Trendsetter of the Year in commercial real estate by Transwestern and Delta Associates. Mark also sits on Major League Baseball's Competition Committee.

Adding to this history of community involvement in the Washington area, the Lerner family is pleased to expand their participation in the region through the Washington Nationals Dream Foundation. This includes major projects such as the state-of-the-art Washington Nationals Youth Baseball Academy in Ward 7 and the Washington Nationals Diabetes Care Complex at Children's National Medical Center. In addition, the Lerner and Nationals charitable foundations helped to create the Washington Nationals Miracle Field in Germantown, Md., to encourage disabled children to play baseball. The team also hosts player trips to visit active military and veterans at Walter Reed National Military Medical Center, and hosts and honors returning veterans at each of their home games.

Mark resides in Washington with his wife of 40 years, Judy Lenkin Lerner. They have three children and two grandchildren.



# JUDY LENKIN LERNER

PRINCIPAL OWNER

Judy Lenkin Lerner is a native Washingtonian. She works for many community and educational volunteer programs in the Washington area.

She is also a member of the advisory board of Columbia Lighthouse for the Blind, and President of the Judy and Mark Lerner Family Foundation which supports many local organizations.

- NATIONALS PARK
- COMMUNITY RELATIONS
- DREAM FOUNDATION
- YOUTH BASEBALL ACADEMY
- FRONT OFFICE | OWNERSHIP
- MANAGER | COACHING STAFF
- PLAYERS
- 2018 IN REVIEW
- HISTORY AND RECORDS
- SCOUTING | RESEARCH | PLAYER DEV.
- MEDIA





## EDWARD L. COHEN

### PRINCIPAL OWNER

Ed Cohen is Vice Chairman and a Principal Owner of the Washington Nationals Baseball Club. He graduated from the University of Pennsylvania and Georgetown University Law Center.

Ed is a Principal of Lerner Enterprises and Executive Vice President, Secretary and Treasurer of Lerner Corporation.

Ed serves on the following Boards: The Congressional Award; The Ellington Fund; Georgetown University Law Center Board of Visitors; and Junior Achievement of the National Capital Area.





# DEBRA LERNER COHEN

PRINCIPAL OWNER

Debra Lerner Cohen is a Principal of Lerner Enterprises and an Officer of The Annette M. and Theodore N. Lerner Family Foundation, supporting numerous charitable causes in and around Washington, D.C. She is an Officer of the Washington Nationals Dream Foundation, serving the youth of the city by focusing on their education, health and recreation. She was born and raised in the Washington, D.C. area, and earned her BA from The American University.

Ms. Cohen served as a Presidential appointment to the council of the United States Holocaust Memorial Museum and as chairman for its Committee on Collections and Acquisitions. Additionally, she is a former chairman of the board of the American Committee for the Weizmann Institute of Science in Washington. In 2007, Ms. Cohen was the recipient of the Washington D.C. Jewish Community Center President's Award following long service on its board. She is a former member of the board of Imagination Stage, a theater arts center serving the area's youth and was also the co-chair of the Capital Campaign for Georgetown Day High School.

- NATIONALS PARK
- COMMUNITY RELATIONS
- DREAM FOUNDATION
- YOUTH BASEBALL ACADEMY
- FRONT OFFICE | OWNERSHIP
- MANAGER | COACHING STAFF
- PLAYERS
- 2018 IN REVIEW
- HISTORY AND RECORDS
- SCOUTING | RESEARCH | PLAYER DEV.
- MEDIA





# ROBERT K. TANENBAUM

PRINCIPAL OWNER

Robert Tanenbaum is a Principal in Lerner Enterprises, the largest privately held real estate development and management company in the Washington, D.C. area. He also is a Principal Owner and Vice Chairman of the Washington Nationals Major League Baseball Club.

Born in Rochester, NY, Mr. Tanenbaum is a summa cum laude graduate of Union College, where he was elected to Phi Beta Kappa. He moved to Washington in 1979 to attend law school at The George Washington University and earned a J.D. in 1982. He is a member of the Federal City Council and is a Trustee of the George Washington University. Additionally, Bob is a member of the Vassar College Investments Committee and MLB's Legislative Affairs Committee. He and his wife are also involved in a variety of other educational, political and community activities.



# MARLA LERNER TANENBAUM

PRINCIPAL OWNER

Marla Lerner Tanenbaum serves as Chairperson of the Washington Nationals Dream Foundation, Co-Chair of the Washington Nationals Youth Baseball Academy Board and as president of her family's philanthropic foundation, The Annette M. and Theodore N. Lerner Family Foundation, which has distributed millions of dollars in the capital region.

Since 2007, the Dream Foundation has harnessed the power of baseball to deliver tangible opportunities for youth throughout the greater D.C. metro area. In 2014, the organization proudly opened the doors to the gleaming Washington Nationals Youth Baseball Academy, exponentially increasing those opportunities through the direct implementation of holistic programming. With a focus on children living in D.C.'s Wards 7 and 8, the nine-acre facility has three baseball/softball fields and a 16,000 square-foot clubhouse facility, including seven classrooms and a teaching kitchen for out-of-school-time enrichment and academic support. The foundation has also funded the construction of the Washington Nationals Diabetes Care Complex at Children's National Medical Center, which opened in 2013.

The foundation has long recognized the important role of local nonprofit organizations in the lives of children and teens. Each year, the organization makes tens of thousands of dollars in grants to local non-profits – a capacity that was expanded in 2016 through the Delta Dream Grants, sponsored by Delta Air Lines, which awards annual grants to local nonprofits that directly serve children and teens in the areas of academics, the arts, nutrition and sports.

Marla, who sits on Major League Baseball's Diversity Committee, is also a past chair of the board for the Koby Mandell Foundation, which sponsors healing programs and camps for children who have lost family to acts of terror in Israel; past chair of the Anti-Defamation League's Washington, D.C. region; and a member of the National Board of the Hebrew University of Jerusalem. She is presently serving on the Anti-Defamation League's Sports Leadership Council.

Marla received her Bachelor of Arts from Newcomb College of Tulane University, her Juris Doctorate with honors from George Washington University, and attended the Hebrew University of Jerusalem.

- NATIONALS PARK
- COMMUNITY RELATIONS
- DREAM FOUNDATION
- YOUTH BASEBALL ACADEMY
- FRONT OFFICE | OWNERSHIP
- MANAGER | COACHING STAFF
- PLAYERS
- 2018 IN REVIEW
- HISTORY AND RECORDS
- SCOUTING | RESEARCH | PLAYER DEV.
- MEDIA



## FOUNDING PARTNERS

Paxton K. Baker

James T. Brown

Alphonso Maldon, Jr.

B. Doyle Mitchell

Raul R. Romero

Rodney E. Slater





EXECUTIVES





# ALAN H. GOTTLIEB

CHIEF OPERATING OFFICER, LERNER SPORTS

Alan Gottlieb is the longtime Chief Operating Officer of Lerner Enterprises and its affiliated entities. He is responsible for the day-to-day operation of its businesses, which include real estate and sports.

Mr. Gottlieb oversees an operating real estate portfolio consisting of over 20 million square feet and is comprised of high- and low-rise office buildings, large regional malls, retail centers, rental residential communities, hotels and other income producing assets. He also oversees new homebuilding, as well as the Washington Nationals Baseball Club.

A life-long resident of the Baltimore/Washington region, he has served with a variety of community organizations, including as a board member for the Capital Children's Museum.





## MIKE RIZZO

**PRESIDENT OF BASEBALL OPERATIONS &  
GENERAL MANAGER**

Mike Rizzo was the first and most significant hire made by the Lerner family after assuming control of the Nationals franchise in July of 2006. Brought on first as Assistant General Manager, Rizzo's arrival in The District signaled a renewed emphasis on amateur talent and building a successful organization from the bottom up.

Rizzo was promoted to President of Baseball Operations and General Manager on Aug. 1, 2013, continuing his swift ascension within the organization and reflecting his strong working relationship with the Lerner Family.

On April 5, 2018, Rizzo agreed to a two-year contract extension through the 2020 season. He enters the 2019 season as the fifth-longest tenured General Manager in Major League Baseball.

Rizzo had served the organization as Executive Vice President of Baseball Operations and General Manager for the previous two-plus years (since Oct. 19, 2010). Rizzo, who is also a member of the Board of Directors at the Nationals' Youth Baseball Academy, was appointed Senior Vice President and General Manager on Aug. 20, 2009, and has acted as the team's General Manager since earlier that year.

Under Rizzo's leadership, the Nationals have transformed into one of Major League Baseball's perennially elite clubs, earning four National League East titles in the last seven seasons. Since the 2012 season, the Nationals' .572 winning percentage and 637-497 record are second only to that of the Los Angeles Dodgers (551-484, .574). The Nationals posted their seventh consecutive winning season in 2018. Only the New York Yankees (26 seasons), St. Louis Cardinals (11 seasons) and the Los Angeles Dodgers (8 seasons) have longer active consecutive winning streaks in Major League Baseball.

With a 5-4 win on June 13 at New York (AL), Rizzo recorded his 800th win since taking over the club during 2009 Spring Training. Since the start of the 2009 season, the Nationals are 845-774 (.522), the eighth-best record in Major League Baseball.

Utilizing his systematic approach – making moves he feels will better the club for the immediate future, as well as the long-term – Rizzo has guided the Nationals to solidify their Major League team, in conjunction with the impeccable farm system that feeds it.

While scouting and player development have been hallmarks of Rizzo's approach, with 24 members of the 2018 roster homegrown, so too have been shrewd trades and free agent signings. Whether the deals have been to help build up the farm system, or to utilize some of that prospective talent to yield significant Major League contributors, Rizzo has proven himself a deft dealmaker.

The 2018 offseason was a prime example of Rizzo's deal-making ability. With he and his Baseball Operations staff making 11 moves impacting the 40-man roster from October through February.

- Oct. 10 – Acquired right-handed pitcher Kyle Barraclough from the Miami Marlins
- Nov. 3 – Agreed to terms with right-handed pitcher Trevor Rosenthal on a one-year contract with an option for 2020
- Nov. 19 – Selected the contract of right-handed pitcher James Bourque
- Nov. 20 – Agreed to terms with catcher Kurt Suzuki on a two-year contract
- Nov. 30 – Acquired catcher Yan Gomes from Cleveland
- Dec. 7 – Agreed to terms with left-handed pitcher Patrick Corbin on a six-year contract



## MIKE RIZZO // PRESIDENT OF BASEBALL OPERATIONS & GENERAL MANAGER

- Dec. 12 – Acquired right-handed pitcher Tanner Rainey from the Cincinnati Reds in exchange for right-handed pitcher Tanner Roark
- Dec. 18 – Agreed to terms with first baseman Matt Adams on a one-year contract with a mutual option for 2020
- Dec. 27 – Agreed to terms with right-handed pitcher Anibal Sánchez on a two-year contract
- Jan. 12 – Agreed to terms with second baseman Brian Dozier on a one-year contract
- Feb. 8 – Agreed to terms with right-handed pitcher Jeremy Hellickson on a one-year contract

Over the course of Rizzo's tenure with the Nationals, there have been other seminal moments. Here are just a few:

- In November of 2009, Rizzo convinced Davey Johnson to sign on as Senior Advisor and help revamp the Nationals' on-field operations. In June of 2011, Rizzo appointed him field manager and Johnson stewarded the team to its first playoff appearance and through the 2013 season.
- On December 5, 2010, Rizzo signed right fielder Jayson Werth to a seven-year contract that immediately changed the perception of the Nationals, especially within the industry. Little more than a year later, Rizzo was instrumental in signing franchise cornerstone, Ryan Zimmerman, to a six-year contract extension.
- From 2009-12 Rizzo's Nationals won at least 10 more games than the season prior: 59 wins in 2009, 69 in '10, 80 in '11, 98 in '12. The last team to do this was the Boston Red Sox from 1906-09, making the Nationals the first team in over 100 years to complete such a feat without the benefit of an artificially deflated win total associated with a work stoppage.
- Solidifying arguably the best rotation on the Major Leagues, Rizzo and the Lerner Family signed 2013 American League Cy Young Award winner, right-handed pitcher Max Scherzer to a seven-year contract and introduced him to D.C. on January 21, 2015.
- In Dec. of 2015, Rizzo pulled off a three-team trade that yielded shortstop Trea Turner and right-handed pitcher Joe Ross from the San Diego Padres and sent outfielder Steven Souza Jr. to the Tampa Bay Rays.
- With the 2016 Baseball Winter Meetings taking place at nearby National Harbor, Md., Rizzo acquired outfielder Adam Eaton from the White Sox in December in exchange for top prospects Lucas Giolito, Reynaldo Lopez and Dane Dunning.
- With Washington ahead in the division by nearly 10.0 games following the 2017 All-Star break, Rizzo saw the opportunity to get a jump on the trade market as the non-waiver trade deadline was nearly two weeks away. On July 16 in Cincinnati, with the club trying to complete the four-game sweep of the Reds that afternoon, Rizzo fortified Washington's bullpen by acquiring relievers Sean Doolittle and Ryan Madson from the Oakland Athletics. From July 17 through the end of the season, the Nationals paced the National League with a 3.36 bullpen ERA.
- Rizzo was not finished improving the club in 2017, as he made two more deals as the deadline neared. On July 28, he solidified Washington's bench by acquiring veteran Howie Kendrick from the Philadelphia Phillies. Moments before the July 31 deadline, Rizzo strengthened Washington's bullpen even further with the acquisition of Minnesota Twins closer and American League All-Star, Brandon Kintzler.
- When Howie Kendrick went down with an Achilles injury on May 19, 2018, Mike Rizzo made the call to bring the 19-year-old Juan Soto to the Major Leagues. From that day - and prior - Soto put together one of the best seasons by a teenager in Major League history.

NATIONALS  
PARK

COMMUNITY  
RELATIONS

DREAM  
FOUNDATION

YOUTH BASEBALL  
ACADEMY

FRONT OFFICE |  
OWNERSHIP

MANAGER |  
COACHING STAFF

PLAYERS

2018  
IN REVIEW

HISTORY AND  
RECORDS

SCOUTING |  
RESEARCH |  
PLAYER DEV.

MEDIA





Other notable contributors Mike Rizzo has brought in via trade during his tenure include Gio Gonzalez, Tanner Roark, Blake Treinen, Mark Melancon, Wilson Ramos, Denard Span, Kurt Suzuki, Michael Morse, and Sean Burnett, among others.

Rizzo's impact on the organization has been wide-ranging and was felt immediately. The Nationals' 2007 First-Year Player Draft -- Rizzo's first with the organization -- was rated as the best in baseball by Baseball America. In the spring of 2008 as a newly appointed General Manager, Rizzo steadied the Nationals' operation in the Dominican Republic, moving their complex to Boca Chica. The team's Dominican operations have grown exponentially since that time.

Rizzo was named the 2012 MLB Executive of the Year by the Boston chapter of the Baseball Writers Association, and the Pitch and Hit Club of Chicago, which followed 2011 Man of the Year honors from the Lido Civic Club of Washington, D.C.

Rizzo joined the Nationals after seven seasons with the Arizona Diamondbacks, primarily as Director of Scouting, where he helped transform the Diamondbacks farm system with exceptionally successful drafts. Following the 2005 campaign Rizzo was promoted to Vice President of Scouting Operations. That same year, the Diamondbacks were named Topps' Organization of the Year.

Rizzo earned a World Series ring with Arizona in 2001, and the organization brought an astounding number of homegrown players through to the Major Leagues during his tenure. Brandon Webb (2006 Cy Young Award winner), Carlos Gonzalez, Chad Tracy, Justin Upton, Stephen Drew, Dan Uggla, Micah Owings, Tony Pena, Mark Reynolds, Conor Jackson, Miguel Montero, Chris Snyder, Carlos Quentin, Max Scherzer and Brett Anderson were all signed by Arizona under Rizzo's watch.

Rizzo, who is entering his 36th season of pro ball, joined the Diamondbacks in 1998. He previously enjoyed stints with the Boston Red Sox (1992-1998, area supervisor, international scout and major league advance scout) and the Chicago White Sox (1986-1992, Midwest and Southeast territorial scout). While with the White Sox, Rizzo signed 2014 Hall of Fame inductee and two-time American League MVP Frank Thomas.

Raised in Chicago, Rizzo is a third-generation scout. He learned the game from his father, Phillip, who is currently a Senior Advisor with the Nationals, and his grandfather, Vito, who was a semipro player before founding the family business: scouting.

Rizzo spent four seasons as a minor league infielder in the Angels organization. Upon retiring as a player, he served as an assistant coach at the University of Illinois while earning a Bachelor of Arts in Communications.





# DOUG HARRIS

ASSISTANT GENERAL MANAGER &  
 VICE PRESIDENT, PLAYER PERSONNEL

Doug Harris begins his tenth season with the Nationals, joining the organization on Oct. 16, 2009 after being appointed as the Director of Player Development. He shifted into his current role following the 2015 season, continuing his ascension in the organization. Harris was promoted to Assistant General Manager and Vice President of Player Development on Nov. 21, 2013, and the oversight of the Pro Scouting department was added to his duties on Dec. 23, 2014.

Harris brought with him more than 25 years of baseball experience as a player, amateur scout and professional scout, and he has overseen the Nationals' farm system for the previous eight seasons. With the additional responsibility of leading the organization's Pro Scouting efforts, Harris' role in the organization has expanded exponentially and significantly in a short amount of time – reflecting his profound impact.

Harris has been integral in the development of the Nationals' amateur players. Harris helped talents such as Bryce Harper, Anthony Rendon, Trea Turner, Michael A. Taylor, Brian Goodwin, Erick Fedde, Koda Glover, Wilmer Difo, among many others, see their development through to the Major Leagues.

Prior to joining the Nationals, Harris spent the 2009 season as a Major League scout and advance scout with the Cleveland Indians, but his lone season with the Indians came at the conclusion of 13 years with the Texas Rangers in various scouting capacities. Among the players Harris helped draft and sign during his time with the Rangers is former Major League outfielder Kevin Mench.

A right-handed pitcher, Harris was selected in the fourth round of the 1990 First-Year Player Draft by Kansas City and played seven professional seasons with three organizations, including the Royals, Baltimore Orioles and Florida Marlins. The Royals named Harris as the organization's 1991 Player of the Year after he posted a 2.39 ERA across Low and High Class-A.

Harris, attended James Madison University in Harrisonburg, Va., and currently resides in Carlisle, Pa., with his wife, Lisa, and three daughters: Alex, Sydney and Jordyn.





## KRIS KLINE

ASSISTANT GENERAL MANAGER &  
VICE PRESIDENT, SCOUTING OPERATIONS

Kris Kline enters his sixth season as Assistant General Manager and Vice President of Scouting Operations after being promoted to that spot on Nov. 21, 2013. Kline spent the previous four seasons as the Nationals' Director of Scouting, a position to which he was appointed to on October 16, 2009.

A scout for more than 20 years, Kline has been with the Nationals since the fall of 2006. He spent his first three seasons in Washington first as a Special Assignment Scout, then as the Western Crosschecker.

Under his watch as the head of Washington's amateur scouting operation, the Nationals have drafted and signed 43 eventual Major Leaguers – an average of more than four big leaguers per draft from Ross Detwiler in 2007 (first round) to the most recent debuts of Andrew Stevenson (2nd round) and Koda Glover (8th round) from the 2015 Draft. In addition to Detwiler, Kline has led drafts that yielded first-round talents and eventual Major League players Stephen Strasburg, Drew Storen, Bryce Harper, Anthony Rendon, Alex Meyer, Brian Goodwin, Lucas Giolito and Erick Fedde. Recent first-rounders include Carter Kieboom (2015), Dane Dunning (2016), Seth Romero (2017) and Mason Denaburg (2018).

Kline came to the Nationals after spending seven years with the Arizona Diamondbacks, the final three of which were spent as the Diamondbacks' Western Supervisor – where he worked under Nationals President of Baseball Operations and General Manager Mike Rizzo, then the Diamondbacks' Director of Scouting. Kline earned a World Series ring in 2001 as the Diamondbacks topped the New York Yankees in seven games.

During his time in Arizona, Kline was part of a scouting team that brought an astounding 75 players through the system to the Major Leagues.

Among the many players Kline has had a hand in drafting and signing are former Cy Young winner Brandon Webb, a Diamondbacks product, and right-hander John Lackey, who remains one of the youngest pitchers in history to win Game 7 of the World Series.

Before joining the Diamondbacks, Kline spent 10 years working for the California Angels as a scout after he completed his four-year professional playing career in their Minor League system.





## TED TOWNE

*ASSISTANT GENERAL MANAGER &  
 VICE PRESIDENT, FINANCE*

Ted Towne is entering his 12th season with the Nationals, his fifth with the additional responsibilities of an Assistant General Manager. He was elevated to his current post on Aug. 19, 2014, expanding his role as the Vice President of Finance.

Towne is primarily responsible for overseeing all accounting, purchasing, and financial reporting functions. He took on a greater role within baseball operations during the 2015 season, assisting President of Baseball Operations and General Manager Mike Rizzo with budgeting and other financial matters.

Towne came to the Nationals in January of 2008, just prior to the opening of Nationals Park.

Before joining the Nationals, Towne was Director of Construction and Development Accounting for Lerner Enterprises, a role he took after working for Forrester Construction as their Assistant Controller. Towne started with Forrester Construction shortly after relocating from Maine, where he'd spent the previous 28 years of his life.

Before moving to D.C., Towne was an Audit Manager for PricewaterhouseCoopers.

Towne has an undergraduate degree in accounting from Husson University (ME) and a Masters in Business Administration from the University of Maryland. He resides in Silver Spring, Md., with his wife, Sarah, daughter, Madelynn, and son, Cuyler.







# BOB BOONE

**VICE PRESIDENT &  
SENIOR ADVISOR TO THE GENERAL MANAGER**

Bob Boone joined the Nationals upon being appointed as Special Assistant to the General Manager on Dec. 11, 2004. He shifted into his current role as Vice President & Senior Advisor to the GM following the 2015 season, after serving as Assistant General Manager & Vice President, Player Development from 2006-2013, and Vice President of Player Personnel from 2014-2015.

Boone has played a vital role in all of the Nationals' Major League evaluations, both internal and external, and helped "recruit" a new wave of talent to join the Nationals' scouting and player development ranks. His presence has also helped secure several Player Development Contracts over the years.

One of the premier catchers of his generation, Boone was named to four All-Star teams ('76, '78-79, '83) and won seven Rawlings Gold Gloves ('78-79, '82, '86-89) during his 19-year career. Only Ivan Rodriguez (13) and Johnny Bench (10) have won more Gold Gloves for catching.


Selected by the Phillies as a third baseman out of Stanford University—where he graduated with a degree in psychology—Boone spent the first 10 years of his Major League career with Philadelphia (1972-81), which won four division titles and a World Series Championship in 1980. From there, Boone played for Anaheim (1982-88) and Kansas City (1989-90). Upon retirement, he held the Major League record for games caught in a career (2225, later broken by Carlton Fisk) and most seasons (15) catching at least 100 games.

In October of 1994, Boone was named manager of the Kansas City Royals, a position he held until July of 1997. Following his tenure with Kansas City, Boone joined Cincinnati as a special assistant, before serving as manager of the Reds from 2001 until July of 2003.

Boone was born on November 19, 1947 in San Diego, Calif. and resides in San Marcos, Calif. with his wife, Sue. Two of their sons played in the big leagues and achieved All-Star status: Bret (three-time All-Star, retired) and Aaron (2003 NL All-Star, retired). Aaron will embark on his second season in the dugout after being hired as the manager of the New York Yankees. Their youngest son, Matt, played six seasons of pro ball after being drafted by the Mariners in the third round of the 1997 First-Year Player Draft.

His father, the late Ray Boone, was an All-Star infielder during his 13-year career in the big leagues (1948-60). Bob's brother, Rodney, played in the Kansas City and Houston farm systems from 1972-75. The Boones are one of only four three-generation baseball families, along with the Bells (Gus, Buddy and David), the Colemans (Joe, Joe and Casey) and the Hairstons (Sam, Jerry Sr. and Jerry Jr.).





## JOHNNY DiPUGLIA

VICE PRESIDENT,  
INTERNATIONAL OPERATIONS

Johnny DiPuglia enters his fourth season as Vice President, International Operations, a position to which he was elevated in November of 2015 – marking his third promotion within the organization. DiPuglia, who was named the Nationals' Director of Latin American Operations in November, 2014, served as the Director of International Scouting from 2009 through the 2014 season.

During his time with the Nationals, DiPuglia has had a hand in the signing and development of Juan Soto, Victor Robles, Wander Suero, Jefry Rodriguez, Reynaldo Lopez, Wilmer Difo, Pedro Severino, Rafael Bautista, Raudy Read, Rafael Martin, and Yunesky Maya, all of whom reached the Major Leagues with the Nationals. DiPuglia was also instrumental in signing top prospects Luis Garcia, Yasel Antuna, Jose Sanchez, Anderson Franco among many others.

DiPuglia came to the Nationals on the heels of 11 seasons (1999-2009) with the Boston Red Sox, during which he was part of two World Series Championship seasons (2004 & 2007). While with the Red Sox, DiPuglia, who finished his tenure in Boston as the team's Latin American Scouting Coordinator, was responsible for coverage in the Dominican Republic, Venezuela, Panama, Mexico, Curacao, Nicaragua, Aruba, Colombia, and all of Central and South America.

DiPuglia has also worked with the San Francisco Giants (1998) and St. Louis Cardinals (1990-1998).

In addition to the impact he's had with Washington, over the course of his career, DiPuglia was involved in the signings of Jose Iglesias, Xander Bogaerts, Hanley Ramirez, Anibal Sanchez, Placido Polanco, Felix Diaz, Angel Chavez, Jorge De La Rosa, Rick Ankiel, Eli Marrero, and Rene Arocha, among many others.

DiPuglia resides in Miami, Fla. with his wife, Kimberly, and his daughters: Jessica, Summer, Kayla and Katie, as well as his grandchildren: Zoey and Rocko.




## **ROB McDONALD**

**VICE PRESIDENT,  
CLUBHOUSE OPERATIONS & TEAM TRAVEL**

Rob McDonald begins his 18th season with the Nationals' organization as the Vice President of Clubhouse Operations & Team Travel. He was elevated to his current position in July of 2011 after previously serving as Director of Team Travel.

McDonald was named the 2003 Don Davidson Memorial Award winner, as voted by his peers, as MLB's Traveling Secretary of the Year, and was the recipient of the fourth annual Wahoff award for the 2015 Traveling Secretary of the Year. In 2018, he was selected by MLB to assist with the MLB All-Star Japan Series.

After attending Northern Illinois University on a football scholarship, McDonald later earned his Bachelor's Degree in Political Science from the University of Arizona. McDonald resides in Washington, D.C.



## **PHIL RIZZO**

**SENIOR ADVISOR TO THE GENERAL MANAGER**

Phil Rizzo was named Nationals Senior Advisor to the General Manager on Dec. 3, 2009, bringing more than 40 years of scouting experience to the organization.

Working for his ninth franchise, Phil joined his son Mike (Nationals President of Baseball Operations and General Manager) for the second time. The two also worked together for seven seasons (1999-2005) with Arizona, where Phil was a Diamondbacks Special Assignment Scout.

While with the Diamondbacks, Rizzo made the first call and filed the first report on University of Kentucky right-hander Brandon Webb, who won the 2006 NL Cy Young Award and represented Arizona in three All-Star Games.

Rizzo is also credited with signing, among others, right-handed pitcher Bob Wickman, left-handed pitcher Bob Kipper, catcher Mike Matheny, infielder Dick Schofield and infielder Mark Loretta.

In May of 2008, Rizzo was one of eight scouts to comprise the inaugural class of the Professional Baseball Scouts Hall of Fame.





## JACK McKEON

SENIOR ADVISOR TO THE PRESIDENT OF BASEBALL  
OPERATIONS AND GENERAL MANAGER

Jack McKeon was hired by the Nationals in January of 2019, bringing nearly 70 years of professional baseball experience to Washington's front office. He joins the Nationals after serving 12 seasons (2006-17) as a special assistant for the Miami Marlins. A World Series Champion in 2003 and a two-time National League Manager of the Year (2003, 1999), McKeon compiled a 1,051-990 (.515) record across 16 seasons as a Major League manager. He skippered the Florida Marlins (2003-05, 2011), Cincinnati Reds (1997-2000), San Diego Padres (1988-90), Oakland Athletics (1977-78) and Kansas City Royals (1973-75).

On June 20, 2011, he was named interim manager of the Marlins, making him the second-oldest manager in Major League history behind Connie Mack, who managed at 87 years old in 1950. He became the Marlins all-time winningest manager on Sept. 16, 2011 with a win over the Washington Nationals.

McKeon joined the Cincinnati Reds in January 1993 and prior to returning to the dugout on July 25, 1997, he served as Cincinnati's senior advisor for player personnel, consulting on trades, player evaluations and special assignments. In three-plus seasons with Reds, he compiled a 291-259 (.529) record.

From 1980-90, McKeon held roles with the San Diego Padres, starting as an assistant to the general manager before moving in the role himself during the 1980 All-Star break. During his time with the Padres, he earned the nickname "Trader Jack" for his penchant to make trades. McKeon took over as the manager of the Padres on May 28, 1988 and remained in that position until the 1990 All-Star break.

McKeon spent parts of two seasons (1977 and 1978) as the manager of the Oakland Athletics, going 71-105 (.403). Around those stints in the dugout, he served Oakland as an assistant general manager, scouting director, scout and coach.

At the age of 42, McKeon earned his first Major League managing job with the Kansas City Royals, going 215-205 (.512) from 1973 to 1975.

Prior to joining the Royals and between Major League front office and managerial stints, McKeon accumulated a 1146-1123 (.505) record across 17 seasons as a Minor League manager, including stints in the Washington Senators farm system in 1962 and 1963.

McKeon was signed by the Pittsburgh Pirates in 1949 and spent time both as a player and a player/manager during his Minor League career. He played for ten seasons from 1949-59, save for the 1951 season when he was in military service.

A native of South Amboy, NJ, Jackson Aloysius McKeon attended The College of Holy Cross and Seton Hall University before graduating from Elon College. He is married to his wife, Carol Isley. They have two daughters Krist and Kori and two sons, Kelly and Kasey.





# HAROLYN CARDOZO

*SPECIAL ASSISTANT TO THE GENERAL MANAGER,  
MAJOR LEAGUE OPERATIONS*

Harolyn Cardozo, a native Washingtonian, is entering her 14th season with the Washington Nationals.

Brought on in 2006 by former General Manager Jim Bowden, Cardozo brought a unique blend of abilities from both sports and politics to this high-profile office. Her skills in sports management were honed over 12 years in competitive tennis at the Bollettieri Tennis Academies, now IGM. Having served two administrations as a member of the White House Staff, Cardozo's political background brought a sense of order and diplomacy to the Nationals' baseball operations.

Until his departure in Feb. 2008, Harolyn served as Bowden's Executive Assistant, a role unexpectedly expanded when a surprise staff shake-up resulted in trial-by-fire job training. Mike Rizzo, who assumed the reigns as GM after Bowden's departure, credits Cardozo with maintaining an orderly and professional transition.

Now one of Rizzo's closest aides, Cardozo was promoted in 2011 to Special Assistant to the GM, Major League Operations, a role unique in the organization.

Cardozo is a 1978 graduate of Sophie Newcomb College of Tulane University, married for 37 years to Michael H. Cardozo V, an attorney and founding partner of a D.C.-based merchant banking firm.

Daughter, Eden, is a physician in Boston, daughter, Julia, is an assistant state's attorney in Maryland, and son, Michael, is in the real estate business in Maryland.

NATIONALS  
PARK

COMMUNITY  
RELATIONS

DREAM  
FOUNDATION

YOUTH BASEBALL  
ACADEMY

FRONT OFFICE |  
OWNERSHIP

MANAGER |  
COACHING STAFF

PLAYERS

2018  
IN REVIEW

HISTORY AND  
RECORDS

SCOUTING |  
RESEARCH |  
PLAYER DEV.

MEDIA





## LORI CREASY

CHIEF FINANCIAL OFFICER

Lori Creasy serves as Chief Financial Officer, overseeing all finance, risk management, human resources and information technology functions for the Washington Nationals and its non-profit charitable entities, while also collaborating across the organization on financial, human resources and IT matters.

Entering her 29th year as an employee with the Lerner and Nationals organizations, Creasy concurrently serves as Senior Vice President/Corporate Controller for Lerner Enterprises with responsibility for the same functional areas that she handles for the Nationals.

In addition to her core duties, Creasy is also a Trustee for Major League Baseball's league-wide Health Trust, serves as Treasurer of the Washington Nationals Youth Baseball Academy Board of Directors and volunteers her time teaching in a local, volunteer-run English as a Second Language program.

Creasy grew up in Pennsylvania and graduated with High Distinction from Pennsylvania State University Smeal College of Business with a BS in Accounting. Creasy resides in Vienna, Va. with her husband Dave.



## JASON ZACHARIAH

CHIEF TECHNOLOGY OFFICER

Jason Zachariah begins his 14th season with the Nationals, serving as the organization's Chief Technology Officer. In this role, he provides technical oversight and strategic guidance for all technology functions for the Nationals, as well as Lerner Enterprises, of which he has been a part for 17 years.

Over the past 14 years, Zachariah has been responsible for the technology involved in numerous team projects, including the construction and opening of Nationals Park, the implementation of the Fortress fan loyalty and digital ticketing system, and the construction and opening of the Washington Nationals Youth Baseball Academy.

Zachariah joined the Nationals in 2006, while overseeing the technology operations for the Lerner real estate company. He joined Lerner in January, 2002, as a consultant responsible for modernizing the organization's technology operations, but quickly became a full-time employee responsible for helping to build and oversee the organization's technology team. Prior to Lerner he was an independent technology consultant, providing network installation and upgrade services for several D.C. metro area businesses.

Zachariah lives in Tracy's Landing, Md., with his wife, Valerie, and daughter, Destiny.





# JAKE BURNS

*SENIOR VICE PRESIDENT,  
BUSINESS DEVELOPMENT*

Jake Burns is entering his fourth season as the Vice President, Corporate Partnerships for the Nationals, a role in which he oversees corporate partnership and season suite sales, renewals, and activation.

Prior to joining the Nationals, Burns spent eight years with Booz Allen Hamilton, a strategy and technology consulting firm based out of McLean, Va.

While at Booz Allen Hamilton, Burns served as a Senior Associate in the firm's Defense and Intelligence Group where he was responsible for business development, account leadership, client delivery, and career management for a team of consultants who helped organizations envision, design, and implement major transformations. He also served as a leader for the firm's Organization Design capability, and was a subject-matter expert in strategic planning, human capital management, change management, performance management, decision analytics, and operational/process improvement.

Prior to working for Booz Allen Hamilton, Burns interned in the National Basketball Association's Management and Team Business Operations Group, and spent five years providing Systems Engineering and Technical Assistance support to the Defense Advanced Research Projects Agency.

Burns grew up in Columbus, Ohio and attended St. Charles Preparatory high school before earning his Bachelor of Science in Systems Engineering and a Masters in Business Administration from the University of Virginia. Burns resides in Herndon, Va., with his wife Katherine, son Jackson, and daughter Charlotte.





## JACQUELINE COLEMAN

SENIOR VICE PRESIDENT,  
 BROADCASTING & GAME PRESENTATION

Jacqueline Coleman begins her 12th season with the Washington Nationals, her first as Senior Vice President of Broadcasting, Promotions and Game Production.

In her current role, Coleman is responsible for scoreboard production, in-game entertainment, broadcasting, and promotions & events.

Prior to joining the Nationals, Coleman served as Vice President of Arena Operations, Broadcasting & Radio for the Washington Mystics. With the Mystics, Coleman's team was responsible for in-arena videoboard, TV partner content and technical set-up, as well as serving as the liaison between various departments within Monumental Sports. Coleman also served as the Vice President of Programming and Production for the Charlotte Bobcats' (NBA) Regional Sports Network, CSET from 2004-06. There, she helped lead the production operations formation, content, and launch of the first 24-hour Regional Sports and Entertainment Network programmed exclusively for North Carolina and South Carolina.

Prior to moving into sports full-time, Coleman was Vice President of Sports, Specials and Primetime at Black Entertainment Television where she managed staffs in Los Angeles, New York and Washington, D.C. Coleman earned two NAACP Image Awards during her time at BET, and received various awards and accolades for original programming in sports specials, boxing, comedy, and entertainment.

Coleman grew up in Denver, Co. and currently resides in Washington, D.C.



## FRANK GAMBINO

SENIOR VICE PRESIDENT,  
 BALLPARK OPERATIONS

Frank Gambino serves as Senior Vice President, Ballpark Operations, a role in which he oversees the operations, facilities, security, guest experience and grounds keeping departments at Nationals Park.

Prior to joining the Nationals in December of 2010, Gambino worked for Lerner Enterprises, where he held positions in property management and construction, and most recently served as Vice President of Tenant Services.

During his 21-year tenure at Lerner, Gambino worked on a variety of projects, including the Corporate Office Park at Tysons II, Flint Hill Office Park, Dulles Town Center Mall, Washington Square, White Flint, the Nuclear Regulatory Commission Building and Nationals Park. Before joining Lerner Enterprises, he worked for DBI Architects and subsequently the real estate firm of Mason Hirst.

Gambino graduated from the University of Maryland, School of Architecture, with a Bachelor of Architecture degree.







## **ELISE HOLMAN**

**SENIOR VICE PRESIDENT**

Elise Holman serves as Senior Vice President of the Washington Nationals and has been a member of the Nationals' executive team since 2009. She oversees an array of operations including risk management, as well as the creation and implementation of policies and procedures throughout the organization.

Holman ensures the departments' operating requirements are effectively met while also establishing improvement efforts that seek to benefit the entire organization.

Before joining the Nationals, Holman worked for Lerner Enterprises, where she held positions in the finance and construction/development groups. During her 10-year tenure, Holman worked on a variety of projects including land use and new construction for office, retail, residential, and mixed-use properties. Her role in the planning and opening of Nationals Park in 2008 led to her becoming a key member of the Nationals front office team.



## **DAMON JONES**

**SENIOR VICE PRESIDENT & GENERAL COUNSEL,  
BASEBALL & BUSINESS OPERATIONS**

Damon Jones serves as Senior Vice President & General Counsel, Baseball & Business Operations. Jones oversees the Legal Department, is a member of the Baseball Operations Department, and has oversight of the Human Resources Department. Jones' Baseball Operations work includes player contracts, salary arbitration, grievances, Basic Agreement and Major League Rules issues, and overall strategy. Jones works closely with every other department on deals, legal and business strategy, special projects, disputes, and other matters

Jones is an alumnus of Harvard Law School and the University of California, Santa Barbara, where he played Division I Baseball. He previously practiced at the law firm of Williams & Connolly LLP, served as an inaugural law clerk to the Honorable Roger L. Gregory of the United States Court of Appeals for the Fourth Circuit, was a California State Senate Fellow, and was Adjunct Professor of "Sports and the Law" at Georgetown University Law Center.





## **GREGORY McCARTHY**

**SENIOR VICE PRESIDENT,  
 COMMUNITY ENGAGEMENT**

Gregory McCarthy serves as the Nationals' Vice President, Community Engagement, working with local civic, business, community, and neighborhood institutions to create lasting and meaningful linkages with the Nationals and the sport of baseball. He also works in tandem with the Mayor's Office, City Council, the United States Congress, and various city, federal and government agencies to ensure that Nationals Park successfully operates and serves the citizens of the Washington metropolitan area.

McCarthy is President of the Board of Trustees of the D.C. Public Library system and former board chair of Destination DC, the official convention and tourism promotion agency for the city.

Prior to joining the Nationals, McCarthy was the Deputy Chief of Staff in the Executive Office of the Mayor, serving as Mayor Anthony Williams' primary adviser on the City Council, U.S. Congress, Office of Management and Budget, and the White House.

McCarthy was appointed to three terms on the city's Historic Preservation Review Board and is a former chairman of the board of directors of DC Action for Children and the National Conservatory for the Dramatic Arts. He also serves on the board of the Capitol Riverfront Business Improvement District, which includes the area in which Nationals Park is located.

A graduate of Georgetown University, McCarthy earned his Bachelor of Science Degree in Foreign Service. An avid runner, he is one of a small number of people to have completed a marathon on all seven continents.



## **MIKE SHANE**

**SENIOR VICE PRESIDENT,  
 CONSUMER REVENUE**

Mike Shane begins his 13th season with the Washington Nationals, his third full season in the role of Senior Vice President, Consumer Revenue.

Shane provides strategic planning and analytic support for each of the revenue and marketing departments while also identifying and implementing new technology and innovative solutions to benefit the organization. In addition, Shane oversees Nationals Park ticket sales, service, and operations execution, as well as retail operations and non-game day events held at Nationals Park.

Prior to joining the Nationals, Shane was an Account Executive with the NBA's Charlotte Bobcats, and he also worked with Major League Baseball's Special Events Department, focusing on the annual All-Star Fanfest Event.

Shane attended Mary Washington College, where he earned a Bachelor of Science in Business Administration and played Division III baseball. He also has an MBA from Georgetown University.

Shane resides in Annandale, Va., with his wife, Sarah, and his three sons: Ryan, Ben, and Liam.





## ANDREW BRAGMAN

*VICE PRESIDENT,  
TICKET OPERATIONS & SALES OPTIMIZATION*

Andrew Bragman joined the Washington Nationals in 2015. He is responsible for Ticket Operations for the Nationals and Nationals Park events as well as MLB event ticketing for the club including the Postseason and 2018 All-Star Game. Additionally, Bragman works closely with Major League Baseball and Tickets.com to manage the Nationals ticketing infrastructure, Ballpark App, and online ticket sales efforts.

After two internships with the San Francisco Giants, Bragman began his career with the Fresno Grizzlies of the Pacific Coast League in 2004, serving in a number of roles including Group Sales Manager, Director of Special Events, and Director of Tickets. In 2007 he joined SMG at the Oracle Arena and Oakland-Alameda County Coliseum in Oakland, Calif., focusing on Box Office operations for the Oakland Raiders, Golden State Warriors, and major concerts and special events. He returned to baseball in 2010, becoming part of the Pittsburgh Pirates organization overseeing the Ticket Operations department as the team made its first Postseason appearance in 20 years and leading their ticket system conversion.

A native of San Carlos, Calif., Bragman is a graduate of Emory University with a degree in Political Science.



## RYAN BRINGGER

*VICE PRESIDENT, TICKET SALES & SERVICE*

Ryan Bringger begins his third season with the Washington Nationals, joining the organization as the Vice President of Ticket Sales and Service. In this role, Bringger oversees the Nationals' ticket sales and renewal strategies including: NATS PLUS Membership, Suites, Premium Plan Packages, Group Nights, Theme Events and Single-Game ticketing programs.

Prior to joining the Nationals, Bringger was the Senior Director of New Business development with the NHL's Tampa Bay Lightning where he was responsible for growing the season ticket and premium seating bases for the Lightning, Tampa Bay Storm and Amalie Arena.

Bringger attended John Carroll University, where he earned a Bachelor of Arts in Communications and played football, earning Captain's honors during his junior and senior seasons.

Bringger resides in Alexandria, Va., with his wife, Cristy, and their three children: Kendall, Jackson and Mason.





## MIKE CARNEY

*VICE PRESIDENT, BUSINESS STRATEGY*

Mike Carney joined the Nationals in February, 2015, as Senior Director of Strategy and currently leads the Business Strategy & Analytics department. In his role, he oversees all aspects of the Chief Revenue and Marketing Officer's agenda, including revenue management, fan experience, analytics, and strategic projects.

Prior to joining the Nationals, Carney spent nearly a decade in consulting in Chicago and Washington, D.C., for Accenture Interactive and A.T. Kearney. He worked in a broad array of industries and functions, including technology strategy, specialty retail, merchandising, and sports marketing for brands including Adidas, J. Crew, American Express, AT&T, and T-Mobile.

Mike is a D.C. native and earned a bachelor of science degree in Electrical Engineering from Northwestern University and a MBA from University of Chicago Booth School of Business. He resides in Falls Church, VA, with his wife, Julianna.



## SCOTT FEAR

*VICE PRESIDENT,  
 PUBLIC SAFETY AND SECURITY*

Scott Fear joined the Nationals in November 2018 as Vice President of Public Safety and Security. In his role, he is responsible for the safety of guests and staff while at Nationals Park and the security of the stadium and team.

Prior to joining the Nationals, he had a career in law enforcement that began in 1990 as a federal law enforcement officer with the United States Park Police. As Assistant Chief, he was responsible for all law enforcement operations for the agency including Presidential, Foreign Dignitary, and Cabinet level protection in designated areas of Washington DC and the USPP New York and San Francisco Field Offices. He played a vital role in protecting the nation's monuments and memorials and the millions of visitors who frequented them and who attended the myriad of events that occur on the National Mall, such as the annual Independence Day Celebration on July Fourth and the Presidential Inaugural Events.

Fear earned a bachelor's degree in Criminal Justice from Shippensburg University. He is also a graduate of the Federal Bureau of Investigations (FBI), 41st Session of the National Executive Institute, the FBI National Academy (FBINA) 230th Session, and the 75th Session of the FBI Law Enforcement Executive Development Seminars (LEEDS).







## JENNIFER MASTIN GIGLIO

*VICE PRESIDENT, COMMUNICATIONS*

Jennifer Giglio joined the Nationals in July, 2014 as Vice President of Communications. In her role, she oversees baseball communications, crisis and issues management, corporate communications and publicity around major events at Nationals Park.

Prior to joining the Nationals, Giglio served as Senior Vice President of Corporate and Public Affairs for Ogilvy Washington where she counseled an array of corporations, non-profit organizations, governments and associations, including Eli Lilly, Susan G. Komen, Lance Armstrong, Dikembe Mutombo, Mexico and the USO. Her work earned her the prestigious Emerging Leader Award from Washington Women in Public Relations in 2011.

Before Ogilvy, Giglio served as Deputy Press Secretary and Director of Operations for the Rudy Giuliani Presidential Committee, and was a political appointee in the Bush Administration. She also held positions with the Republican National Committee and the Presidential Inaugural Committee.

Giglio earned bachelor's degrees in Communications and Marketing Management from Virginia Tech and a master of arts in Political Management from The George Washington University. Jennifer serves on the Board of Directors for Fort Hunt Little League, where she is responsible for public relations. She resides in Alexandria, Va., with her husband, Brian, son, Carter and daughter, Grace.



## ALEXA HERNDON

*VICE PRESIDENT, HUMAN RESOURCES*

Alexa Herndon is set to begin her seventh season as Vice President, Human Resources. She is responsible for leading the organization's human resources strategy, including recruiting and on-boarding, compensation, benefits, employee training and development, performance management, and employee relations.

Prior to joining the Nationals, Herndon held human resources roles of increasing responsibility with Thermo Fisher Scientific in Pittsburgh, Pa., and San Jose, Calif.

She started her career in baseball as an HR Generalist with the Pittsburgh Pirates from 2005-07.

Herndon received her J.D. and MBA from Duquesne University in Pittsburgh, Pa., and her B.S. in Business Administration from West Virginia University.

Born in Wheeling, W.Va., Herndon now resides in Northern Virginia with her husband, Steve Jeran, and their two children.

NATIONALS PARK  
COMMUNITY RELATIONS  
DREAM FOUNDATION  
YOUTH BASEBALL ACADEMY  
FRONT OFFICE | OWNERSHIP  
MANAGER | COACHING STAFF  
PLAYERS  
2018 IN REVIEW  
HISTORY AND RECORDS  
SCOUTING | RESEARCH | PLAYER DEV.  
MEDIA





## DAVE LUNDIN

*VICE PRESIDENT,  
 PRODUCTION & BROADCASTING*

David Lundin is entering his 13th season with the Nationals, his first full-season as Vice President of Production & Broadcasting. He is responsible for leading scoreboard production, audiovisual production for non-game day events, broadcasting and Curly W Productions, the Nationals in-house video production team.

Prior to joining the Nationals, Lundin was the Video Production & Entertainment Manager for the Aberdeen IronBirds, the single-A short season affiliate of the Baltimore Orioles, which is owned by Ripken Baseball. He also worked with the Baltimore Ravens.

Lundin graduated from Towson University in 1999 earning a Bachelor of Science with a double major in Psychology and Jazz Performance. He returned to Towson University in 2002 and obtained another Bachelor of Science in Electronic Media & Film in 2003.

Originally from Baltimore, Md., Lundin now lives in Alexandria, Va. with his wife, Diane and son, Peter.



## JONATHAN H. STAHL

*VICE PRESIDENT, BALLPARK OPERATIONS &  
 GUEST EXPERIENCE*

Jonathan H. Stahl enters his fourth season as Vice President of Ballpark Operations & Guest Experience, a position he was elevated to in January of 2016. In his current role, Stahl oversees the Nationals' guest experience department, food service, parking & transportation, cleaning, and event execution.

Joining the Nationals just before the opening of Nationals Park in 2008, Stahl has been instrumental in developing the team's customer service initiatives. He also oversees the Nationals Park food & beverage program, where he helped create many of Nationals Park's original food concepts, including Enzo's Pizza and Chesapeake Crab Cake Co., and introduced local craft beer and locally-sourced meats and vegetables to the ballpark.

Prior to working for the Nationals, Stahl worked for Kimpton Hotels and Renaissance Hotels in various front office positions.

A native of Fairfax, Va., Stahl earned his Bachelor's degree in Hospitality from Syracuse University. He currently resides in Washington, D.C.



**MANAGER &  
COACHING STAFF**







# DAVE MARTINEZ

**MANAGER**

# 4

**NATIONALS TENURE:** *Second season*

**PRO BASEBALL TENURE:** *31st season*

**BORN:** *9/26/64 New York, NY*

**2018 OPENING DAY AGE:** *54*

**RESIDES:** *Nashville, TN*

## RESUME

Martinez enters his second season with the Nationals and his second season as a Major League manager...2019 will mark his 31st season in professional baseball, including ten years (2008-17) as a Major League bench coach...The Nationals went 82-80 (.506) in his first managerial season in 2018...From 2015-17, he served as the bench coach for the Chicago Cubs where he played an integral role in three Postseason appearances, two National League Central Division titles and the Cubs' 2016 World Series Championship...Prior to joining the Cubs, he spent seven seasons (2008-14) as the bench coach for the Tampa Bay Rays...He was the longest tenured bench coach in Rays history...Martinez joined the Rays in 2008 after serving as a Spring Training instructor for the Rays in 2006 and 2007...Then-manager Joe Maddon offered Martinez the role of bench coach and Martinez went on to serve as Maddon's right-hand man for the next 10 seasons...During his tenure as bench coach, Martinez was in charge of nearly every aspect of the Rays and Cubs strategy, including controlling the opponent's running game, defensive positioning, baserunning, and bunting.

## PLAYING CAREER

A veteran of 16 Major League seasons, Martinez broke into the big leagues with the Chicago Cubs in 1986 at the age of 21...During the 1986 season, he was the 10th-youngest player in Major League Baseball...He made his debut on June 15, 1986 vs. St. Louis and recorded his first hit on June 23 at Philadelphia, a ninth-inning single off Shane Rawley...Martinez played in 1,918 games while amassing 1,599 hits for nine clubs across his 16-year career...Following two-plus seasons with the Cubs (1986-88), Martinez was acquired by the Montreal Expos, where he played from 1988-91...He spent the 1992 season with the Cincinnati Reds before stints with the San Francisco Giants (1993-94) and Chicago White Sox (1995-97)...He was a key member of the 1993 Giants club that won 103 games, but missed out on the Postseason...Following the 1997 season, he signed with the expansion Tampa Bay Devil Rays and in 1998, he recorded the first hit in Devil Rays history, a single off Justin Thompson (DET)...Martinez returned to the Cubs in 2000, while also spending time with the Texas Rangers and Toronto Blue Jays during the 2000 season...He capped his career with the Atlanta Braves, spending the 2001 season with the eventual National League East Division champions.

## POSTSEASON CAREER

Martinez's clubs made it to the Postseason in seven of his 10 seasons as a coach...Most notably, Martinez was a member of the staff that led the Chicago Cubs to the 2016 World Series Championship...With Chicago, Martinez reached three consecutive National League Championship Series...He made four trips to the Postseason with Tampa Bay, including a trip to the 2008 World Series...As a player, Martinez appeared in the 2001 Postseason as the Atlanta Braves advanced to the National League Championship Series...He recorded his only Postseason hit as a pinch hitter in the seventh inning of Game Four of the NLCS on Oct. 20, 2001 vs. ARI (Batista).

## PERSONAL

Born in Brooklyn, N.Y., David "Davey" Martinez moved to Florida as a youth and attended Lake Howell High School in Winter Park, Fla...He attended Valencia Community College in Orlando, Fla. before being selected by the Chicago Cubs in the 1983 MLB January Draft-Secondary Phase...Is an avid outdoorsman and bike rider...Has four children: Josh, Jagger, Dalton, and Angelica and two granddaughters, Everly Ann and Amora Grace.

## COACHING HISTORY

YEAR	CLUB	LEAGUE	W	L	PCT	FINISH
2008	Tampa Bay*	Bench Coach	97	65	.565	1st
2009	Tampa Bay	Bench Coach	84	78	.529	3rd
2010	Tampa Bay**	Bench Coach	96	66	.596	1st
2011	Tampa Bay***	Bench Coach	91	71	.564	2nd
2012	Tampa Bay	Bench Coach	90	72	.556	3rd
2013	Tampa Bay****	Bench Coach	92	71	.564	2nd
2014	Tampa Bay	Bench Coach	77	85	.475	4th
2015	Chicago (NL)^	Bench Coach	97	65	.599	3rd
2016	Chicago (NL)#	Bench Coach	103	58	.640	1st
2017	Chicago (NL)^	Bench Coach	92	70	.568	1st
2018	Washington	Manager	82	80	.506	2nd

### MANAGERIAL RECORD

**COACHING RECORD**

**82 80 .506**

**919 701 .567**

- \* Won the American League East Division title, lost to the Philadelphia Phillies (1-4) in the World Series
- \*\* Won the American League East Division title, lost to the Texas Rangers (2-3) in American League Division Series
- \*\*\* Won the American League Wild Card, lost to the Texas Rangers (1-3) in American League Division Series
- \*\*\*\* Won the American League Wild Card, lost to the Boston Red Sox (1-3) in the American League Division Series
- ^ Won the National League Wild Card, lost to the New York Mets (0-4) in National League Championship Series
- # Won the National League Central Division, beat the Cleveland Indians (4-3) in the World Series
- ^^ Won the National League Central Division, lost to the Los Angeles Dodgers (1-4) in the National League Championship Series.

## AWARDS AND HONORS

**2016**..... World Series Champion (CHI)





## MARTINEZ PLAYING CAREER

YEAR	CLUB	AVG	G	AB	R	H	TB	2B	3B	HR	RBI	SH	SF	HP	BB	SO	SB	CS	OBP	SLG	E
1983	Quad Cities	.244	44	119	17	29	39	6	2	0	10	0	2	1	26	30	10	8	.378	.328	1
	Geneva	.261	64	241	35	63	97	15	2	5	33	1	2	0	40	52	16	6	.364	.402	8
1984	Quad Cities	.220	12	41	6	9	15	2	2	0	5	0	0	1	9	13	3	4	.373	.366	1
1985	Winston-Salem	.342	115	386	52	132	169	14	4	5	54	1	2	3	62	35	38	14	.435	.438	7
1986	Iowa	.289	83	318	52	92	128	11	5	5	32	4	3	1	36	34	42	5	.360	.403	2
	Chicago (NL)	.139	53	108	13	15	21	1	1	1	7	0	1	1	6	22	4	2	.190	.194	1
1987	Chicago (NL)	.292	142	459	70	134	192	18	8	8	36	1	1	2	57	96	16	8	.372	.418	6
1988	Chicago (NL)	.254	75	256	27	65	89	10	1	4	34	0	4	2	21	46	7	3	.311	.348	5
	Montreal	.257	63	191	24	49	68	3	5	2	12	2	1	0	17	48	16	6	.316	.356	1
1989	Montreal	.274	126	361	41	99	138	16	7	3	27	7	1	0	27	57	23	4	.324	.382	7
1990	Montreal	.279	118	391	60	109	165	13	5	11	39	3	2	1	24	48	13	11	.321	.422	6
1991	Montreal	.295	124	396	47	117	166	18	5	7	42	5	3	3	20	54	16	7	.332	.419	4
1992	Cincinnati	.254	135	393	47	100	139	20	5	3	31	6	4	0	42	54	12	8	.323	.354	6
1993	San Francisco	.241	91	241	28	58	87	12	1	5	27	0	0	0	27	39	6	3	.317	.361	1
	Phoenix	.467	3	15	4	7	7	0	0	0	2	0	0	1	1	1	0	0	.500	.467	3
1994	San Francisco	.247	97	235	23	58	85	9	3	4	27	2	0	2	21	22	3	4	.314	.362	3
1995	Chicago (AL)	.307	118	303	49	93	132	16	4	5	37	9	4	1	32	41	8	2	.371	.436	3
1996	Chicago (AL)	.318	146	440	85	140	206	20	8	10	53	2	1	3	52	52	15	7	.393	.468	6
1997	Chicago (AL)	.286	145	504	78	144	208	16	6	12	55	5	6	3	55	69	12	6	.356	.413	7
1998	Tampa Bay	.256	90	309	31	79	99	11	0	3	20	0	1	2	35	52	8	7	.334	.320	1
1999	Tampa Bay	.284	143	514	79	146	199	25	5	6	66	10	5	5	60	76	13	6	.361	.387	8
2000	Tampa Bay	.260	29	104	12	27	38	4	2	1	12	1	2	0	10	17	1	4	.319	.365	0
	Chicago (NL)	.185	18	54	5	10	13	1	1	0	1	0	0	0	2	8	1	0	.214	.241	1
	Texas	.269	38	119	14	32	44	4	1	2	12	0	0	1	14	20	2	1	.351	.370	0
2001	Toronto	.311	47	180	29	56	74	10	1	2	22	0	1	1	24	28	4	2	.393	.411	2
	Atlanta	.287	120	237	33	68	91	11	3	2	20	0	0	1	21	44	3	3	.347	.384	0
MLB TOTALS		.276	1918	5795	795	1599	2254	238	72	91	580	53	37	28	567	893	183	94	.341	.389	68
MINORS TOTALS		.296	321	1120	166	332	455	48	15	15	136	6	9	6	174	165	110	37	.391	.406	19

## 2001 POSTSEASON

RD.	CLUB, OPP.	AVG	G	AB	R	H	TB	2B	3B	HR	RBI	SH	SF	HP	BB	SO	SB	CS	OBP	SLG	E
NLDS	ATL vs. HOU	.000	1	1	0	0	0	0	0	0	0	0	0	0	0	0	0	0	.000	.000	0
NLCS	ATL vs. ARI	.200	4	5	0	1	1	0	0	0	0	0	0	0	1	0	0	0	.200	.200	0
TOTALS		.167	5	6	0	1	1	0	0	0	0	0	0	0	1	0	0	0	.167	.167	0



NATIONALS PARK  
COMMUNITY RELATIONS  
DREAM FOUNDATION  
YOUTH BASEBALL ACADEMY  
FRONT OFFICE | OWNERSHIP  
MANAGER | COACHING STAFF  
PLAYERS  
2018 IN REVIEW  
HISTORY AND RECORDS  
SCOUTING | RESEARCH | PLAYER DEV.  
MEDIA

DAVE MARTINEZ // MANAGER

MANAGERS

		FRANCHISE HISTORY							FRANCHISE HISTORY				
MANAGER	YEARS	W	L	T	PCT	GAMES	MANAGER	YEARS	W	L	T	PCT	GAMES
Gene Mauch	1969-75	499	627	1	.443	1127	Felipe Alou	1992-01	691	717	1	.490	1409
Karl Kuehl	1976	43	85	0	.336	128	Jeff Torborg	2001	47	62	0	.431	109
Charlie Fox	1976	12	22	0	.353	34	Frank Robinson	2002-06	385	425	0	.475	810
Dick Williams	1977-81	380	347	0	.523	727	Manny Acta	2007-09	158	252	0	.385	410
Jim Fanning	1981-82, 1984	116	103	0	.530	219	Jim Riggleman	2009-11	140	172	0	.449	312
Bill Virdon	1983-84	146	147	1	.497	294	Davey Johnson	2011-13	224	183	0	.550	407
Buck Rodgers	1985-91	520	499	1	.510	1020	Matt Williams	2014-15	179	145	0	.552	324
Tom Runnels	1991-92	68	81	0	.456	149	Dusty Baker	2016-17	192	132	0	.593	324
							Dave Martinez	2018-	82	80	0	.506	162

		WASHINGTON NATIONALS HISTORY (2005-pres.)				
MANAGER	YEARS	W	L	T	PCT	GAMES
Frank Robinson	2005-06	152	172	0	.469	324
Manny Acta	2007-09	158	252	0	.385	410
Jim Riggleman	2009-11	140	172	0	.449	312
Davey Johnson	2011-13	224	183	0	.550	407
Matt Williams	2014-15	179	145	0	.552	324
Dusty Baker	2016-17	192	132	0	.593	324
Dave Martinez	2018-	82	80	0	.506	162



# 12

## CHIP HALE

**BENCH COACH**

**NATIONALS TENURE:** Second season  
**PRO BASEBALL TENURE:** 33rd season  
**BORN:** 12/2/64 San Jose, CA  
**2018 OPENING DAY AGE:** 54  
**RESIDES:** Tucson, AZ



**RESUME**

Chip Hale returns to the Nationals as bench coach for his second season after joining Dave Martinez's staff in 2018...He came to Washington after spending the 2017 season as third base coach of the Oakland Athletics...Hale brings managerial experience, as he led the Arizona Diamondbacks for two seasons (2015-2016), compiling a 148-176 (.457) record as a manager...From 2012-14, Hale served as bench coach on Bob Melvin's Oakland A's staff, and, prior to that, he spent two seasons (2010-11) as the New York Mets' third base coach...From 2007-09, Hale played a prominent role as third base coach and infield instructor for the Arizona Diamondbacks, including the club's 2007 National League West Division championship run...Prior to his Major League coaching roles, Hale spent six seasons as a manager in Arizona's Minor League system...He capped off his Minor League managing career by leading the Triple-A Tucson Sidewinders to the 2006 Pacific Coast League title and the Triple-A National Championship with a franchise-best 91-53 record...His 233 wins and .540 winning percentage as Tucson's manager from 2004-2006 stand as all-time franchise records...He led Double-A El Paso to the 2002 Texas League championship and he skipped the Rookie-League Missoula Osprey to the Pioneer League's Northern Division second-half championship in 2001...Following the 2001 season, he was named *Baseball America's* Rookie-Level Manager of the Year.

**MANAGERIAL RECORD**

YEAR	CLUB	LEAGUE	W	L	PCT	FINISH
2000	Missoula	Pioneer League	44	32	.579	2nd
2001	Missoula	Pioneer League	52	24	.684	2nd
2002	El Paso	Texas League	76	62	.551	2nd
2004	Tucson	Pacific Coast League	74	70	.514	7th
2005	Tucson	Pacific Coast League	68	76	.472	11th
2006	Tucson	Pacific Coast League	91	53	.632	1st
2015	Arizona	National League	79	83	.488	3rd
2016	Arizona	National League	69	93	.426	4th
<b>MINORS TOTALS</b>			<b>405</b>	<b>317</b>	<b>.561</b>	
<b>MLB TOTALS</b>			<b>148</b>	<b>176</b>	<b>.457</b>	

**AWARDS AND HONORS**

- 2006..... Pacific Coast League Manager of the Year
- 2006..... Pacific Coast League Champion
- 2006..... Triple-A National Champion
- 2002..... Texas League Champion
- 2001..... Rookie Level Manager of the Year (*Baseball America*)
- 2001..... Pioneer League Northern Division Champion

**PLAYING CAREER**

Hale played parts of seven Major League seasons for Minnesota (1989-96) and the Los Angeles Dodgers (1997)...He hit .277 with 27 doubles, one triple, seven homers, 78 RBI, 58 walks and 62 runs scored in 333 games...He appeared at second base (64 G), third base (59 G), first base (17 G), right field (4 G) and shortstop (1 G)...Hale was originally selected by Minnesota in the 17th round of the 1987 Draft.

**PERSONAL**

Walter William (Chip) Hale III was born in San Jose, Calif. and graduated from Campolindo (CA) High School...He attended the University of Arizona where he started every game of his collegiate career, setting a record that would not be broken until 2001...Hale established school career marks for most hits and walks, and batted .345 for the 1986 Wildcat team that won the College World Series...He was co-captain of that squad...Hale and his wife, Judith, have three children: Jack, Edward and Sabrina.





## HALE PLAYING CAREER

YEAR	CLUB	AVG	G	AB	R	H	TB	2B	3B	HR	RBI	SH	SF	HP	BB	SO	SB	CS	OBP	SLG	E
1987	Kenosha	.345	87	339	65	117	164	12	7	7	65	0	7	4	33	26	3	3	.402	.484	10
1988	Orlando	.261	133	482	62	126	181	20	1	11	65	5	3	3	64	31	8	3	.350	.376	23
1989	Minnesota	<b>.209</b>	<b>28</b>	<b>67</b>	<b>6</b>	<b>14</b>	<b>17</b>	<b>3</b>	<b>0</b>	<b>0</b>	<b>4</b>	<b>1</b>	<b>2</b>	<b>0</b>	<b>1</b>	<b>6</b>	<b>0</b>	<b>0</b>	<b>.214</b>	<b>.254</b>	<b>1</b>
	Portland	.273	108	411	49	112	152	16	9	2	34	5	2	1	35	55	3	2	.330	.370	10
1990	Minnesota	<b>.000</b>	<b>1</b>	<b>2</b>	<b>0</b>	<b>0</b>	<b>0</b>	<b>0</b>	<b>0</b>	<b>0</b>	<b>2</b>	<b>0</b>	<b>2</b>	<b>0</b>	<b>0</b>	<b>1</b>	<b>0</b>	<b>0</b>	<b>.000</b>	<b>.000</b>	<b>0</b>
	Portland	.280	130	479	71	134	171	24	2	3	40	7	7	1	68	57	6	6	.366	.357	13
1991	Portland	.241	110	352	45	85	110	16	3	1	37	5	5	0	47	22	3	3	.327	.313	10
1992	Portland	.285	132	474	77	135	179	25	8	1	53	4	6	0	73	45	3	3	.376	.378	9
1993	Minnesota	<b>.333</b>	<b>69</b>	<b>186</b>	<b>25</b>	<b>62</b>	<b>79</b>	<b>6</b>	<b>1</b>	<b>3</b>	<b>27</b>	<b>2</b>	<b>1</b>	<b>6</b>	<b>18</b>	<b>17</b>	<b>2</b>	<b>1</b>	<b>.408</b>	<b>.425</b>	<b>4</b>
	Portland	.280	55	211	37	59	83	15	3	1	24	3	1	0	21	13	2	1	.343	.393	11
1994	Minnesota	<b>.263</b>	<b>67</b>	<b>118</b>	<b>13</b>	<b>31</b>	<b>43</b>	<b>9</b>	<b>0</b>	<b>1</b>	<b>11</b>	<b>1</b>	<b>2</b>	<b>1</b>	<b>16</b>	<b>14</b>	<b>0</b>	<b>2</b>	<b>.350</b>	<b>.364</b>	<b>3</b>
1995	Minnesota	<b>.262</b>	<b>69</b>	<b>103</b>	<b>10</b>	<b>27</b>	<b>37</b>	<b>4</b>	<b>0</b>	<b>2</b>	<b>18</b>	<b>0</b>	<b>0</b>	<b>0</b>	<b>11</b>	<b>20</b>	<b>0</b>	<b>0</b>	<b>.333</b>	<b>.359</b>	<b>0</b>
	Salt Lake	.286	16	49	5	14	18	4	0	0	2	0	0	0	7	5	0	1	.375	.367	0
1996	Minnesota	<b>.276</b>	<b>85</b>	<b>87</b>	<b>8</b>	<b>24</b>	<b>32</b>	<b>5</b>	<b>0</b>	<b>1</b>	<b>16</b>	<b>0</b>	<b>1</b>	<b>0</b>	<b>10</b>	<b>6</b>	<b>0</b>	<b>0</b>	<b>.347</b>	<b>.368</b>	<b>0</b>
1997	Los Angeles (NL)	<b>.083</b>	<b>14</b>	<b>12</b>	<b>0</b>	<b>1</b>	<b>1</b>	<b>0</b>	<b>0</b>	<b>0</b>	<b>0</b>	<b>0</b>	<b>0</b>	<b>0</b>	<b>2</b>	<b>4</b>	<b>0</b>	<b>0</b>	<b>.214</b>	<b>.083</b>	<b>0</b>
	Albuquerque	.267	88	247	43	66	88	16	0	2	30	4	2	2	58	26	3	3	.408	.356	3
1998	Memphis	.268	132	411	60	110	155	21	0	8	66	4	3	0	62	37	1	3	.361	.377	7
<b>MINORS TOTALS</b>		.277	991	3455	514	958	1301	169	33	36	416	37	36	11	468	317	32	28	.362	.377	96
<b>MLB TOTALS</b>		.277	333	575	62	159	209	27	1	7	78	4	8	7	58	68	2	3	.346	.363	8







# DEREK LILLIQUIST

# 38

**PITCHING  
COACH**

**NATIONALS TENURE:** *Second season*  
**PRO BASEBALL TENURE:** *28th season*  
**BORN:** *2/20/66 Winter Park, FL*  
**2018 OPENING DAY AGE:** *53*  
**RESIDES:** *Vero Beach, FL*

## RESUME

Lilliquist enters his second season with the Nationals after 16 years with the St. Louis Cardinals...Serving as the Cardinals' bullpen coach in 2011, Lilliquist took over the pitching coach duties full-time in August of 2012....During his five full seasons as the Cardinals' pitching coach (2013-17), St. Louis hurlers posted a 3.59 ERA, the third-best mark in the Major Leagues over that stretch...Under his watch, the Cardinals pitching staff compiled a Major League-best 2.94 ERA during the 2015 season...It was the team's lowest mark since 1969 and the lowest in Major League Baseball since 1988...In 2014, the staff tallied an MLB-best 23 shutouts, the most by a Cardinals team since the mound was lowered after the 1968 season...Prior to his stint with the Major League club, he served as St. Louis' Minor League pitching coordinator from 2008-2010...In that role, he was tasked with rehabilitating pitchers...Lilliquist made his professional coaching debut in 2002 as pitching coach for the Rookie-level Johnson City Cardinals and held the same role for the 2003 Peoria Chiefs before spending four seasons (2004-07) with the Single-A Palm Beach Cardinals.

## AWARDS AND HONORS

2011..... World Series Champion (STL)

## PLAYING CAREER

A first round selection (No. 6 overall) by Atlanta in the 1987 Draft, Lilliquist appeared in 262 games across eight Major League seasons with five different clubs...He broke into the big leagues in 1989 as a starter, making 48 starts for Atlanta (1989-90) and San Diego (1990) in his first two Major League seasons...He transitioned to the bullpen during the 1990 season and would go on to work out of the bullpen for the rest of his career...He spent two seasons (1990-91) with San Diego and three with Cleveland (1992-94) before capping his career with Boston (1995) and Cincinnati (1996)...All told, Lilliquist went 25-34 with 17 saves and a 4.13 ERA in 262 Major League games (52 starts).

## PERSONAL

Derek "Lilly" Lilliquist graduated from Sarasota (FL) High School before going on to have an outstanding collegiate career at the University of Georgia where he went 31-12 with a 3.30 ERA in three seasons for the Bulldogs...In 1987, he led Georgia to the SEC title and a first-ever trip to the NCAA College World Series after being named College Pitcher of the Year by *Baseball America*...He has two children, Derek (24) and Alexandra (22).

## LILLIQUIST CAREER RECORD

YEAR	CLUB	W	L	ERA	G	GS	CG	SHO	SV	IP	H	R	ER	HR	HB	BB	SO	SO/9	WP	BK	BAA
1987	Durham	2	1	2.88	3	3	2	0	0	25.0	13	9	8	1	1	6	29	10.4	0	0	—
	Braves	0	0	0.00	2	2	0	0	0	13.0	3	0	0	0	0	2	16	11.1	0	0	—
1988	Richmond	10	12	3.38	28	28	2	0	0	170.2	179	70	64	11	1	36	80	4.2	5	6	—
1989	Atlanta	8	10	3.97	32	30	0	0	0	165.2	202	87	73	16	2	34	79	4.3	4	3	.301
1990	Atlanta	2	8	6.28	12	11	0	0	0	61.2	75	45	43	10	1	19	34	5.0	0	2	.301
	San Diego	3	3	4.33	16	7	1	1	0	60.1	61	29	29	6	2	23	29	4.3	2	1	.266
	Richmond	4	0	2.57	5	5	1	0	0	35.0	31	11	10	3	0	11	24	6.2	0	0	—
1991	San Diego	0	2	8.79	6	2	0	0	0	14.1	25	14	14	3	0	4	7	4.4	0	0	.379
	Las Vegas	4	6	5.38	33	14	0	0	2	105.1	142	79	63	10	2	33	89	7.6	4	3	—
1992	Cleveland	5	3	1.75	71	0	0	0	6	61.2	39	13	12	5	2	18	47	6.9	2	0	.187
1993	Cleveland	4	4	2.25	56	2	0	0	10	64.0	64	20	16	5	1	19	40	5.6	1	0	.264
1994	Cleveland	1	3	4.91	36	0	0	0	1	29.1	34	17	16	6	1	8	15	4.6	0	0	.304
1995	Boston	2	1	6.26	28	0	0	0	0	23.0	27	17	16	7	0	9	9	3.5	1	0	.303
	Albuquerque	0	0	2.70	13	0	0	0	5	13.1	18	4	4	1	0	3	9	6.1	0	0	—
1996	Cincinnati	0	0	7.36	5	0	0	0	0	3.2	5	3	3	1	0	0	1	2.5	0	0	.357
	Indianapolis	4	1	2.60	47	0	0	0	1	52.0	47	17	15	3	2	7	51	8.8	0	0	—
<b>MINORS TOTALS</b>		24	20	3.56	131	52	5	0	8	414.1	433	190	164	29	6	98	298	6.5	9	9	—
<b>MLB TOTALS</b>		25	34	4.13	262	52	1	1	17	483.2	532	245	222	59	9	134	261	4.9	10	6	.283

NATIONALS PARK  
 COMMUNITY RELATIONS  
 FOUNDATION  
 DREAM  
 YOUTH BASEBALL ACADEMY  
 FRONT OFFICE | OWNERSHIP  
 MANAGER | COACHING STAFF  
 PLAYERS  
 IN REVIEW  
 2018  
 HISTORY AND RECORDS  
 RESEARCH | PLAYER DEV.  
 SCOUTING | MEDIA



DEREK LILLQUIST // PITCHING COACH



Derek Lillquist



Derek Lillquist



Kevin Long

# 54

## KEVIN LONG

### HITTING COACH

**NATIONALS TENURE:** Second season  
**PRO BASEBALL TENURE:** 30th season  
**BORN:** 12/30/66 Van Nuys, CA  
**2018 OPENING DAY AGE:** 52  
**RESIDES:** Scottsdale, AZ



#### RESUME

Long embarks on his second season with Washington after a 2018 season in which Washington's offense ranked in the top five in the National League in on-base percentage (1st, .335), runs scored (3rd, 771), OPS (3rd, .753), slugging percentage (4th, .419) and batting average (T4th, .254) in 2018... He joined the Nationals in 2018 after three seasons (2015-17) in the same role with the New York Mets and eight seasons (2007-14) in that role with the New York Yankees...Under Long's tutelage, the Mets hit a franchise-record 218 home runs in 2016...The Yankees led the Major Leagues in runs scored in three of his seven seasons with the club, and over the totality of his eight seasons, New York led the Major Leagues in home runs (1,584), RBI (6,206), and ranked second in runs scored (6,485)...From 2004-06, Long served as the Yankees' hitting coach at Triple-A Columbus, and in the same role for Triple-A Omaha (2002-03), and Double-A Wichita (2000-01)...Long began his coaching career in 1998 as the manager of the Carolina League Wilmington Blue Rocks...In 1999, he was named Northwest League co-Manager of the Year after leading the Spokane Indians to the Northwest League title.

#### MANAGERIAL RECORD

YEAR	CLUB	LEAGUE	W	L	PCT	FINISH
1998	Wilmington	Carolina League	86	54	.614	1st
1999	Spokane	Northwest League	44	32	.579	1st
<b>MINORS TOTALS</b>			<b>216</b>	<b>130</b>	<b>.602</b>	

#### AWARDS AND HONORS

- 2009..... World Series Champion (NYY)
- 1999..... Northwest League co-Manager of the Year

#### PLAYING CAREER

Long was selected by the Kansas City Royals in the 31st round of the 1989 Draft...He played eight seasons in the Royals' Minor League system, hitting .273 with 137 doubles, 21 triples, 14 home runs, 241 RBI, 288 walks and 361 runs scored in 671 games.

#### PERSONAL

Kevin Richard Long is a native of Van Nuys, Calif., but graduated from Thunderbird High School in Phoenix, Ariz....He attended the University of Arizona where he was a second-team All-American and a first-team Pac-10 selection in 1989...Long and his wife, Marcey have one daughter, Britney, and two sons Tracy and Jaron...Jaron is a right-handed pitcher in the Nationals farm system...Long is a published author, writing *Cage Rat* a guide to hitting that was published in 2011.

#### LONG PLAYING CAREER

YEAR	CLUB	AVG	G	AB	R	H	TB	2B	3B	HR	RBI	SH	SF	HP	BB	SO	SB	CS	OBP	SLG	E
1989	Eugene	.312	69	260	54	81	111	19	1	3	45	1	6	1	36	40	15	3	.389	.427	5
1990	Baseball City	.282	85	308	53	87	120	17	5	2	33	7	2	0	32	28	22	6	.348	.390	5
1991	Memphis	.275	106	407	60	112	143	18	2	3	35	6	3	2	45	63	27	10	.348	.351	5
1992	Omaha	.228	88	312	28	71	96	16	3	1	29	2	3	0	29	41	9	5	.291	.308	4
1993	Omaha	.255	17	51	7	13	15	2	0	0	4	1	1	0	2	13	3	0	.278	.294	0
	Memphis	.272	79	301	47	82	111	14	6	1	20	2	2	5	37	56	7	11	.359	.369	3
1994	Memphis	.208	10	24	5	5	8	3	0	0	1	0	0	0	5	2	2	0	.345	.333	1
1995	Omaha	.250	22	64	7	16	19	3	0	0	0	1	0	0	5	8	1	2	.304	.297	0
	Wichita	.292	67	250	38	73	92	14	1	1	26	0	0	2	41	29	9	6	.396	.368	3
1996	Wichita	.273	128	436	62	119	165	31	3	3	48	3	5	0	56	36	9	14	.352	.378	5
<b>MINORS TOTALS</b>		<b>.273</b>	<b>671</b>	<b>2413</b>	<b>361</b>	<b>659</b>	<b>880</b>	<b>137</b>	<b>21</b>	<b>14</b>	<b>241</b>	<b>23</b>	<b>22</b>	<b>10</b>	<b>288</b>	<b>316</b>	<b>104</b>	<b>57</b>	<b>.350</b>	<b>.365</b>	<b>31</b>







# TIM BOGAR

# 24

## FIRST BASE COACH

**NATIONALS TENURE:** *Second season*  
**PRO BASEBALL TENURE:** *31st season*  
**BORN:** *10/28/66 Indianapolis, IN*  
**2018 OPENING DAY AGE:** *52*  
**RESIDES:** *Trophy Club, TX*

### RESUME

Bogar returns for his second season as Washington's first base coach - his 10th season as a Major League coach...Under Bogar's guidance at first base, the Nationals ranked second in the National League in stolen bases (119) and stolen base percentage (78.3%) in 2018...He also serves as Washington's infield instructor...Bogar came to the Nationals after spending two seasons (2016-17) as the Seattle Mariners' bench coach...A veteran Major League coach, Minor League manager, and one-time interim manager for the Texas Rangers (2014), Bogar last manned the first base coaches box for the Boston Red Sox in 2009...Bogar spent the 2015 season as a Special Assistant to the General Manager with the Los Angeles Angels...He served as the bench coach for the Rangers in 2014, and eventually manager...In 2013, he managed Los Angeles Angels' Double-A Arkansas to a 73-66 record and a second-half Northern Division championship...Bogar spent four seasons on the Major League coaching staff with the Red Sox (2009-12), as first base coach (2009), third base coach (2010-11), and bench coach (2012)...Bogar filled the role of quality assurance coach for the Tampa Bay Rays in 2008, working alongside Dave Martinez, after four seasons managing in the Minor Leagues - where he took teams to championship series four times, including winning the Appalachian League title in 2004.

MANAGERIAL RECORD					
YEAR	CLUB	LEAGUE	W	L	PCT FINISH
2004	Greenville	Appalachian League	41	26	.612 1st
2005	Lexington	South Atlantic League	81	58	.583 1st
2006	Akron	Eastern League	87	55	.613 1st
2007	Akron	Eastern League	80	61	.567 3rd
2013	Arkansas	Texas League	73	66	.525 3rd
2014	Texas	American League	14	8	.636 5th
<b>MINORS TOTALS</b>			<b>362</b>	<b>266</b>	<b>.576</b>
<b>MLB TOTALS</b>			<b>14</b>	<b>8</b>	<b>.636</b>

AWARDS AND HONORS	
2013.....	Texas League Northern Division Championship (second half)
2006.....	Eastern League Manager of the Year
2004.....	Appalachian League Championship
2004.....	Appalachian League Manager of the Year

### PLAYING CAREER

Bogar played parts of nine Major League seasons, appearing in 701 games for the New York Mets (1993-96), Houston Astros (1997-2000) and the Los Angeles Dodgers (2001)...He was a part of three consecutive National League Central titles with the Astros...Primarily a shortstop during his nine-year Major League playing career, Bogar appeared at shortstop, third base, first base, second base, left field, and even pitched twice...He was selected by the New York Mets in the eighth round of the 1987 Draft and went on to hit .228 with 69 doubles, nine triples, 24 homers, 161 RBI, 143 walks and 180 runs scored in his career.

### PERSONAL

Timothy Paul Bogar is a native of Indianapolis, Ind. and graduated from Buffalo Grove (IL) High School...He attended Eastern Illinois University where he was named Mid-Continent Conference MVP in 1987...Bogar resides in Trophy Club, Tex. with his wife, Wendy, and their four children: sons T.J. and Ty, and daughters Aralee Anne and Jesse Lynn.







# BOBBY HENLEY

# 13

## THIRD BASE COACH

**NATIONALS TENURE:** 17th season, sixth as Third Base Coach  
**PRO BASEBALL TENURE:** 28th season  
**BORN:** 1/30/73 Mobile, AL  
**2018 OPENING DAY AGE:** 46  
**RESIDES:** Mobile, AL

### RESUME

Henley enters his 25th season with the Nationals/Expos organization, 17th as a coach and sixth on the Major League staff...Henley joined the MLB staff as third base coach for the 2014 season...In 2018, he added additional responsibilities as Washington's outfield instructor...Henley served the Nationals organization as Minor League field coordinator from 2010 to 2013...He spent 2006 through 2009 as catching coordinator, as well as manager of the Rookie-level Gulf Coast League Nationals, and guided the GCL Nationals to a league championship in 2009, posting a 36-19 mark before going a perfect 3-0 in the playoffs...Henley held previous managerial posts in the Nationals' system as well, including stints with Single-A Potomac (2005), Single-A Savannah (2004) and the GCL Expos (2003).

### MANAGERIAL RECORD

YEAR	CLUB	LEAGUE	W	L	PCT	FINISH
2003	GCL Expos	Rookie-level Gulf Coast League	25	33	.431	4
2004	Savannah	Single-A South Atlantic League	58	80	.420	7
2005	Potomac	Single-A Carolina League	63	77	.450	4/3
2006	GCL Nationals	Rookie-level Gulf Coast League	23	31	.426	4
2007	GCL Nationals	Rookie-level Gulf Coast League	23	31	.426	4
2008	GCL Nationals	Rookie-level Gulf Coast League	33	22	.600	1
2009	GCL Nationals	Rookie-level Gulf Coast League	36	19	.655	2
<b>MINORS TOTALS</b>			<b>261</b>	<b>293</b>	<b>.471</b>	

### PLAYING CAREER

Selected by the Montreal Expos in the 26th round of the 1991 First-Year Player Draft, Henley appeared in 41 games for the Expos in 1998, hitting .304 with three home runs and 18 RBI...He made his MLB debut on July 19, 1998 in Montreal against the Pittsburgh Pirates and made the first start of his MLB career the next night, July 20 vs. PHI, and singled to center field off Curt Schilling in his first career at-bat...Taxed Pedro Astacio for his first career big league home run on Aug. 12 at Coors Field...Once considered a significant Major League catching talent, Henley was unfortunately hit particularly hard by injuries (shoulder, elbow), which led to the end of his playing career.

### PERSONAL

Robert "Bobby" Clifton Henley...Attended Okaloosa-Walton (FL) Junior College...Graduated from Mobile County (AL) High in 1991...Resides in Grand Bay, Ala., with his wife, Catina and two children: Anna and Joe.

### HENLEY CAREER RECORD

YEAR	CLUB	AVG	G	AB	R	H	TB	2B	3B	HR	RBI	SH	SF	HP	BB	SO	SB	CS	OBP	SLG	E
1993	Jamestown	.257	60	206	25	53	92	10	4	7	29	1	1	1	20	60	0	1	.325	.447	4
1994	Burlington	.301	98	346	72	104	186	20	1	20	67	1	3	10	49	91	1	2	.400	.538	11
1995	Albany	.281	102	335	45	94	125	20	1	3	46	1	2	11	83	57	1	2	.436	.373	14
1996	Harrisburg	.228	103	289	33	66	89	12	1	3	27	9	2	3	70	78	1	2	.382	.308	9
1997	Harrisburg	.304	79	280	41	85	140	19	0	12	49	0	4	5	32	40	5	1	.380	.500	3
1998	Jupiter	.340	13	50	10	17	26	3	0	2	14	0	1	2	5	5	1	1	.414	.520	1
	Ottawa	.246	37	126	13	31	51	6	1	4	20	1	2	1	12	34	1	1	.312	.405	2
	<b>Montreal</b>	<b>.304</b>	<b>41</b>	<b>115</b>	<b>16</b>	<b>35</b>	<b>54</b>	<b>8</b>	<b>1</b>	<b>3</b>	<b>18</b>	<b>2</b>	<b>1</b>	<b>3</b>	<b>11</b>	<b>26</b>	<b>3</b>	<b>0</b>	<b>.377</b>	<b>.470</b>	<b>1</b>
1999	GCL Expos	.250	2	4	0	1	1	0	0	0	1	0	1	0	1	0	0	0	.333	.250	1
2002	Hickory	.000	1	3	0	0	0	0	0	0	0	0	0	0	1	1	0	0	.250	.000	0
<b>MINORS TOTALS</b>		.275	495	1639	239	451	710	90	8	51	253	13	16	33	273	367	10	10	.386	.433	45
<b>MLB TOTALS</b>		.304	41	115	16	35	54	8	1	3	18	2	1	3	11	26	3	0	.377	.470	1



## TIM BOGAR // FIRST BASE COACH

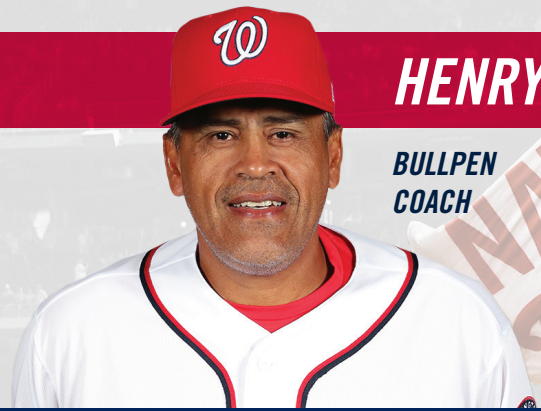
## BOGAR CAREER RECORD

YEAR	CLUB	AVG	G	AB	R	H	TB	2B	3B	HR	RBI	SH	SF	HP	BB	SO	SB	CS	OBP	SLG	E
1987	Little Falls	.234	58	205	31	48	57	9	0	0	23	0	2	3	18	39	2	2	.303	.278	24
1988	St. Lucie	.275	76	236	34	65	80	7	1	2	30	4	1	2	34	57	9	7	.370	.339	19
	Columbia	.282	45	142	19	40	57	4	2	3	21	1	2	3	22	29	5	3	.385	.401	8
1989	Jackson	.266	112	406	44	108	143	13	5	4	45	3	5	7	41	57	8	3	.340	.352	29
1990	Tidewater	.162	33	117	10	19	21	2	0	0	4	4	0	1	8	22	1	1	.222	.179	10
1991	Tidewater	.257	65	218	23	56	70	11	0	1	23	4	2	1	20	35	1	0	.320	.321	11
	Williamsport	.251	63	243	33	61	83	12	2	2	25	2	4	2	20	44	13	8	.309	.342	8
1992	Tidewater	.279	129	481	54	134	183	32	1	5	38	5	0	3	14	65	7	7	.303	.380	15
1993	New York (NL)	.244	78	205	19	50	72	13	0	3	25	1	1	3	14	29	0	1	.300	.351	9
1994	New York (NL)	.154	50	52	5	8	14	0	0	2	5	2	1	0	4	11	1	0	.211	.269	1
	Norfolk	.105	5	19	0	2	2	0	0	0	1	0	0	0	1	4	0	0	.150	.105	0
1995	New York (NL)	.290	78	145	17	42	52	7	0	1	21	2	1	0	9	25	1	0	.329	.359	6
1996	New York (NL)	.213	91	89	17	19	23	4	0	0	6	3	2	2	8	20	1	3	.287	.258	1
1997	Houston	.249	97	241	30	60	94	14	4	4	30	3	4	3	24	42	4	1	.320	.390	6
1998	Houston	.154	79	156	12	24	33	4	1	1	8	1	1	2	9	36	2	1	.208	.212	3
1999	Houston	.239	106	309	44	74	106	16	2	4	31	0	3	4	38	52	3	5	.328	.343	9
2000	Houston	.207	110	304	32	63	97	9	2	7	33	5	4	3	35	56	1	1	.292	.319	12
2001	Los Angeles (NL)	.333	12	15	4	5	13	2	0	2	2	0	0	0	2	1	0	0	.412	.867	0
	Las Vegas	.250	16	52	8	13	18	5	0	0	4	0	0	0	3	11	0	1	.291	.346	3
2002	Colorado Springs	.163	13	43	2	7	8	1	0	0	1	0	0	0	1	6	0	2	.182	.186	2
<b>MINORS TOTALS</b>		.256	615	2162	258	553	722	96	11	17	215	23	16	22	182	369	46	34	.318	.334	129
<b>MLB TOTALS</b>		.228	701	1516	180	345	504	69	9	24	161	17	17	17	143	272	13	12	.298	.332	47

## 1999 POSTSEASON

RD.	CLUB, OPP.	AVG	G	AB	R	H	TB	2B	3B	HR	RBI	SH	SF	HP	BB	SO	SB	CS	OBP	SLG	E
NLDS	HOU vs. ATL	.750	2	4	0	3	4	1	0	0	1	0	0	0	1	0	0	0	.800	1.000	0
<b>TOTALS</b>		.750	2	4	0	3	4	1	0	0	1	0	0	0	1	0	0	0	.800	1.000	0





# HENRY BLANCO

# 35

## BULLPEN COACH

**NATIONALS TENURE:** Second season  
**PRO BASEBALL TENURE:** 30th season  
**BORN:** 8/29/71 Caracas, VEN  
**2018 OPENING DAY AGE:** 47  
**RESIDES:** Caracas, VEN

### RESUME

Blanco returns as the Nationals bullpen coach in 2019...He joined the Nationals staff after serving as the Chicago Cubs' quality assurance coach for three seasons (2015-17) alongside Dave Martinez...The 2019 season will mark his sixth season as a coach, adding a year as an assistant coach/bullpen catcher for the Arizona Diamondbacks in 2014, and his 30th in professional baseball...Blanco joined the coaching ranks after a 16-year Major League career.

### AWARDS AND HONORS

2016..... World Series Champion (CHI)

### PLAYING CAREER

A catcher during his playing career, Blanco appeared with 11 different Major League teams...Originally signed by the Dodgers as a non-drafted free agent in November, 1989, Blanco appeared in the Major Leagues for the Dodgers (1997), Rockies (1999), Brewers (2000-01), Braves (2002-03), Twins (2004), Cubs (2005-08), Padres (2009), Mets (2010), Diamondbacks (2011-12), Blue Jays (2013), and Mariners (2013)...Blanco finished his Major League career with a 40.5 percent caught-stealing percentage (245-for-605), and was 29 games shy of becoming the eighth player from Venezuela to appear in 1,000 MLB games.

### PERSONAL

Henry Blanco is a native of Caracas, Venezuela and attended Antonio Jose de Sucre High School in Venezuela...Blanco is a participant in the Garth Brooks Teammates for Kids Foundation, which helps raise money for Child Life programs in pediatric hospitals, sports and recreational programs in inner cities, and educational opportunities for the underprivileged.



HENRY BLANCO // BULLPEN COACH

BLANCO CAREER RECORD

YEAR	CLUB	AVG	G	AB	R	H	TB	2B	3B	HR	RBI	SH	SF	HP	BB	SO	SB	CS	OBP	SLG	E
1990	Dodgers	.219	60	178	23	39	50	8	0	1	19	0	4	1	26	41	7	2	.316	.281	11
1991	Vero Beach	.143	5	7	0	1	1	0	0	0	0	0	0	0	2	0	0	0	.333	.143	0
	Great Falls	.255	62	216	35	55	79	7	1	5	28	2	3	1	27	39	3	6	.336	.366	8
1992	Bakersfield	.234	124	401	42	94	134	21	2	5	52	10	9	9	51	91	10	6	.328	.334	14
1993	San Antonio	.195	117	374	33	73	124	19	1	10	42	2	1	4	29	80	3	3	.260	.332	16
1994	San Antonio	.230	132	405	36	93	138	23	2	6	38	5	3	2	53	67	6	6	.320	.341	21
1995	Albuquerque	.227	29	97	11	22	34	4	1	2	13	1	2	0	10	23	0	0	.294	.351	2
	San Antonio	.255	88	302	37	77	139	18	4	12	48	0	0	4	29	52	1	1	.328	.460	11
1996	Albuquerque	.167	2	6	1	1	1	0	0	0	0	0	0	0	3	0	0	0	.167	.167	0
	San Antonio	.267	92	307	39	82	113	14	1	5	40	3	5	0	28	38	2	3	.324	.368	13
1997	Los Angeles (NL)	.400	3	5	1	2	5	0	0	1	1	0	0	0	0	1	0	0	.400	1.000	0
	Albuquerque	.313	91	294	38	92	132	20	1	6	47	1	3	1	37	63	7	4	.388	.449	3
1998	Albuquerque	.269	48	134	19	36	59	11	0	4	23	0	2	0	22	27	2	0	.367	.440	4
	San Bernardino	.316	7	19	5	6	13	1	0	2	3	0	0	0	4	6	1	0	.435	.684	0
1999	Colorado	.232	88	263	30	61	97	12	3	6	28	3	2	1	34	38	1	1	.320	.369	5
	Colorado Springs	.333	15	57	8	19	32	4	0	3	12	1	1	0	1	12	0	1	.339	.561	1
2000	Milwaukee	.236	93	284	29	67	112	24	0	7	31	0	4	0	36	60	0	3	.318	.394	5
	Indianapolis	.333	1	3	1	1	2	1	0	0	0	0	0	0	1	0	0	0	.500	.667	0
2001	Milwaukee	.210	104	314	33	66	108	18	3	6	31	5	2	2	34	72	3	1	.290	.344	6
2002	Atlanta	.204	81	221	17	45	74	9	1	6	22	2	5	1	20	51	0	2	.267	.335	3
2003	Atlanta	.199	55	151	11	30	41	8	0	1	13	3	1	1	10	21	0	0	.252	.272	1
2004	Minnesota	.206	114	315	36	65	116	19	1	10	37	11	3	3	21	56	0	3	.260	.368	7
2005	Chicago (NL)	.242	54	161	16	39	63	6	0	6	25	4	2	0	11	24	0	0	.287	.391	1
2006	Chicago (NL)	.266	74	241	23	64	101	15	2	6	37	4	2	0	14	38	0	0	.304	.419	1
2007	Chicago (NL)	.167	22	54	3	9	12	3	0	0	4	1	1	0	2	12	0	0	.193	.222	0
	Iowa	.200	3	10	2	2	2	0	0	0	1	0	0	0	3	0	0	0	.200	.200	0
	Peoria	.316	8	19	3	6	10	1	0	1	5	0	1	1	3	3	0	0	.417	.526	0
2008	Chicago (NL)	.292	58	120	15	35	47	3	0	3	12	2	0	0	6	22	0	0	.325	.392	2
2009	San Diego	.235	67	204	21	48	78	12	0	6	16	1	1	0	26	50	0	0	.320	.382	0
2010	New York (NL)	.215	50	130	10	28	39	5	0	2	8	0	3	0	11	26	1	0	.271	.300	1
2011	Arizona	.250	37	100	12	25	54	3	1	8	12	0	0	0	12	21	0	1	.330	.540	1
2012	Arizona	.188	21	64	6	12	18	3	0	1	7	0	0	0	3	18	1	0	.224	.281	2
2013	Toronto	.184	15	38	3	7	10	3	0	0	0	1	0	0	4	10	0	0	.262	.263	0
	Seattle	.125	35	96	8	12	23	2	0	3	14	0	0	1	10	26	0	0	.215	.240	3
MINORS TOTALS		.247	884	2829	333	699	1063	152	13	62	371	25	34	23	323	548	42	32	.326	.376	104
MLB TOTALS		.223	971	2761	274	615	998	145	11	72	298	37	26	9	254	546	6	11	.288	.361	38

2002 POSTSEASON

RD.	CLUB.	OPP.	AVG	G	AB	R	H	TB	2B	3B	HR	RBI	SH	SF	HP	BB	SO	SB	CS	OBP	SLG	E
NLDS	ATL	vs. SFG	.167	2	6	0	1	1	0	0	0	0	0	0	0	2	0	0	0	.167	.167	0
TOTALS			.167	2	6	0	1	1	0	0	0	0	0	0	0	2	0	0	0	.167	.167	0

2004 POSTSEASON

RD.	CLUB.	OPP.	AVG	G	AB	R	H	TB	2B	3B	HR	RBI	SH	SF	HP	BB	SO	SB	CS	OBP	SLG	E
ALDS	MIN	vs. NYY	.250	4	8	1	2	5	0	0	1	2	1	1	0	0	2	0	0	.222	.625	0
TOTALS			.250	4	8	1	2	5	0	0	1	2	1	1	0	0	2	0	0	.222	.625	0

2011 POSTSEASON

RD.	CLUB.	OPP.	AVG	G	AB	R	H	TB	2B	3B	HR	RBI	SH	SF	HP	BB	SO	SB	CS	OBP	SLG	E
NLDS	ARI	vs. MIL	.000	1	1	0	0	0	0	0	0	0	0	0	0	0	0	0	0	.000	.000	0
TOTALS			.000	1	1	0	0	0	0	0	0	0	0	0	0	0	0	0	0	.000	.000	0





# 25

## JOE DILLON

**ASSISTANT HITTING COACH**

**NATIONALS TENURE:** Second season  
**PRO BASEBALL TENURE:** 18th season  
**BORN:** 8/2/75 Modesto, CA  
**2018 OPENING DAY AGE:** 43  
**RESIDES:** Rockwall, TX



**RESUME**

Dillon embarks on his second season as assistant hitting coach in 2019...In 2018, he returned to the organization for which he made his coaching debut, rejoining the Nationals organization after two seasons as the Miami Marlins' Minor League hitting coordinator...Dillon served as the hitting coach with Triple-A Syracuse from 2014 to 2015 where he tutored eventual Major Leaguers Michael A. Taylor, Trea Turner, Brian Goodwin and Steven Souza Jr., among others.

**PLAYING CAREER**

Dillon enjoyed a 12-year professional career as a utility infielder, spending time in the Tampa Bay (2009-10), Milwaukee (2007-08), Florida (2004-05), Minnesota (2002) and Kansas City (1997-01) organizations...He made his Major League debut on May 18, 2005 as a member of the Florida Marlins, replacing Mike Lowell at third base...Dillon played in 137 games over four Major League seasons with the Marlins, Brewers and Rays...In 2004 he was named Florida Marlins Minor League Player of the Year...He was selected by the Royals in the seventh round of the 1997 First-Year Player Draft.

**PERSONAL**

Born in Modesto, Calif., Joe Dillon first attended Santa Rosa (CA) Junior College before finishing his collegiate career at Texas Tech University...In his senior season of 1997, Dillon set a Texas Tech record with 33 home runs as he played a key role in the Red Raiders securing the inaugural Big 12 regular season title...He was named the Big 12 Player of the Year and an All-American in 1997...In 2008, he was inducted into the Texas Tech Athletics Hall of Fame.



**DILLON CAREER RECORD**

YEAR	CLUB	AVG	G	AB	R	H	TB	2B	3B	HR	RBI	SH	SF	HP	BB	SO	SB	CS	OBP	SLG	E
1997	Spokane	.214	19	70	6	15	24	3	0	2	6	0	0	1	5	13	1	0	.276	.343	-
1998	Lansing	.261	73	268	37	70	136	17	2	15	43	4	0	0	36	57	9	2	.349	.507	7
1999	Wilmington	.264	134	503	73	133	216	31	2	16	90	2	5	7	59	124	9	6	.347	.429	27
2000	Omaha	.282	45	149	19	42	60	11	2	1	11	0	0	2	17	26	1	0	.363	.403	4
	Wichita	.318	62	220	35	70	120	16	2	10	43	2	5	7	39	38	0	0	.428	.545	8
2001	Wichita	.287	101	369	62	106	176	19	3	15	59	1	3	8	36	60	4	3	.361	.477	16
2002	Edmonton	.167	6	18	5	3	4	1	0	0	0	0	0	0	2	2	1	0	.250	.222	0
	New Britain	.262	103	344	47	90	141	20	2	9	50	0	4	6	54	62	3	1	.368	.410	19
2004	Albuquerque	.325	108	403	96	131	268	33	7	30	86	0	9	10	46	85	12	3	.400	.665	17
	Carolina	.342	33	117	26	40	80	13	0	9	31	0	1	4	14	29	3	2	.426	.684	3
2005	Florida	.167	27	36	6	6	10	1	0	1	1	1	0	1	1	8	0	0	.211	.278	1
	Albuquerque	.360	98	350	80	126	221	21	1	24	72	0	6	12	57	59	11	1	.459	.631	14
2006	Yomiuri (JCPL)	.195	31	87	9	17	28	3	1	2	7	0	0	0	8	17	0	0	.263	.322	3
2007	Milwaukee	.342	39	76	12	26	38	8	2	0	10	0	0	1	5	14	0	0	.390	.500	0
	Nashville	.317	94	319	69	101	193	28	2	20	73	0	7	2	50	34	6	1	.405	.605	8
2008	Milwaukee	.213	56	75	13	16	22	3	0	1	6	1	0	1	13	21	1	0	.337	.293	1
	Nashville	.263	46	171	35	45	70	8	1	5	23	0	3	3	29	30	1	2	.374	.409	5
2009	Tampa Bay	.300	15	30	4	9	12	0	0	1	2	0	0	2	3	4	0	0	.400	.400	0
	Durham	.244	35	123	18	30	41	5	0	2	13	0	4	6	14	17	4	0	.340	.333	2
2010	Durham	.262	96	351	58	92	142	23	0	9	57	2	6	7	34	56	5	0	.334	.405	11
<b>MINORS TOTALS</b>		.290	1053	3775	666	1094	1892	249	24	167	657	11	53	75	492	692	70	21	.378	.501	139
<b>MLB TOTALS</b>		.263	137	217	35	57	82	12	2	3	19	2	0	5	22	47	1	0	.344	.378	2



## CLUBHOUSE STAFF / NATIONALS PARK



Mike Wallace



Matt Rosenthal



Dan Wallin



Ryan Wiebe

**MIKE WALLACE***Clubhouse Manager*

Mike Wallace begins his 47th season in Major League Baseball, his 18th with the Washington Nationals franchise. An everyday presence, Wallace capped a streak of 3,418 consecutive games worked during the 2015 season. The streak came to a close in Game No. 85 of the Nationals' 2015 season at Baltimore, and a new streak began one day later. Wallace's baseball career includes stops with Montreal (2002-04), Florida (1992-01, was the first equipment manager in Marlins history), Kansas City (1989-91) and Texas (1973-88). Wallace graduated from the University of Texas-Arlington and resides in Sterling, VA.

**MATT ROSENTHAL***Visiting Clubhouse Manager*

Entering his 32nd season in professional baseball, Matt Rosenthal begins his 18th year with the Washington Nationals franchise. He embarked on his career in 1987, working at the Atlanta Braves Instructional League in West Palm Beach, Fla. He then transitioned into working at the Spring Training and Minor League facility for the Montreal Expos, who shared the complex with the Braves. In 1993 he joined the Marlins as a clubhouse assistant for Florida's inaugural season, and was appointed Marlins visiting clubhouse manager in Nov., 1997. Rosenthal is a 1992 graduate of Palm Beach (Fla.) Community College and attended Florida Atlantic University.

**DAN WALLIN***Equipment Manager*


This season marks Dan Wallin's 15th with the Washington Nationals, and his 27th year in baseball. A member of the Nationals' clubhouse staff during the club's inaugural campaign in 2005, Wallin previously worked with Montreal (2002-03), Florida (2001), Arizona (1999-2000) and Milwaukee (1992-98). He attended Itasca (MN) CC and graduated from the University of Minnesota-Duluth. The Minneapolis native currently resides in Martinsburg, WV.



Andrew Melnick



Greg Melnick



Mike Gordon

**SUPPORT STAFF**Octavio Martinez (7th season)  
Field Staff, Coordinator/InterpreterAli Modami (8th season)  
Batting Practice Pitcher (L)Nilson Robledo (16th season)  
B.P. Pitcher (R)/Bullpen Catcher



PLAYERS







# AUSTIN ADAMS

# 70

**RHP**
**BATS:** RIGHT

**BORN:** 5/5/91 Tampa, FL

**THROWS:** RIGHT

**'19 OPENING DAY AGE:** 27

**HEIGHT:** 6'3"

**MLB SERVICE:** 0.043

**WEIGHT:** 220

**ACQUIRED:** Acquired by Washington from Los Angeles (AL) along with RHP Kyle McGowin in exchange for INF Danny Espinosa, Dec. 10, 2016

**ADAMS CAREER RECORD**

YEAR	CLUB	W	L	ERA	G	GS	CG	SHO	SV	IP	H	R	ER	HR	HB	BB	SO	SO/9	WP	BK	BAA
2012	Orem	0	1	5.46	25	0	0	0	4	28.0	22	20	17	4	4	15	31	10.5	6	0	.220
2013	Burlington	2	1	3.98	27	0	0	0	1	31.2	25	17	14	0	1	17	36	10.2	14	0	.212
2014	Inland Empire	3	2	3.79	42	0	0	0	1	59.1	27	28	25	3	10	53	80	12.1	14	2	.141
2015	Inland Empire	2	1	2.45	9	0	0	0	0	14.2	10	5	4	0	2	7	21	12.9	3	0	.189
	Arkansas	1	1	2.95	27	0	0	0	1	36.2	22	13	12	0	2	31	49	12.0	8	1	.183
	Salt Lake	0	0	9.82	2	0	0	0	0	3.2	1	4	4	0	0	9	1	2.5	1	0	.091
2016	Arkansas	0	1	3.05	32	0	0	0	4	41.1	29	14	14	2	3	24	61	13.3	4	0	.199
	AZL Angels	0	0	3.00	2	0	0	0	0	3.0	1	1	1	0	0	0	2	6.0	0	0	.100
2017	Syracuse	6	2	2.14	44	0	0	0	5	59.0	44	22	14	2	4	37	91	13.9	9	0	.199
	Washington	0	0	3.60	6	0	0	0	0	5.0	4	4	2	0	1	8	10	18.0	1	0	.211
2018	Syracuse	1	4	3.50	41	0	0	0	9	46.1	47	24	18	1	6	20	78	15.2	3	3	.260
	Washington	0	0	0	2	0	0	0	0	1.0	1	0	0	0	0	3	0	0.0	0	0	.250
<b>MINORS TOTALS</b>		15	13	3.42	251	0	0	0	25	323.2	228	148	123	12	32	213	450	12.6	62	6	.198
<b>MLB TOTALS</b>		0	0	3.00	8	0	0	0	0	6.0	5	4	2	0	1	11	10	15.0	1	0	.217

**CAREER**

Right-hander with a fastball/slider repertoire that has yielded 12.6 strikeouts per 9.0 innings in his seven-year Minor League career...His 12.6 strikeouts per 9.0 IP rank first in all of Minor League baseball since 2012 (min. 300.0 IP).

**AWARDS AND HONORS**

2016..... Los Angeles (AL) No. 19 prospect, per *Baseball America*  
2014..... California League All-Star (mid-season)

**2018**

Appeared in two games across one stint with Washington from April 25-29...Spent the rest of the season with Triple-A Syracuse...Recorded 78 strikeouts and surrendered just one homerun in 46.1 innings...Posted career marks in strikeouts per 9.0 (15.2), walks per 9.0 (3.9) and strikeout-to-walk ratio (3.90).

**2017**

Spent the majority of the season with Triple-A Syracuse...Made his Major League debut on July 15 at Cincinnati...Earned a Sept. recall that featured five MLB appearances...Pitched to a 1.80 ERA (1 ER/5.0 IP) in those five Sept. appearances...Opposing batters hit .176 against him in Sept. (3-for-17)...From June 15 through the end of the Triple-A Season, went 4-1 with four saves and a 1.25 ERA (5 ER/36.0 IP).

**2016**

Spent the majority of the season with Double-A Arkansas, posting a 3.05 ERA in 32 relief appearances...Improved his walks per 9.0 IP (7.7 in 2015, 4.9 in 2016) and WHIP (1.45 in 2015, 1.22 in 2016).

**2015**

Went 3-2 with one save and a 3.27 ERA in 38 games across three levels of the Angels' system...Did not allow a home run in 55.0 innings pitched.

**2014**

Spent the entire season at Single-A Inland Empire...Appeared in a career-high 42 games...Was named a California League mid-season All-Star.

**2013**

Went 2-1 with one save and a 3.98 ERA in 27 games for Single-A Burlington.

**2012**

Reported to short-season Single-A Orem...Recorded four saves in 24 appearances out of the bullpen.

**PERSONAL**

Austin Lance Adams...Attended the University of South Florida...In his final season at USF, picked up three saves in a four-game span to help the Bulls reach their first ever Big East Championship final.

**ADAMS**
**CAREER TRANSACTIONS**

2012 ..... Selected by LAA in eighth round of First-Year Player Draft.  
2016 ..... Acquired by Washington, along with RHP Kyle McGowin, in exchange for INF Danny Espinosa, Dec. 10.

**SIGNED BY**

Tom Kotchman (Angels)

**CAREER FIELDING**

YEAR / POS.	PCT.	G	PO	A	E	TC	DP
2018 / P	—	2	0	0	0	0	0
Career / P	1.000	8	1	0	0	1	0





# MATT ADAMS

# 15

**1B/OF**

**BATS:** LEFT      **BORN:** 8/31/88 Philipsburg, PA  
**THROWS:** RIGHT      **'19 OPENING DAY AGE:** 30  
**HEIGHT:** 6'3"      **MLB SERVICE:** 6.033  
**WEIGHT:** 245      **ACQUIRED:** Signed as a free agent,  
 Dec. 18, 2018

[bigcityforreal](#)

[@BigCityForReal](#)

## ADAMS CAREER RECORD

YEAR	CLUB	AVG	G	AB	R	H	TB	2B	3B	HR	RBI	SH	SF	HP	BB	SO	SB	CS	OBP	SLG	OPS	E
2009	Johnson City	.365	32	115	15	42	66	6	0	6	25	0	3	1	9	20	0	0	.406	.574	.980	2
	Batavia	.346	31	130	16	45	68	11	0	4	27	0	1	0	11	21	0	0	.394	.523	.917	4
2010	Quad Cities	.310	121	464	71	144	251	41	0	22	88	0	9	4	33	78	5	1	.355	.541	.896	10
	Springfield	.300	115	463	80	139	262	23	2	32	101	0	6	4	40	90	0	1	.357	.566	.923	8
2011	Memphis	.329	67	258	41	85	161	22	0	18	50	0	3	0	15	57	3	1	.362	.624	.986	4
	St. Louis	.244	27	86	8	21	33	6	0	2	13	0	0	0	5	24	0	0	.286	.384	.670	3
2013	St. Louis	.284	108	296	46	84	149	14	0	17	51	0	0	0	23	80	0	1	.335	.503	.838	2
	Springfield*	.250	3	12	1	3	4	1	0	0	2	0	0	0	0	4	0	0	.250	.333	.583	0
2014	St. Louis	.288	142	527	55	152	241	34	5	15	68	0	7	3	26	114	3	2	.321	.457	.778	9
	Memphis*	.200	4	15	1	3	4	1	0	0	2	0	0	0	0	2	0	0	.200	.267	.467	0
2015	St. Louis	.240	60	175	14	42	66	9	0	5	24	0	1	0	10	41	1	0	.280	.377	.657	3
2016	St. Louis	.249	118	297	37	74	140	18	0	16	54	0	3	2	25	81	0	1	.309	.471	.780	7
	Memphis*	.188	5	16	4	3	7	1	0	1	2	0	0	0	4	3	0	0	.350	.438	.788	0
2017	St. Louis	.292	31	48	4	14	19	2	0	1	7	0	1	0	4	17	0	0	.340	.396	.736	0
	Atlanta	.271	100	291	42	79	158	20	1	19	58	0	3	1	19	71	0	0	.315	.543	.858	7
2018	Washington	.257	94	249	37	64	127	9	0	18	48	0	0	4	24	55	0	0	.332	.510	.842	1
	Harrisburg*	.000	1	3	0	0	0	0	0	0	0	0	0	0	0	2	0	0	.000	.000	.000	0
	St. Louis	.158	27	57	5	9	19	1	0	3	9	0	0	0	3	18	0	0	.200	.333	.533	2
<b>MINORS TOTALS</b>		.314	379	1476	229	464	823	106	2	83	297	0	22	9	112	277	8	3	.361	.558	.919	28
<b>MLB TOTALS</b>		.266	707	2026	248	539	952	113	6	96	332	0	15	10	139	501	4	4	.314	.470	.784	34

\* - Rehab Assignment

## 2013 POSTSEASON

RD.	CLUB, OPP	AVG	G	AB	R	H	TB	2B	3B	HR	RBI	SH	SF	HP	BB	SO	SB	CS	OBP	SLG	OPS	E
NLDS	STL vs. PIT	.316	5	19	3	6	10	1	0	1	2	0	0	1	1	3	0	0	.381	.526	.907	0
NLCS	STL vs. LAD	.227	6	22	2	5	6	1	0	0	2	0	0	0	2	9	0	0	.292	.273	.564	0
WS	STL vs. BOS	.136	6	22	0	3	4	1	0	0	0	0	0	0	0	7	0	0	.136	.182	.318	0
<b>TOTALS</b>		.222	17	63	5	14	20	3	0	1	4	0	0	1	3	19	0	0	.269	.317	.586	0

## 2014 POSTSEASON

RD.	CLUB, OPP	AVG	G	AB	R	H	TB	2B	3B	HR	RBI	SH	SF	HP	BB	SO	SB	CS	OBP	SLG	OPS	E
NLDS	STL vs. LAD	.250	4	12	2	3	6	0	0	1	4	0	0	0	3	2	0	0	.400	.500	.900	0
NLCS	STL vs. SFG	.222	5	18	3	4	10	0	0	2	3	0	0	0	2	3	0	0	.300	.556	.856	0
<b>TOTALS</b>		.233	9	30	5	7	16	0	0	3	7	0	0	0	5	5	0	0	.343	.533	.876	0

## CAREER

Left-handed power bat returns to Washington after signing a one-year contract with a mutual option for 2020 in Dec. 2018...He first joined the Nationals after setting career marks in home runs (20), slugging percentage (.522) and OPS (.841) in 131 games between St. Louis and Atlanta in 2017...His nine career pinch-hit home runs and 47 career pinch-hit RBI are the most among active players...His seven career pinch-hit homers with St. Louis ranked second in franchise history behind George Crowe (8)...His .470 career slugging percentage ranks ninth among National League left-handed batters since his debut in 2012... For his career, 83 of his 96 homers have come against right-handed pitchers.

## AWARDS AND HONORS

- 2013..... *Baseball America* Rookie All-Star
- 2013..... St. Louis' No. 7 prospect, per *Baseball America*
- 2012..... MiLB.com Organization All-Star
- 2012..... St. Louis' No. 9 prospect, per *Baseball America*
- 2011..... St. Louis' Minor League Player of the Year
- 2011..... MiLB.com Organization All-Star
- 2011..... Arizona Fall League All-Prospect Team
- 2011..... Arizona Fall League Rising Star
- 2011..... Texas League Player of the Year
- 2011..... Texas League All-Star (post-season)
- 2011..... Texas League All-Star (mid-season)
- 2010..... MiLB.com Organization All-Star
- 2010..... Midwest League All-Star (post-season)
- 2010..... Midwest League All-Star (mid-season)



## MATT ADAMS // 1B/OF

**2018**

Hit .257 with nine doubles, 18 home runs, 48 RBI, 24 walks and 37 runs scored in 94 games with Washington...He recorded a .510 slugging percentage and an .842 OPS before being traded to the St. Louis Cardinals on Aug. 21...In 121 games between the two clubs, he clubbed a career-high 21 home runs while recording 57 RBI and a .477 slugging percentage...As a member of the Nationals, Adams posted a .538 slugging percentage against right-handed pitchers, good for eighth among National League hitters (min. 230 PA vs. RHP) at the time of the trade...Of his 21 home runs in 2018, 20 came at the expense of right-handed pitching...While in Washington, he saw action at first base (48 G), left field (15 G) and right field (1 G)...When he took the field as a starter in 2018, the Nationals posted a 37-22 (.627) record...In those 59 starts, he hit .269/.339/.546 with nine doubles, 17 home runs and 42 RBI...Recorded multi-home run games on May 1 vs. Pittsburgh (3-for-4, 2 HR, 3 RBI) and May 7 at San Diego (2-for-4, 2 HR, 5 RBI)...Matched a career-high with six RBI on April 25 at San Francisco (3-for-5, HR, 6 RBI)...He returned to Nationals Park as a member of the Cardinals on Sept. 5 and recorded his third multi-home run game of the season (eighth of his career).

**2017**

Began the season with St. Louis before being acquired by Atlanta on May 20...Clubbed 19 home runs for the Braves, tying the single-season Atlanta franchise record for a mid-season trade acquisition (Fred McGriff, 19 in 1993)...During his stint with the Braves, 40 of his 79 hits went for extra bases (20 2B, 3B, 19 HR) and his .543 slugging percentage during this stretch ranked 11th in the National League among hitters – and fifth among left-handed batters – with at least 290 at bats...Went 13-for-46 (.283) with two doubles, two home runs, and 13 RBI as a pinch-hitter between both clubs...His 13 pinch-hit RBI ranked tied for second in Major League Baseball...Primarily a first baseman throughout his career (425 games/387 starts), Adams displayed his versatility by appearing in 19 games (18 starts) in left field...Having never played the outfield in his Major League career prior to 2017, Adams committed just two errors and recorded a .926 fielding percentage...Ranked tied for 11th in the National League with 29 RBI from the seventh inning and beyond.

**2016**

Tied for first among MLB pinch hitters in doubles (5)...Also ranked among MLB pinch hitters in RBI (2nd, 13), slugging percentage (4th, .703), home runs (T5th, 3), hits (T6th, 12), and batting average (6th, .324)...Hit his second career walk-off home run, a 16th inning homer on July 22 vs. LAD (Norris)...Hit .333 (27-for-81) with runners in scoring position...Fifteen of his last 24 hits were extra-base hits (8 2Bs, 7 HR)...Seven of his 16 homers tied or gave St. Louis the lead...Reached base safely in 21 straight games (5/17-6/10)...Missed 19 games with right shoulder inflammation (8/10-9/1)...Hit a home run into the Allegheny River on Sept. 6 at PIT, joining Jim Edmonds, J.D. Drew, Colby Rasmus and Matt Carpenter as Cardinals to accomplish the feat at PNC Park.

**2015**

Missed 91 games with a right quadriceps tear that required surgery on May 29 (Dr. Dave King)...Four of his five home runs came before his stint on the DL...St. Louis went 5-0 in games he had a home run...Was 6-for-16 (.375) as a pinch hitter...Hit his fourth career pinch-hit homer on Sept. 13 at CIN...Was reinstated from the DL on Sept. 10.



**2014**

Led the Cardinals and ranked 14th in the National League with a .288 batting average, ranking 14th in the N.L...Recorded five triples, the most by a Cardinals first baseman since Keith Hernandez (6) in 1982...Ranked third on team with 54 extra-base hits and 41 multi-hit games...Recorded single-season highs in doubles (34), RBI (68), walks (26), intentional walks (5), runs (55) and hits (152)...Homered in a team-high three straight games June 13-15 vs. WSH...Hit his first career walk-off home run on July 7 vs. PIT...Started all nine Postseason games at first base...Hit decisive three-run home run in Game 4 (7th inn.) to give Cards a 3-2 win and Division Series win...Hit a go-ahead solo home run in Game 2 (8th inn.) of the NLCS vs. SFG...He and Brian Jordan (1996) are the only Cardinals players in franchise history to hit two go-ahead HRs in the seventh inning or later in the same Postseason...Two of his three home runs in the Postseason came off of left-handed pitchers.

**2013**

Made his first Opening Day roster...Ranked third on the team with 17 HR...Nine of his 17 home runs came with two-strikes, most on STL and tied for eighth in NL...Averaged 17.61 AB/HR, ranking sixth in the NL (min. 250 AB)...Led MLB in pinch-hitting batting average (.314) and the NL in PH slugging (.600)...Had three pinch-hit home runs, one shy of STL season record...Hit a career-best eight home runs in September, third-most in MLB, and slugged .609 (5th, NL)...His multi-HR game on Sept. 4 at CIN was the first time a Cardinals player hit two extra inning HRs (14th, 16th) and he became the first player in MLB history with two HR after the 14th inning...Played in his first MLB Postseason and started at first base in 15 of 16 games as the Cardinals advanced to the World Series.

**2012**

Spent the majority of the season with Triple-A Memphis, but made his Major League debut on May 20 at LAD...Led Memphis in home runs (18), ranked fourth in doubles (22), and fifth in RBI (50)...Had his contract purchased from Memphis on May 20 and played in 27 games with St. Louis...Clubbed his first Major League home run on May 27 vs. PHI, a solo shot in the sixth inning off Chad Qualls...Was optioned to Memphis on June 21 where he spent rest of the season.

**2011**

Named the Cardinals Minor League Player of the Year and was selected as Texas League Player of the Year...Was one of only two players in the Minor Leagues to hit .300, club 30 homers and 100 RBI (Bryan LaHair, Iowa)...Named the Texas League Player of the Year, the first Cardinals minor leaguer to earn the honor since Tyrone Horne in 1998...Selected to the Texas League mid-season All-Star team and was also named a Texas League post-season All-Star...Set a Springfield single season record with 32 home runs and 101 RBI...Topped the Texas League in RBI and slugging percentage (.566), ranked sixth in batting (.300), second in homers and total bases (262) and fourth in extra-base hits (57)...Was selected to play for the Peoria Javelinas in the Arizona Fall League...Was selected to the AFL Rising Stars All-Star Game...Named as one of two Arizona Fall League Top Prospects.

**2010**

Led the Midwest League with 88 RBI, 63 extra-base hits and a .541 slugging percentage...Led all Cardinals Minor Leaguers in slugging percentage and doubles (41)...Named a Midwest League mid-season and post-season All-Star.

**2009**

Split the season playing 63 games between Rookie-level Johnson City and short-season Single-A Batavia...Led all Cardinals Minor Leaguers with a .355 batting average, .574 slugging percentage and .947 OPS...Hit a two-run home run in first professional plate appearance on June 23 at Kingsport.

**PERSONAL**

Matthew James Adams...Graduated from Philipsburg-Osceola (PA) High School...Owns several offensive career records at Osceola including batting average (.473), home runs (16), RBI (95) and doubles (28)...Garnered All-State honors as a catcher his senior season...Attended Slippery Rock (PA) University from 2007 to 2009 and holds career records for batting average (.453) and slugging percentage (.754)...Was named Pennsylvania State Athletic Conference West's Rookie of the Year in 2007 and PSAC West Player of the Year in 2009...Earned PSAC West first-team honors all three years...Named Division II All-American in 2009 (1st-team), 2008 (2nd-team) and 2007 (3rd-team)...Played for the Pittsville Dukes of the New England College Baseball League the summer of 2008.

**CAREER TRANSACTIONS**

- 2010 ..... Selected by STL in 23rd round of the First-Year Player Draft.
- 2017 ..... Acquired by ATL in exchange for INF Juan Yezze, May 20.
- 2017 ..... Signed with Washington as a free agent, Dec. 22.
- 2018 ..... Acquired by STL in exchange for cash considerations, Aug. 21.
- 2018 ..... Signed with Washington as a free agent, Dec. 18.

**SIGNED BY**

Brad Fidler (Cardinals)

**CAREER FIELDING**

YEAR / POS.	PCT.	G	PO	A	E	TC	DP
2018 / 1B	.993	63	390	32	3	425	33
2018 / LF	1.000	15	20	1	0	21	0
2018 / RF	1.000	1	1	0	0	1	0
CAREER / 1B	.992	488	3750	309	32	4091	362
CAREER / LF	.958	34	45	1	2	48	0
CAREER / RF	1.000	1	1	0	0	1	0

**CAREER BESTS**

- SINGLE-GAME HITS ..... 4, 2x; Last: 7/5/18 vs. MIA
- SINGLE-GAME RBI ..... 6, 2x; Last: 4/25/18 at SFG
- HITTING STREAK ..... 10 games, 5/30/16 - 6/10/16
- MULTI-HR GAMES (8) ..... 6/29/13 at OAK (2)
- 9/14/13 at CIN (2)
- 6/23/14 at COL (2)
- 6/3/17 at CIN (2)
- 6/12/17 at WSH (2)
- 5/1/18 vs. PIT (2)
- 5/7/18 at SDP (2)
- 9/5/18 at WSH (2)
- CAREER GRAND SLAMS (1) ..... 6/3/17 at CIN (Feldman)
- CAREER PINCH HOMERS (9) ..... 4/9/13 vs. CIN (Arroyo)
- 7/6/13 vs. MIA (Dunn)
- 8/6/13 vs. LAD (League)
- 9/13/15 at CIN (Smith)
- 4/15/16 vs. CIN (Diaz)
- 5/23/16 vs. CHI (Lackey)
- 9/27/16 vs. CIN (Sampson)
- 8/19/17 vs. CIN (Wood)
- 8/26/17 vs. COL (Holland)
- CAREER WALK-OFF HOMERS (2) ... 7/7/14 vs. PIT (Wilson)
- 7/22/16 vs. LAD (Norris)

ADAMS





# HENDERSON ALVAREZ III

# 43

**RHP**

**BATS:** RIGHT      **BORN:** 4/18/90 Valencia, Venezuela  
**THROWS:** RIGHT      **'19 OPENING DAY AGE:** 28  
**HEIGHT:** 6'0"      **MLB SERVICE:** 5.070  
**WEIGHT:** 231      **ACQUIRED:** Signed as Minor League free agent, Nov. 16, 2018

Instagram: [alvarez3737](#)

Twitter: [@HendersonA37](#)

## ALVAREZ CAREER RECORD

YEAR	CLUB	W	L	ERA	G	GS	CG	SHO	SV	IP	H	R	ER	HR	HB	BB	SO	SO/9	WP	BK	BAA
2007	DSL Blue Jays 1	1	2	5.61	8	7	0	0	0	25.2	36	18	16	0	3	8	20	7.0	6	1	.324
2008	GCL Blue Jays	1	4	5.63	12	11	0	0	0	46.1	63	41	29	3	6	6	34	6.6	3	1	.310
2009	Lansing	9	6	3.47	23	23	1	0	0	124.1	121	54	48	1	6	19	92	6.7	4	3	.251
2010	Dunedin	8	7	4.33	23	21	0	0	0	112.1	137	65	54	10	7	27	78	6.2	5	0	.300
2011	Dunedin	0	1	6.48	2	2	0	0	0	8.1	11	9	6	0	2	1	4	4.3	0	1	.306
	New Hampshire	8	4	2.86	15	14	1	0	0	88.0	81	31	28	7	4	17	66	6.8	1	0	.245
	Toronto	1	3	3.53	10	10	0	0	0	63.2	64	26	25	8	4	8	40	5.7	2	0	.262
2012	Toronto	9	14	4.85	31	31	1	1	0	187.1	216	110	101	29	3	54	79	3.8	3	1	.290
2013	Jupiter*	1	0	2.70	2	2	0	0	0	10.0	9	3	3	1	0	1	2	1.8	0	0	.250
	Jacksonville*	1	0	0.00	2	2	0	0	0	14.1	5	0	0	0	0	0	13	8.2	0	0	.106
	Miami	5	6	3.59	17	17	1	1	0	102.2	90	42	41	2	7	27	57	5.0	4	1	.237
2014	Miami	12	7	2.65	30	30	3	3	0	187.0	198	65	55	14	8	33	111	5.3	4	0	.275
2015	Miami	0	4	6.45	4	4	0	0	0	22.1	28	18	16	1	0	7	9	3.6	3	1	.311
	Jupiter*	0	1	1.59	3	3	0	0	0	11.1	11	4	2	0	0	2	8	6.4	0	0	.256
2016	Stockton*	0	1	4.73	5	5	0	0	0	13.1	17	8	7	1	0	2	7	4.7	2	0	.315
	Nashville*	1	0	3.86	5	5	0	0	0	18.2	17	9	8	3	1	6	17	8.2	0	0	.239
	AZL Athletics*	0	0	0.00	1	1	0	0	0	1.0	1	0	0	0	0	0	1	9.0	0	0	.250
2017	Lehigh Valley	2	0	2.84	3	3	0	0	0	19.0	19	7	6	1	0	6	8	3.8	1	0	.268
	Philadelphia	0	1	4.30	3	3	0	0	0	14.2	14	7	7	2	0	11	6	3.7	0	1	.250
2018	Quintana Roo (Mex.)	0	0	3.58	20	19	2	0	0	120.2	125	51	48	11	2	24	64	4.8	10	0	.268
<b>MINORS TOTALS</b>		32	26	3.78	104	99	2	0	0	492.2	528	249	207	27	29	95	350	6.4	22	6	.271
<b>MEX. LEAGUE TOTALS</b>		9	5	3.66	19	18	2	0	0	115.2	119	50	47	11	2	22	62	4.8	9	0	.265
<b>MLB TOTALS</b>		27	35	3.82	95	95	5	5	0	577.2	610	268	245	56	22	140	302	4.7	16	4	.273

## CAREER BATTING RECORD

YEAR	CLUB	AVG	G	AB	R	H	TB	2B	3B	HR	RBI	SH	SF	HP	BB	SO	SB	CS	OBP	SLG	OPS	E
2017	Philadelphia	.000	3	6	0	0	0	0	0	0	0	0	0	0	0	2	0	0	.000	.000	.000	0
<b>MLB TOTALS</b>		.220	54	100	5	22	29	4	0	1	9	12	2	0	1	36	0	0	.223	.290	.513	8

## ALL-STAR GAME RECORD

YEAR	CLUB	SITE	W	L	ERA	G	GS	CG	SHO	GF	SV	IP	H	R	ER	HR	HB	BB	SO	WP	BK	BAA
2014	NL	at MIN																				

## CAREER

Veteran right-hander joins the Nationals a non-roster invite to 2019 Spring Training...Spent the 2018 season pitching for Tigres de Quintana Roo of the Mexican League...Has surrendered just 19 home runs in 326.2 Major League innings since 2013...His average of 0.52 home runs per 9.0 innings over that stretch ranks seventh among Major League pitchers (min. 325.0 IP)...In 2014, became one of six players over last 20 years with at least five shutouts before age-25 season...In 2013, he became one of six Venezuelan pitchers throw a no-hitter.

## 2018

Went 9-5 with a 3.58 ERA in 20 games (19 starts) with the Tigres de Quintana Roo of the Mexican League...Also appeared in 10 games (nine starts) for Navegantes del Magallanes of the Venezuelan Winter League (3-6, 6.64 ERA).

## 2017

Appeared in three games for Philadelphia in late September...Began the season in the Independent Atlantic League, going 2-1 with a 3.94 ERA in seven starts with the Long Island Ducks...Was signed by Philadelphia in August and reported to Triple-A Lehigh Valley.

## AWARDS AND HONORS

- 2018..... Mexican League All-Star (mid-season)
- 2014..... National League All-Star at MIN
- 2013..... National League Player of the Week (Sept. 29)
- 2013..... Southern League Pitcher of the Week (July 1)
- 2011..... SiriusXM All-Star Futures Game at ARI
- 2011..... Eastern League All-Star (mid-season)
- 2011..... Eastern League Pitcher of the Week (June 27)
- 2011..... Toronto's No. 17 prospect, per *Baseball America*
- 2010..... SiriusXM All-Star Futures Game at LAA
- 2010..... Florida State League All-Star (mid-season)
- 2010..... Toronto's No. 5 prospect, per *Baseball America*
- 2009..... Midwest League All-Star (mid-season)
- 2009..... Toronto's No. 29 prospect, per *Baseball America*





**2016**

Went 1-1 with a 4.09 ERA in 11 starts between Single-A Stockton, Triple-A Nashville and Rookie-level Arizona League.

**2015**

Made four starts with Miami and three on a rehab assignment with Single-A Jupiter before undergoing season-ending surgery on his right shoulder July 28...Went 0-4 with a 6.45 ERA and .311 opponents batting average in his four starts with the Marlins...Made his first career Opening Day start on April 6 against Atlanta and was the losing pitcher in a 2-1 decision, despite allowing just two runs in 7.0 innings.

**2014**

Earned first career All-Star nod after completing first half with 6-4 record and 2.63 ERA...Finished the season with 12-7 mark and 2.65 ERA in 30 starts...His ERA ranked sixth in the National League and was fifth lowest in Marlins history...Established career bests in wins, ERA, complete games (3), shutouts (3) and strikeouts (111)...Also tied for seventh in complete games...Had a 1.60 ERA at home, which led the Majors and was third lowest in club history, trailing Jose Fernandez (1.19 in 2013) and Josh Johnson (1.57 in 2010)...According to the Elias Sports Bureau, the Marlins set club record by winning 10 straight games started by Alvarez from May 16-July 6, surpassing a stretch of nine consecutive wins in starts by Chris Hammond from May 19-July 2, 1993...In the season finale, opposed Jordan Zimmermann and the Washington Nationals on Closing Day at Nationals Park, Sept. 28...Suffered a 1-0 loss as Marlins were no-hit...Zimmermann's no-hitter came nearly one year after Alvarez's Closing Day no-hitter against Detroit on Sept. 29, 2013 at Marlins Park.

**2013**

Made 17 starts for the Marlins, going 5-6 with 3.59 ERA in 102.2 innings pitched...Tossed his first career no-hitter and second career complete game on the season's final day against Detroit to earn National League Player of the Week honors...It was the 282nd in Major League history and he became one of six Venezuelan pitchers to have no-hitters, joining Wilson Alvarez, Anibal Sanchez, Carlos Zambrano, Johan Santana and Felix Hernandez.

**2012**

Led Toronto in innings pitched (187.1) and quality starts (16)...Led the American League by inducing 30 grounded into double plays and ranked second with a 2.29 ground ball to fly ball ratio...Recorded his first career shutout May 4 at Los Angeles (AL), allowing six hits and a walk with three strikeouts.

**2011**

Made his Major League debut on Aug. 10 against Oakland becoming the third youngest pitcher to start a game for Toronto at 21 years and 114 days old...Earned his first career win in his fifth start on Aug. 31 at Baltimore, tossing 8.0 innings while allowing no runs and just three hits...Earned Eastern League Pitcher of the Week honors for June 20-26 after allowing just two hits and no runs over 7.0 innings against Altoona on June 21...Was named an Eastern League Midseason All-Star...Represented the World Team in the 2011 SiriusXM All-Star Futures Game, tossing 1.0 inning and allowing one hit.

**2010**

Went 8-7 with a 4.33 ERA in 23 games, including 21 starts at Single-A Dunedin...Was named to the Florida State League mid-season All-Star Team and was a member of the World Team in the SiriusXM All-Star Futures Game.

**2009**

Went 9-6 with a 3.47 ERA in 23 starts with Single-A Lansing, leading the club in wins...Was named a Midwest League mid-season All-Star...During the month of May went 1-3 with a 1.89 ERA in six starts.

**2008**

Spent the season with the GCL Blue Jays, going 1-4 with a 5.63 ERA in 12 games (11 starts).

**2007**

Made his professional debut with Toronto's Dominican Summer League going 1-2 with a 5.61 ERA in eight games (seven starts).

**PERSONAL**

Henderson Javier Alvarez...Wife is Mirley, and the couple has two daughters, Brianna and Kianna...Brother, Anderson, runs the Henderson Alvarez Academy...Started in 2011, the academy is for Venezuelan players, ages 16-18, and provides a structured environment for young ballplayers.

**CAREER TRANSACTIONS**

- 2006 ..... Signed with TOR as a non-drafted free agent, Oct. 17.
- 2012 ..... Acquired by MIA with RHP Anthony DeSclafani, INF Yunel Escobar, INF Adeiny Hechavarria, OF Jake Marisnick, C Jeff Mathis and LHP Justin Nicolino in exchange for INF Emilio Bonifacio, C John Buck, RHP Mark Buehrle, RHP Josh Johnson, INF Jose Reyes and cash considerations, Nov. 19.
- 2015 ..... Signed with OAK as a free agent, Dec. 28.
- 2017 ..... Signed with PHI as a free agent, Aug. 22
- 2018 ..... Signed with Washington as a free agent, Nov. 16.

**SIGNED BY**

Rafael Mancada (Blue Jays)

**CAREER FIELDING**


YEAR / POS.	PCT	G	PO	A	E	TC	DP
Career / P	.949	96	56	112	9	177	9

**CAREER BESTS**

- LONGEST START ..... 9.0 innings, 5x, last 6/3/14 vs. TBR
- WINNING STREAK ..... 4 games, 7/22/-8/24/14
- MOST SINGLE-GAME K'S ..... 7, 2x, last 5/6/14 vs. NYM
- CAREER 10-K GAMES ..... None
- HOME RUNS HIT (1) ..... 9/2/13 at CHI (Wood)

ADAMS



**RHP****KYLE BARRACLOUGH****20****BATS:** RIGHT**BORN:** 5/23/90 Santa Clara, CA**THROWS:** RIGHT**'19 OPENING DAY AGE:** 28**HEIGHT:** 6'2"**MLB SERVICE:** 3.059**WEIGHT:** 224**ACQUIRED:** Acquired from Miami in exchange for international slot value, Oct. 10, 2018.
 [kbcclaw46](#)
**BARRACLOUGH CAREER RECORD**

YEAR	CLUB	W	L	ERA	G	GS	CG	SHO	SV	IP	H	R	ER	HR	HB	BB	SO	SO/9	WP	BK	BAA
2012	Batavia	0	1	2.00	4	3	0	0	0	18.0	13	6	4	2	1	0	12	6.0	2	0	.200
	Quad Cities	0	2	4.15	11	0	0	0	2	17.1	13	9	8	0	1	13	21	10.9	3	0	.210
2013	GCL Cardinals	0	1	13.50	3	0	0	0	0	3.1	7	5	5	0	0	2	5	13.5	1	0	.438
2014	Palm Beach	1	1	5.30	16	0	0	0	1	18.2	28	13	11	0	1	11	18	8.7	4	0	.354
	Peoria	1	1	1.13	32	0	0	0	10	40.0	21	9	5	0	0	23	60	13.5	4	0	.152
2015	Palm Beach	1	0	0.60	11	0	0	0	4	15.0	9	4	1	0	0	9	23	13.8	3	0	.167
	Springfield	2	0	3.28	23	0	0	0	8	24.2	19	9	9	0	2	20	28	10.2	5	0	.211
	Jacksonville	0	0	0.00	4	0	0	0	2	4.0	1	0	0	0	0	1	9	20.3	0	0	.077
2016	Miami	2	1	2.59	25	0	0	0	0	24.1	12	8	7	1	0	18	30	11.1	1	0	.154
	New Orleans	1	0	1.50	3	0	0	0	1	6.0	2	1	1	0	0	1	9	13.5	0	0	.100
	Miami	6	3	2.85	75	0	0	0	0	72.2	45	24	23	1	2	44	113	14.0	8	0	.176
2017	Miami	6	2	3.00	66	0	0	0	1	66.0	53	25	22	5	2	38	76	10.4	6	1	.222
	GCL Marlins*	0	0	0.00	1	0	0	0	0	1.0	1	0	0	0	0	1	1	9.0	0	0	.250
	Jupiter*	0	0	0.00	1	1	0	0	0	1.0	0	0	0	0	1	1	2	18.0	0	0	.000
2018	Miami	1	6	4.20	61	0	0	0	10	55.2	40	27	26	8	5	34	60	9.7	4	0	.197
<b>MINORS TOTALS</b>		6	6	2.66	109	4	0	0	28	149.0	114	56	44	2	6	81	188	11.4	22	0	.210
<b>MLB TOTALS</b>		15	12	3.21	227	0	0	0	11	218.2	150	84	78	15	9	134	279	11.48	19	1	.193

**CAREER BATTING RECORD**

YEAR	CLUB	AVG	G	AB	R	H	TB	2B	3B	HR	RBI	SH	SF	HP	BB	SO	SB	CS	OBP	SLG	OPS	E
2018	Miami	.000	56	0	0	0	0	0	0	0	0	0	0	0	0	0	0	0	—	—	—	0
<b>MLB TOTALS</b>		.000	214	2	0	0	0	0	0	0	0	0	0	0	0	2	0	0	.000	.000	.000	0

**CAREER**

Right-handed reliever enters his first season with Washington...Since the start of the 2016 season, he ranks among National League relievers in opponent slugging percentage (11th, .295), strikeouts per 9.0 innings (12th, 11.53) and opponent batting average (14th, .198).

**2018**

In his third full season with Miami, he finished with a 1-6 record and 4.20 ERA with 10 saves in 17 save opportunities over 61 appearances...Began the season going 0-2 with a 0.99 ERA through his first 37 appearances, holding opponents to .085 batting average over that span...Was named National League Reliever of the Month for June, a month in which he faced 38 batters and allowed just one hit...Of his 61 appearances throughout the season, 46 were scoreless and 35 were hitless.

**2017**

In 66 appearances for Miami, he went 6-2 with a 3.00 ERA and one save...Ranked eighth in the NL with 22 holds.

**2016**

Went 6-3 with a 2.85 ERA for Miami...Recorded career highs in wins (6), appearances (75), innings pitched (72.2), strikeouts (113) and holds (29).

**2015**

Had his contract selected from Double-A Jacksonville on Aug. 7 and made his Major League debut that night at Atlanta...Earned first Major League win on Aug. 12 vs. Boston...Went 3-0 with a 2.06 ERA and 14 saves in 15 chances in 38 appearances at the Minor League level.

**2014**

Ranked among Cardinals minor leaguers in saves (11, T3rd), appearances (48, T4th) and strikeouts per 9.0 innings (11.97, 6th).

**2013**

Appeared in just three games with the Gulf Coast League Cardinals in 2013 due to surgery for right rotator cuff injury.

**2012**

Made professional debut with Short-Season A Batavia on June 22, 2012

**PERSONAL**

Kyle David Barraclough... Attended Wilcox (CA) High School...He lettered three times for baseball and twice for football...Attended St. Mary's (CA) College.

**BARRACLOUGH**

**CAREER TRANSACTIONS**

**2011**..... Selected by MIN in the 40th round of First-Year Player Draft (did not sign).  
**2012**..... Selected by STL in the 7th round of First-Year Player Draft.  
**2015**..... Acquired by MIA in exchange for RHP Steve Cishek, July 24.  
**2018**..... Acquired by Washington in exchange for international slot value, Oct. 10.

**SIGNED BY**

Craig Conklin (Cardinals)

**CAREER FIELDING**

YEAR / POS.	PCT.	G	PO	A	E	TC	DP
2018 / P	1.000	61	8	6	0	14	0
Career / P	.947	227	14	22	2	38	1





# TRES BARRERA

# 73

**BATS:** RIGHT      **BORN:** 9/15/94 Eagle Pass, TX  
**THROWS:** RIGHT      **'19 OPENING DAY AGE:** 24  
**HEIGHT:** 6'0"      **MLB SERVICE:** 0.000  
**WEIGHT:** 224      **ACQUIRED:** Selected in the sixth round of the 2016 First-Year Player Draft

[barrera\\_113](#)

[@TresBarrera13](#)

## BARRERA CAREER RECORD

YEAR	CLUB	AVG	G	AB	R	H	TB	2B	3B	HR	RBI	SH	SF	HP	BB	SO	SB	CS	OBP	SLG	OPS	E
2016	Auburn	.244	48	164	19	40	60	9	1	3	17	0	2	9	15	22	0	0	.337	.366	.703	3
2017	Hagerstown	.278	67	237	28	66	110	18	1	8	27	0	2	6	23	58	1	0	.354	.464	.818	3
2018	Potomac	.263	68	259	36	68	100	14	0	6	24	1	0	6	22	53	3	0	.334	.386	.721	5
<b>MINORS TOTALS</b>		.264	183	660	83	174	270	41	2	17	68	1	4	21	60	133	4	0	.342	.409	.751	6

## CAREER

A sixth-round selection in the 2016 First-Year Player Draft out of the University of Texas...Enters his fourth professional season and first Major League Spring Training...Enters 2019 rated as the "Best Defensive Catcher" in Washington's Minor League system, according to *Baseball America*.

## AWARDS AND HONORS

- 2019..... Washington's No. 16 prospect, per *Baseball America*
- 2018..... MiLB.com Organization All-Star

## 2018

Spent the entire season with Single-A Potomac...Threw out 25 of 51 (49%) would-be base stealers...Was named a Carolina League mid-season All-Star and an Organization All-Star by MLB Pipeline.com following the season...Hit .255 (12-for-47) with two doubles, six RBI, one walk and five runs scored in 14 games for the Salt River Rafters of the Arizona Fall League.

## 2017

Advanced to Single-A Hagerstown...Clubbed a career-high eight home runs...Entered the season rated as the No. 23 prospect in Washington's system, per MLB.com.

## 2016

Reported to short-season Single-A Auburn following the 2016 First-Year Player Draft...Led the Doubledays with three home runs and ranked fourth on the club with 17 RBI.

## PERSONAL

Felipe (Tres) Barrera...Pronounced "Tress"...Graduated from Mission Sharyland (TX) High School and attended the University of Texas...Earned numerous high school honors in both baseball and football (quarterback)...Was a three-year starter at the University of Texas...Hit .289 with 17 doubles, six homers, 37 RBI, 28 walks and 35 runs scored in 57 games as Texas' primary backstop in 2016...He was named honorable mention All-Big 12 following the season.

## BARRERA

### CAREER TRANSACTIONS

2016..... Selected by Washington in sixth round of the First-Year Player Draft.

### SIGNED BY

Tyler Wilt (Nationals)







# AARON BARRETT

# 32

**RHP**

**BATS:** RIGHT      **BORN:** 1/2/88 Evansville, IN  
**THROWS:** RIGHT      **'19 OPENING DAY AGE:** 31  
**HEIGHT:** 6'3"      **MLB SERVICE:** 2.144  
**WEIGHT:** 230      **ACQUIRED:** Signed as Minor League free agent, April 3, 2017

Instagram: [aaronbarrett30](#)

Twitter: [@aaronbarrett30](#)

## BARRETT CAREER RECORD

YEAR	CLUB	W	L	ERA	G	GS	CG	SHO	SV	IP	H	R	ER	HR	HB	BB	SO	SO/9	WP	BK	BAA
2010	Vermont	0	5	9.43	10	4	0	0	0	21.0	26	25	22	3	1	22	25	10.7	9	0	.299
2011	Auburn	1	2	4.05	19	0	0	0	9	26.2	16	12	12	2	0	20	32	10.8	5	0	.172
2012	Hagerstown	3	2	2.60	31	0	0	0	16	34.2	25	12	10	2	0	11	52	13.5	6	1	.197
	Potomac	0	0	1.06	11	0	0	0	1	17.0	9	2	2	0	2	3	21	11.1	2	0	.153
2013	Harrisburg	1	1	2.15	51	0	0	0	26	50.1	40	14	12	2	0	15	69	12.3	3	0	.215
2014	Washington	3	0	2.66	50	0	0	0	0	40.2	33	17	12	1	1	20	49	10.8	6	1	.220
	Syracuse	1	0	0.00	10	0	0	0	2	10.1	5	0	0	0	0	1	8	7.0	0	0	.139
2015	Washington	3	3	4.60	40	0	0	0	0	29.1	28	15	15	1	3	7	35	10.7	1	0	.248
	Potomac*	0	0	0.00	4	3	0	0	0	3.0	3	1	0	0	0	1	6	18.0	0	0	.273
2016										DID NOT PITCH / Injured											
2017										DID NOT PITCH / Injured											
2018	Auburn	2	0	1.74	20	0	0	0	0	20.2	13	6	4	0	1	8	26	11.3	5	0	.171
<b>MINORS TOTALS</b>		8	10	3.04	156	7	0	0	54	183.2	137	72	62	9	4	81	239	11.7	30	1	.203
<b>MLB TOTALS</b>		6	3	3.47	90	0	0	0	0	70.0	61	32	27	2	4	27	84	10.8	7	1	.232

## 2014 POSTSEASON

RD.	CLUB, OPP.	W	L	ERA	G	GS	CG	SHO	SV	IP	H	R	ER	HR	HB	BB	SO	SO/9	WP	BK	BAA
NLDS	WSH vs. SFG	0	0	0.00	2	0	0	0	0	0.1	1	0	0	0	0	2	0	0.0	1	0	1.000
<b>TOTALS</b>		0	0	0.00	2	0	0	0	0	0.1	1	0	0	0	0	2	0	0.0	1	0	1.000

## CAREER

Power right-hander who affectionately earned the nickname "The Bear" during his 2014 rookie campaign in which he became a reliable member of Washington's bullpen...Appeared in 90 games across two Major League seasons in 2014 and 2015...Underwent "Tommy John" ligament replacement surgery in Sept. 2015 and suffered a fractured right elbow in July 2016...Owned one of the noteworthy bullpen arms in the Nationals' system, boasting a slider that was touted as the best in Washington's Minor League system by *Baseball America* for two straight years (2013-14).

## 2018

Returned to the mound for the first time since 2015...Made 20 appearances for short-season Single-A Auburn...Went 2-0 with a 1.74 ERA.

## 2017

Missed the season recovering from a fractured right elbow.

## 2016

Missed the season recovering from "Tommy John" ligament replacement surgery.

## 2015

Started the season strong, going 2-0 with a 1.46 ERA (2 ER/12.1 IP) in his first 15 appearances...Struck out 19, walked two, held opposing batters to a .182 avg...Was placed on the 15-day disabled list, June 12 (right bicep strain)...Returned on July 10 and in his next nine games, tossed 7.2 scoreless innings, allowing four hits, one walk and seven strikeouts...Allowed 8-of-27 inherited runners to score (29.6%)...Underwent "Tommy John" ligament replacement surgery, Sept. 3 (Dr. James Andrews).

## 2014

Made the Major League club out of Spring Training...Earned the win in his MLB debut on Opening Day...Entered the game in the bottom of the ninth of a 5-5 tie with New York (NL) and proceeded to retire the side (K, F9, K)...Ranked fourth among rookie relievers in strikeouts per 9.0 innings (10.84)...Surrendered just one home run in 51.0 innings between Washington and Triple-A Syracuse...Right-handed batters hit just .192/.277/.253 against him...Did not allow an earned run in his final 12 MLB appearances...Was optioned to Triple-A Syracuse on Aug. 1 to allow him to get rest and prepare for the 2014 Postseason...Was recalled to Washington when rosters expanded on Sept. 1.

## AWARDS AND HONORS

- 2013..... MiLB.com Organization All-Star
- 2013..... Double-A Eastern League All-Star (mid-season)
- 2012..... Single-A South Atlantic League All-Star (mid-season)
- 2012..... Arizona Fall League Rising Star Game

NATIONALS PARK  
 COMMUNITY RELATIONS  
 FOUNDATION  
 DREAM  
 YOUTH BASEBALL ACADEMY  
 FRONT OFFICE  
 OWNERSHIP  
 COACHING STAFF  
 MANAGER

PLAYERS

2018 IN REVIEW

HISTORY AND RECORDS

SCOUTING | RESEARCH | PLAYER DEV.

MEDIA



## AARON BARRETT // RHP

### 2013

Posted a career-high 26 saves and fanned 12.3 batters per 9.0 innings for Harrisburg in first Double-A campaign...26 saves ranked second in both the Eastern League and Washington's system...Following the season, was named the "Best Reliever" in the Eastern League by *Baseball America*.

### 2012

Posted a 1.06 ERA in 11 appearances with Potomac of the Single-A Carolina League, but spent the majority of the summer as Hagerstown's closer... Posted 16 saves for the Suns to rank fourth in the Single-A South Atlantic League...Struck out a career-best 73 batters for the two clubs (12.7 per 9.0 innings)...Was touched for only two home runs in 51.2 innings...Following the season, pitched for Salt River in the prestigious Arizona Fall League.

### 2011

Worked exclusively in relief and posted nine saves, a 4.05 ERA and 10.8 strikeouts per 9.0 innings in 10 appearances with Auburn of the Short-season Single-A New York-Penn League...Participated in the Nationals' Extended Spring Training program.

### 2010

Pitched in 10 games, including four starts (0-4), for Vermont of the short-season Single-A New York-Penn League in pro debut.

### PERSONAL

Aaron James Barrett...Is a University of Mississippi alum...Went 7-6 with a 5.41 ERA in two seasons for Ole Miss...As a junior, anchored the Rebels weekend rotation with Drew Pomeranz and pocketed victories at the expense of No. 2 Florida, No. 8 Louisville, No. 9 Arkansas and No. 20 Kentucky... Pitched at Wabash Valley (IN) College before signing with Ole Miss...Is a 2006 graduate of Central (IN) High School.

### BARRETT

#### CAREER TRANSACTIONS

- 2006 ..... Selected by LAD in 44th round of First-Year Player Draft (did not sign).
- 2008 ..... Selected by MIN in 20th round of First-Year Player Draft (did not sign).
- 2009 ..... Selected by TEX in 27th round of First-Year Player Draft (did not sign).
- 2010 ..... Selected by Washington in ninth round of First-Year Player Draft.

#### SIGNED BY

Eric Robinson (Nationals)

#### CAREER FIELDING

YEAR / POS.	PCT	G	PO	A	E	TC	DP
2018 / P	—	0	0	0	0	0	0
Career / P	.786	90	4	7	3	14	1





# JAMES BOURQUE

# 64

**RHP**

**BATS:** RIGHT

**BORN:** 7/9/93 Ann Arbor, MI

**THROWS:** RIGHT

**'19 OPENING DAY AGE:** 25

**HEIGHT:** 6'4"

**MLB SERVICE:** 0.000

**WEIGHT:** 215

**ACQUIRED:** Selected in the 14th round of the 2014 First-Year Player Draft

[jbuchananb](#)

[@jamesbourque](#)

## BOURQUE CAREER RECORD

YEAR	CLUB	W	L	ERA	G	GS	CG	SHO	SV	IP	H	R	ER	HR	HB	BB	SO	SO/9	WP	BK	BAA
2014	GCL Nationals	0	0	0.00	1	1	0	0	0	2.0	1	0	0	0	0	1	2	9.0	0	0	.143
	Auburn	3	5	4.19	11	10	0	0	0	43.0	52	33	20	1	6	16	31	6.5	7	1	.294
2015	DID NOT PITCH / Injured																				
2016	Hagerstown	5	6	5.03	17	13	0	0	0	68.0	81	44	38	10	4	23	55	7.3	12	0	.293
2017	Hagerstown	5	7	5.07	23	20	0	0	0	113.2	123	76	64	8	5	35	90	7.1	16	0	.273
2018	Potomac	3	2	2.16	26	0	0	0	5	33.1	19	10	8	3	3	12	52	14.0	3	0	.170
	Harrisburg	1	0	0.92	15	0	0	0	1	19.2	11	2	2	0	0	14	24	11.0	3	0	.167
<b>MINORS TOTALS</b>		17	20	4.25	93	44	0	0	6	279.2	287	165	132	22	18	101	254	8.2	41	1	.264

## CAREER

Tall, lanky right-handed pitcher was added to Washington's 40-man roster following a strong 2018 season...Began his professional career as a starter before moving to the bullpen for the 2018 season.

## 2018

Converted to the relief role full-time...Went 4-2 with six saves and a 1.70 ERA (10 ER/53.0 IP) in 41 games between Single-A Potomac and Double-A Harrisburg in 2018...He led all Nationals Minor Leaguers (min. 50.0 IP) in strikeouts per 9.0 innings (12.91) and hits allowed per 9.0 innings (5.09) while ranking third in the system in ERA (1.70)...Recorded 76 strikeouts, 26 walks and a .169 opponent batting average...He was promoted to Harrisburg on July 13 and went on to allow just two earned runs in 19.2 innings pitched (0.92 ERA), while striking out 24 batters.

## 2017

Returned to Single-A Hagerstown...Made a career-high 20 starts.

## 2016

Returned to the mound after missing the 2015 season due to injury.

## 2015

Missed the season after undergoing "Tommy John" ligament-replacement surgery.

## 2014

Went 3-5 with a 4.00 ERA in 12 games (11 starts) between the GCL Nationals and short-season Single-A Auburn in his first professional season.

## PERSONAL

James Buchanan Bourque...Graduated from Huron High School in Ann Arbor, Mich. where in addition to baseball, excelled in water polo and swimming...Was a member of the 2008 state championship and 2010 regional championship water polo team in 2010...Twice lettered in swimming (2007, 2008)...Was a member of the Division I state championship swimming team...Attended the University of Michigan.

## AWARDS AND HONORS

2019..... Washington's No. 18 prospect, per *Baseball America*

**BOURQUE**

## CAREER TRANSACTIONS

2014 ..... Selected by Washington in 14th round of the First-Year Player Draft.

## SIGNED BY

Steve Armeri (Nationals)

NATIONALS PARK  
COMMUNITY RELATIONS  
DREAM FOUNDATION  
YOUTH BASEBALL ACADEMY  
FRONT OFFICE OWNERSHIP  
MANAGER | COACHING STAFF  
**PLAYERS**  
2018 IN REVIEW  
HISTORY AND RECORDS  
SCOUTING | RESEARCH | PLAYER DEV.

**MEDIA**





# SCOTT COPELAND

# 49

**RHP**

**BATS:** RIGHT      **BORN:** 12/15/87 Longview, TX  
**THROWS:** RIGHT      **'19 OPENING DAY AGE:** 31  
**HEIGHT:** 6'3"      **MLB SERVICE:** 0.026  
**WEIGHT:** 225      **ACQUIRED:** Signed as a Minor League free agent, Dec. 23, 2018

@SCopeland345

## COPELAND CAREER RECORD

YEAR	CLUB	W	L	ERA	G	GS	CG	SHO	SV	IP	H	R	ER	HR	HB	BB	SO	SO/9	WP	BK	BAA
2010	Aberdeen	2	5	2.91	12	12	0	0	0	65.0	45	22	21	1	7	23	49	6.8	7	0	.197
	Delmarva	1	0	0.00	1	1	0	0	0	6.0	5	0	0	0	2	4	6.0	0	0	0	.238
2011	Delmarva	5	9	6.58	20	20	0	0	0	108.0	136	88	79	10	7	46	55	4.6	14	0	.308
	Frederick	3	2	2.14	6	6	0	0	0	33.2	25	8	8	0	3	15	22	5.9	2	0	.216
2012	Frederick	3	8	6.88	18	18	1	0	0	86.1	118	79	66	11	12	38	64	6.7	8	1	.330
	Dunedin	4	1	2.70	7	6	1	0	0	36.2	35	15	11	1	1	14	32	7.9	4	0	.246
2013	Dunedin	9	8	3.74	26	23	2	0	0	146.2	158	75	61	9	7	52	99	6.1	11	1	.277
2014	New Hampshire	8	8	3.74	27	22	1	0	0	139.2	140	72	58	11	10	48	89	5.7	12	0	.260
	Buffalo	3	1	1.80	4	4	0	0	0	25.0	19	7	5	0	1	7	16	5.8	0	0	.209
2015	Buffalo	11	6	2.95	21	20	0	0	0	125.0	119	44	41	8	4	37	66	4.8	5	0	.251
	Toronto	1	1	6.46	5	3	0	0	0	15.1	24	11	11	1	0	2	6	3.5	0	0	.369
2016	Buffalo	3	4	3.04	9	9	0	0	0	50.1	45	19	17	3	1	17	33	5.9	2	0	.241
2017	New Orleans	9	11	4.97	26	26	0	0	0	137.2	158	78	76	20	8	53	118	7.7	7	1	.287
2018	Binghamton	6	4	3.63	14	14	0	0	0	79.1	83	34	32	5	4	29	67	7.6	3	0	.273
	Las Vegas	3	3	3.09	8	8	0	0	0	46.2	48	22	16	1	4	15	33	6.4	2	0	.261
	New York (NL)	0	0	0.00	1	0	0	0	0	1.1	1	0	0	0	0	2	13.5	0	0	0	.200
<b>MINORS TOTALS</b>		70	70	4.07	199	189	5	0	0	1086.0	1134	563	491	80	69	396	747	6.2	77	3	.269
<b>MLB TOTALS</b>		1	1	5.94	6	3	0	0	0	16.2	25	11	11	1	0	2	8	4.3	0	0	.357

## CAREER

Veteran of nine pro seasons...Joined Washington as a non-roster invite to 2019 Spring Training.

## 2018

Went 9-7 with a 3.43 ERA in 22 GS between Double-A Binghamton and Triple-A Las Vegas.

## 2017

Joined Miami's system...His 26 starts were his most since 2014...Went 9-11 with a 4.97 ERA.

## 2016

Signed with the LG Twins of the Korean Baseball Organization (2-3, 5.54 ERA, 13 GS) after nine games with Triple-A Buffalo.

## 2015

Returned to Triple-A Buffalo...Made his MLB debut on May 2 at Cleveland...Made his first start on June 10 vs. MIA (7.0 IP, 6 H, ER, 4 SO).

## 2014

Went 11-9 with a 3.44 ERA in 31 games (26 starts) between Double-A New Hampshire and Triple-A Buffalo.

## 2013

Returned to Single-A Dunedin for the entire season.

## 2012

Went 7-9 with a 5.63 ERA in 25 games (24 starts) between Single-A Frederick and Single-A Dunedin.

## 2011

Went 8-11 with a 5.53 ERA in 26 games between Single-A Delmarva and Single-A Frederick.

## 2010

Appeared in 13 games during his first professional season.

## PERSONAL

Scott Reast Copeland...Attended White Oak (TX) High School and the University of Southern Mississippi.

## AWARDS AND HONORS

- 2014..... International League Pitcher of the Week (Aug. 18)
- 2013..... Florida State League All-Star (mid-season)
- 2010..... New York-Penn League Pitcher of the Week (Aug. 23)

## CAREER TRANSACTIONS

- 2010 ..... Selected by BAL in 21st round of First-Year Player Draft.
- 2012 ..... Signed with TOR as a free agent, July 24.
- 2016 ..... Signed with MIA as a free agent, Nov. 21.
- 2018 ..... Signed with NYM as a free agent, April 17.
- 2018 ..... Signed with Washington as a free agent, Dec. 22.

## SIGNED BY

Mike Tullier (Orioles)

COPELAND





# PATRICK CORBIN

# 46

**LHP**

**BATS:** LEFT      **BORN:** 7/19/89 Clay, NY  
**THROWS:** LEFT      **'19 OPENING DAY AGE:** 29  
**HEIGHT:** 6'3"      **MLB SERVICE:** 6.105  
**WEIGHT:** 215      **ACQUIRED:** Signed as a free agent,  
 Dec. 7, 2018

[patrickcorbin46](#)

[@patrickcorbin46](#)

## CORBIN CAREER RECORD

YEAR	CLUB	W	L	ERA	G	GS	CG	SHO	SV	IP	H	R	ER	HR	HB	BB	SO	SO/9	WP	BK	BAA
2009	Orem	4	2	5.05	13	12	0	0	0	46.1	59	34	26	6	0	11	46	8.9	6	1	.291
2010	Cedar Rapids	8	0	3.86	9	9	0	0	0	58.1	52	28	25	2	3	10	42	6.5	4	1	.245
	Rancho Cucamonga	5	3	3.88	11	11	0	0	0	60.1	57	29	26	7	1	18	64	9.5	6	0	.247
	Visalia	0	1	1.38	8	8	0	0	0	26.0	17	4	4	1	0	9	30	10.4	0	0	.189
2011	Mobile	9	8	4.21	26	26	1	1	0	160.1	172	78	75	15	12	40	142	8.0	16	1	.275
2012	Mobile	2	0	1.67	4	4	0	0	0	27.0	22	5	5	0	1	8	25	8.3	2	0	.234
	Arizona	6	8	4.54	22	17	0	0	1	107.0	117	56	54	14	4	25	86	7.2	1	0	.280
	Reno	3	2	3.44	9	9	0	0	0	52.1	57	24	20	4	1	15	55	9.5	1	0	.274
2013	Arizona	14	8	3.41	32	32	3	0	0	208.1	189	81	79	19	9	54	178	7.7	13	0	.240
2014										DID NOT PITCH / Injured											
2015	Visalia*	0	1	54.00	1	1	0	0	0	0.2	4	4	4	0	0	2	0	0.0	0	0	.667
	Mobile*	1	0	2.76	3	3	0	0	0	16.1	13	6	5	1	1	5	11	6.1	1	0	.220
	Arizona	6	5	3.60	16	16	0	0	0	85.0	91	34	34	9	2	17	78	8.3	4	0	.272
2016	Arizona	5	13	5.15	36	24	0	0	1	155.2	177	109	89	24	5	66	131	7.6	9	0	.286
2017	Arizona	14	13	4.03	33	32	0	0	0	189.2	208	97	85	26	3	61	178	7.5	10	0	.276
2018	Arizona	11	7	3.15	33	33	1	1	0	200.0	162	70	70	15	5	48	246	11.1	8	0	.218
<b>MINORS TOTALS</b>		32	17	3.82	84	83	1	1	0	447.2	453	212	190	36	19	118	415	8.3	36	3	.262
<b>MLB TOTALS</b>		56	54	3.91	172	154	4	1	2	945.2	944	447	411	107	28	271	897	8.5	45	0	.258

\* - Rehab Assignment

## CAREER BATTING RECORD

YEAR	CLUB	AVG	G	AB	R	H	TB	2B	3B	HR	RBI	SH	SF	HP	BB	SO	SB	CS	OBP	SLG	OPS	E
2018	Arizona	.197	31	61	1	12	13	1	0	0	5	4	0	0	2	25	0	0	.222	.213	.435	0
<b>MLB TOTALS</b>		.168	167	292	26	49	63	8	3	0	19	27	0	1	15	118	0	1	.211	.216	.427	4

## ALL-STAR GAME RECORD

YEAR	CLUB	SITE	W	L	ERA	G	GS	CG	SHO	GF	SV	IP	H	R	ER	HR	HB	BB	SO	WP	BK	BAA
2013	NL	at NYM	0	1	9.00	1	0	0	0	0	0	1.0	2	1	1	0	0	0	0	0	0	.500
2018	NL	at WSH										DID NOT PITCH										
<b>TOTALS</b>			0	1	9.00	1	0	0	0	0	0	1.0	2	1	1	0	0	0	0	0	0	.500

## CAREER

Left-hander was the premier pitcher on the 2018 free agent market...Signed a six-year contract with the Nationals on Dec. 7, 2018...Is a two-time National League All-Star (2018, 2013) and finished fifth in the 2018 National League Cy Young Award voting...In six seasons with the Arizona Diamondbacks, he went 56-54 with a 3.91 ERA in 172 games (154 starts)...He left Arizona ranked third in Diamondbacks history in starts, strikeouts (897) and innings pitched (945.2)...His 56 wins are good for fourth in the club's history.

## AWARDS AND HONORS

- 2018..... Arizona's Most Valuable Pitcher (ARI BBWAA)
- 2018..... National League All-Star at WSH
- 2018..... National League Player of the Week (April 22)
- 2013..... Arizona's Most Valuable Pitcher (ARI BBWAA)
- 2013..... Rawlings Gold Glove Award Finals (NL P)
- 2013..... National League All-Star at NYM
- 2013..... National League Pitcher of the Month (May)
- 2012..... Arizona's No. 9 prospect, per *Baseball America*
- 2011..... Southern League All-Star (mid-season)
- 2011..... Southern League Pitcher of the Week (July 11)
- 2011..... Southern League Pitcher of the Week (June 13)
- 2011..... Southern League Pitcher of the Week (June 6)
- 2011..... Arizona's No. 9 prospect, per *Baseball America*
- 2010..... MiLB.com Organization All-Star
- 2010..... Los Angeles' No. 9 prospect, per *Baseball America*



## PATRICK CORBIN // LHP

### 2018

Went 11-7 with a 3.15 ERA and 246 strikeouts in 33 starts in his final season in Arizona...He set career marks in nearly every category, including ERA, strikeouts, games started, innings pitched (200.0), WHIP (1.05), hits allowed per 9.0 innings (7.29), home runs allowed per 9.0 innings (0.68), strikeouts per 9.0 innings (11.07) and strikeout-to-walk ratio (5.13)...Ranked in the top five in the National League in home runs per 9.0 innings (2nd, 0.68), strikeouts per 9.0 innings (3rd, 11.07), strikeouts (3rd, 246), strikeout-to-walk ratio (3rd, 5.13), opponent on-base percentage (4th, .270), WHIP (4th, 1.05) and opponent OPS (5th, .607)...Became just the fifth left-handed pitcher since 1990 (10th season overall) to record a season with at least 200.0 innings, 200 strikeouts and fewer than 15 home runs allowed...Led Major League Baseball with a 34.6% swing and miss rate, according to Stats LLC., and according to FanGraphs.com, he ranked behind only Max Scherzer with a 15.6% swinging strike rate...Trailed only Scherzer in the National League with 54 three-pitch strikeouts and 211 strikeouts swinging...Limited right-handed batters to a .324 slugging percentage, the lowest mark by a left-handed pitcher in the National League...His .259 opp. on-base percentage and .213 opponent batting average against righties were both good for second-lowest in the National League...Joined Randy Johnson (6 times) as the only lefty pitcher in Arizona club history with 10+ wins in at least three seasons...Became the eighth pitcher in Major League history (fourth in the NL) with 200.0 innings to not allow an unearned run (STL Ted Wilks, 1944, ATL Dick Ruthven, 1976, CHI Rick Sutcliffe, 1988, ANA Kelvim Escobar, 2004, BOS Curt Schilling, 2006, BOS Daisuke Matsuzaka, 2007 and CLE Carlos Carrasco, 2017)...Tossed a one-hit shutout on April 17 vs. San Francisco, his first career shutout...He began the game with 7.2 hitless innings before surrendering a checkswing, infield single to Brandon Belt.

### 2017

Went 14-13 with a 4.03 ERA in 33 games (32 starts)...Tied his career highs in wins (14), starts (32) and strikeouts (178), all matching his numbers from his 2013 All-Star season...Ranked seventh in ground ball pct. (51.5) and eighth in ground ball-to-fly ball ratio (2.01)...In 15 starts after the All-Star break, went 8-4 with a 3.26 ERA...Among NL starters after the break, was tied for first in wins (8) and was sixth in innings pitched (88.1)...Posted a career-high 20.1-inning scoreless streak from Aug. 6-22, the seventh-longest streak in the National League...In 17 home starts, he went 9-4 with a 3.15 ERA (37 R-36 ER in 103.0 IP), a .269 opponent average and 97 strikeouts...The Diamondbacks went 12-5 in his home starts...His nine home wins were tied for second-most in the National League.

### 2016

In his fourth season with Arizona, went 5-13 with one save and a 5.15 ERA in 36 games (24 starts)...Went 1-1 with one save and a 2.70 ERA (7 ER/23.1 IP) in relief...Moved to the bullpen on Aug. 14...Induced a career-high 15 double plays...Led the MLB with 20 unearned runs, the second-highest total in franchise history, trailing Brandon Webb's 28 in 2003...Posted a 2.49 groundball/flyball ratio, the fourth-best mark in the NL (min 150.0 IP)...Led all pitchers with a .313 average (15-for-48) and .327 on-base percentage and ranked second with a .417 slugging percentage...His 15 hits were a career high and tied for second in the Majors (also: Madison Bumgarner), trailing only Jake Arrieta (17)...Recorded his second career save on Sept. 15 vs. Dodgers (0 ER in 3.0 IP), the 11th 3.0+ inning save in franchise history.

### 2015

Worked his way back from March 2014 "Tommy John" ligament-replacement surgery...Went 6-5 with a 3.60 ERA in 16 starts...Was 5-2 with a 1.58 ERA (10 ER/57.0 IP) in nine starts when throwing at least 6.0 innings...Won his first start after being reinstated from the 60-day disabled list on July 4 vs. Colorado...Tied his career high with 10 strikeouts on July 24 vs. Milwaukee (fourth time)...Tossed five straight quality starts with 85 pitchers or fewer from Aug. 26-Sept. 19, the first pitcher to accomplish the feat since Bryn Smith in 1988.

### 2014

Missed the season following "Tommy John" ligament-replacement surgery on his left elbow...(March 25, Dr. James Andrews)...Left his final Spring Training start on March 15 at Cleveland with elbow discomfort...Was scheduled to be the club's Opening Day starter vs. Los Angeles in Australia.

### 2013

Was named to his first National League All-Star team...Went 14-8 with a 3.41 ERA (79 ER in 208.1 IP) and 178 strikeouts in his first full Major League season...Ranked among NL leaders in first-pitch strikes (1st, 70%), complete games (T3rd, 3), quality starts (T6th, 23), innings pitched (9th), starts (T9th) and wins (T10th)...Arizona went 23-9 in his starts, including winning his first 13...The 23 team wins tied for most in NL...Tied the club record with a 9-0 start to the season (also Brandon Webb from March 31-May 15, 2008)...Opened the season with a club-record nine straight starts of at least 6.0 innings pitched and two runs allowed or less...The only other pitcher since 1916 to accomplish the feat in nine or more starts was Colorado's Ubaldo Jimenez in 2010 (12)...Tossed his first complete game on May 20 at Colorado...His 10 straight quality starts from April 6-May 26 marked the second-longest streak by a D-back to start a season, trailing Daniel Hudson's 11 from Aug. 1-Sept. 25, 2010...Struck out 10 in back-to-back starts on July 7 vs. Colorado and July 12 vs. Milwaukee, the first D-back to do so since Dan Haren and Max Scherzer in 2009 and first lefty since Randy Johnson in 2004.



**2012**

Enjoyed three stints with the Diamondbacks during his rookie season...Went 6-8 with a 4.54 ERA in 22 games (17 starts)...Ranked among NL rookies in wins (4th), strikeouts (4th, 86) and innings pitched (15th, 107.0)...Went 5-2 with a 2.84 ERA in 13 combined starts with Double-A Mobile and Triple-A Reno...Had his contract selected on April 30 and earned the win in his debut that night at Miami...Was the youngest pitcher (22 years, 286 days) to make his first MLB start as a D-back since Edgar Gonzalez on June 1, 2003 at San Diego (20 years, 98 days).

**2011**

Spent the entire season with Double-A Mobile, going 9-8 with a 4.21 ERA...Led the Southern League in strikeouts (142) and innings pitched.

**2010**

Combined to go 13-4 with a 3.42 ERA in 28 starts between Single-A Cedar Rapids and Single-A Rancho Cucamonga in the Angels' organization and Single-A Visalia...Was traded to Arizona with LHP Joe Saunders, LHP Tyler Skaggs and RHP Rafael Rodriguez for RHP Dan Haren on July 25.

**2009**

Went 4-2 with a 5.05 ERA in 13 games (12 starts) during his first professional season.

**PERSONAL**

Patrick Alan Corbin...Is a 2007 graduate of Cicero North Syracuse (NY) High School...Played basketball and baseball at Mohawk Valley (NY) Community College before transferring to Chipola (FL) Junior College...Is married to wife, Jen.

CORBIN

**CAREER TRANSACTIONS**

**2009**..... Selected by LAA in second round of 2009 First-Year Player Draft  
**2010**..... Acquired by ARI along with LHP Joe Saunders, LHP Tyler Skaggs and RHP Rafael Rodriguez in exchange for RHP Dan Haren, July 25.  
**2018**..... Signed with Washington as a free agent, Dec. 7.

**SIGNED BY**

Tom Kotchman (Angels)

**CAREER FIELDING**

YEAR / POS.	PCT.	G	PO	A	E	TC	DP
2018 / P	1.000	33	10	27	0	37	2
Career / P	.980	197	40	153	4	197	9

**CAREER BESTS**

LONGEST START..... 9.0, 3x, last: 4/17/18 vs. SF  
 WINNING STREAK..... 7 games, 4/28-6/2/13  
 MOST SINGLE-GAME K'S..... 12, 2x, last: 6/22/18 at PIT  
 CAREER 10-K GAMES (10)..... 4/4/18 vs. LAD (12)  
 6/22/18 at PIT (12)  
 4/22/18 vs. SDP (11)  
 5/20/13 at COI (10)  
 7/7/13 vs. COL (10)  
 7/12/13 vs. MIL (10)  
 8/20/13 at CIN (10)  
 7/24/15 vs. MIL (10)  
 8/6/17 at SFG (10)  
 5/30/18 vs. CIN (10)  
 HOME RUNS HIT..... N/A





# JIMMY CORDERO

# 52

**RHP**
**BATS:** RIGHT

**BORN:** 10/19/91 San Cristobal, DOM

**THROWS:** RIGHT

**'19 OPENING DAY AGE:** 27

**HEIGHT:** 6'4"

**MLB SERVICE:** 0.061

**WEIGHT:** 233

**ACQUIRED:** Acquired from Philadelphia in exchange for a player to be named (RHP Mario Sanchez), Nov. 23, 2016

 [j.cordero52](#)
[@jimmycordero52](#)
**CORDERO CAREER RECORD**

YEAR	CLUB	W	L	ERA	G	GS	CG	SHO	SV	IP	H	R	ER	HR	HB	BB	SO	SO/9	WP	BK	BAA
2012	DSL Blue Jays	1	3	5.60	7	3	0	0	0	17.2	13	14	11	3	1	11	18	9.2	3	0	.203
2013	GCL Blue Jays	4	2	5.68	15	2	0	0	0	25.1	30	20	16	0	4	17	30	10.7	10	1	.280
	Bluefield	0	0	0.00	1	0	0	0	0	1.0	0	0	0	0	1	1	1	9.0	0	1	.000
2014	Lansing	3	2	3.06	25	0	0	0	0	32.1	36	17	11	2	4	20	34	9.5	14	2	.286
2015	Dunedin	0	1	2.49	15	0	0	0	1	25.1	24	8	7	2	2	6	24	8.5	2	2	.250
	New Hampshire	0	1	2.92	17	0	0	0	1	24.2	16	10	8	1	1	14	22	8.0	7	1	.182
	Reading	0	0	2.12	13	0	0	0	0	17.0	11	5	4	1	1	4	18	9.5	3	1	.193
2016	GCL Phillies	0	0	1.93	4	0	0	0	0	4.2	2	1	1	0	0	4	7	13.5	3	0	.125
	Clearwater	1	1	5.63	6	0	0	0	1	8.0	8	5	5	1	0	3	5	5.6	5	1	.267
	Reading	1	1	3.46	11	0	0	0	1	13.0	13	5	5	0	1	1	6	4.2	2	0	.265
	Lehigh Valley	0	1	27.00	1	0	0	0	0	1.1	4	4	4	0	0	2	1	6.8	1	0	.500
2017	Harrisburg	2	6	6.84	41	0	0	0	0	51.1	52	47	39	7	2	38	40	7.0	8	2	.264
2018	Syracuse	4	1	1.96	41	0	0	0	6	46.0	43	16	10	0	2	22	53	10.4	5	0	.243
	Washington	1	2	5.68	22	0	0	0	0	19.0	23	13	12	2	2	12	12	5.7	0	0	.288
<b>MINORS TOTALS</b>		16	19	4.07	197	5	0	0	10	267.2	252	152	121	17	19	143	259	8.7	63	11	.248
<b>MLB TOTALS</b>		1	2	5.68	22	0	0	0	0	19.0	23	13	12	2	2	12	12	5.7	0	0	.288

**CAREER**

Hard-throwing reliever has struck out nearly a batter per inning over his six-year Minor League career.

**2018**

Began his season with Triple-A Syracuse...Had his contract selected on Aug. 1...Made his MLB debut on Aug. 2 vs. Cincinnati...Enjoyed two stints with the Nationals in 2018...Offered scoreless relief in his final six MLB games from Sept. 21-30...Opposing batters went 3-for-19 (.158) without an extra-base hit during this stretch...Recorded a career-high six saves and a career-best 1.96 ERA in 41 games with Triple-A Syracuse.

**2017**

Appeared in 41 games for Double-A Harrisburg in his first season in Washington's system...Went 2-6 with a 6.84 ERA in 41 games.

**2016**

Appeared in 22 games across four levels of Philadelphia's Minor League system, going 2-3 with two saves and a 5.00 ERA.

**2015**

Began the season in Toronto's organization...Posted a 2.70 ERA (15 ER/50.0 IP) and recorded two saves between Single-A Dunedin and Double-A New Hampshire...Was added to Philadelphia's 40-man roster following the season.

**2014**

Spent the entire season with Single-A Lansing...Posted a 0.75 ERA (1 ER/12.0 IP) in July.

**2013**

In his first domestic season, spent the majority of the season with the Gulf Coast League Blue Jays.

**2012**

Began his professional career with the Dominican Summer League Blue Jays...Appeared in seven games (three starts).

**PERSONAL**

Jimmy Gerard Cordero...Attended Liceo Politecnico Analilian Miranda High School in the Dominican Republic...Is married to wife, Joermy Rodriguez.

**CAREER TRANSACTIONS**

2012.....Signed by TOR as a non-drafted free agent, Jan. 6.

2015.....Acquired by PHI with RHP Alberto Tirado in exchange for OF Ben Revere, July 31.

2016.....Acquired by Washington in exchange for a player to be named, Nov. 23.

**SIGNED BY**

Ismael Cruz and Jose Rosario (Blue Jays)

**CAREER FIELDING**

YEAR / POS.

	PCT	G	PO	A	E	TC	DP
2018 / P	.667	22	1	1	1	3	0
Career / P	.667	22	1	1	1	3	0





# WIL CROWE

# 72

**RHP**

**BATS:** RIGHT

**BORN:** 9/9/94 Kingston, TN

**THROWS:** RIGHT

**'19 OPENING DAY AGE:** 24

**HEIGHT:** 6'2"

**MLB SERVICE:** 0.000

**WEIGHT:** 232

**ACQUIRED:** Selected in the second round of the 2017 First-Year Player Draft

[wil\\_crowe](#)

[@WilCrowe15](#)

## CROWE CAREER RECORD

YEAR	CLUB	W	L	ERA	G	GS	CG	SHO	SV	IP	H	R	ER	HR	HB	BB	SO	SO/9	WP	BK	BAA
2017	GCL Nationals	0	0	4.91	2	2	0	0	0	3.2	3	2	2	0	0	1	2	4.5	0	0	.250
	Auburn	0	0	2.61	7	7	0	0	0	20.2	18	6	6	3	1	3	15	6.5	1	0	.234
2018	Potomac	11	0	2.69	16	15	0	0	0	87.0	71	32	26	6	4	30	78	8.1	9	0	.222
	Auburn	0	0	0.00	1	1	0	0	0	3.0	2	0	0	0	0	2	1	3.0	0	0	.220
	Harrisburg	0	5	6.15	5	5	0	0	0	26.1	31	25	18	4	1	16	15	5.1	1	0	.307
<b>MINORS TOTALS</b>		11	5	3.33	31	30	0	0	0	140.2	125	65	52	13	6	52	111	7.1	11	0	.239

## CAREER

Washington's second-round pick in the 2017 First-Year Player Draft took part in his first Major League Spring Training in 2019...Has climbed Washington's top prospect list during his two years in the system (No. 5 in 2019, No. 7 in 2018)...Is cited by *Baseball America* as having the "Best Changeup" in Washington's system.

## 2018

Named Washington's co-Minor League Pitcher of the Year and Carolina League Pitcher of the Year...Went 11-5 with a 3.40 ERA in 22 games (21 starts) between three levels of Washington's system...His 11 wins were tied for the most among Nationals farmhands, while his 3.40 ERA ranked fourth among full-season Nationals Minor Leaguers...Began the season 11-0 with a 2.60 ERA through his first 17 games (16 starts) between Single-A Potomac and Double-A Harrisburg...Was named a Carolina League mid-season All-Star before being promoted to Harrisburg on Aug. 7... Entered the season rated as the No. 7 prospect in Washington's system according to *Baseball America* and the No. 6 prospect by MLB.com...Was cited by *Baseball America* as having the "Best Curveball" among Nationals Minor Leaguers.

## 2017

Reported to the GCL Nationals following the Draft...Was promoted to short-season Single-A Auburn on July 27...Did not allow a run in his first two New York-Penn League starts.

## PERSONAL

William Chandler Crowe...Attended Pigeon Forge (TN) High School and the University of South Carolina...Was rated the No. 36 overall prospect in the nation in the 2017 Draft by MLB.com...Went 6-5 with a 3.41 ERA in 15 starts for the Gamecocks as a junior...Struck out a career-high 90 batters during the 2017 season and walked just 31...Was rated as the No. 6 prospect in the Southeastern Conference for the 2017 MLB Draft by *Baseball America*, and was a 2017 Preseason All-America third team selection by *Baseball America*.

## AWARDS AND HONORS

- 2019..... Washington's No. 5 prospect, per *Baseball America*
- 2018..... Washington's co-Minor League Pitcher of the Year
- 2018..... Carolina League Pitcher of the Year
- 2018..... Carolina League All-Star (post-season)
- 2018..... Carolina League All-Star (mid-season)
- 2018..... Washington's No. 7 prospect, per *Baseball America*

## CROWE

### CAREER TRANSACTIONS

- 2013..... Selected by CLE in 31st round of the First-Year Player Draft (did not sign).
- 2016..... Selected by CLE in 21st round of the First-Year Player Draft (did not sign).
- 2017..... Selected by Washington in 2nd round of the First-Year Player Draft.

### SIGNED BY

Paul Faulk (Nationals)

NATIONALS PARK  
COMMUNITY RELATIONS  
FOUNDATION  
DREAM  
YOUTH BASEBALL ACADEMY  
FRONT OFFICE OWNERSHIP  
MANAGER | COACHING STAFF  
PLAYERS  
2018 IN REVIEW  
HISTORY AND RECORDS  
SCOUTING | RESEARCH | PLAYER DEV.

MEDIA





# WILMER DIFO

# 1

**INF**
**BATS:** SWITCH

**THROWS:** RIGHT

**HEIGHT:** 5'11"

**WEIGHT:** 200

**BORN:** 4/2/92 Santiago de los Caballeros, DOM

**'19 OPENING DAY AGE:** 26

**MLB SERVICE:** 2.110

**ACQUIRED:** Signed as a non-drafted free agent, June 3, 2010

**DIFO CAREER RECORD**

YEAR	CLUB	AVG	G	AB	R	H	TB	2B	3B	HR	RBI	SH	SF	HP	BB	SO	SB	CS	OBP	SLG	OPS	E
2010	DSL Nationals	.209	45	148	18	31	41	2	4	0	11	2	1	2	16	27	12	4	.293	.277	.570	20
2011	DSL Nationals	.297	39	145	31	43	60	4	5	1	7	1	0	3	27	20	26	8	.417	.414	.831	11
	GCL Nationals	.273	25	88	10	24	34	4	3	0	8	5	1	0	10	8	5	3	.343	.386	.729	11
2012	GCL Nationals	.263	54	198	33	52	65	7	3	0	13	0	1	2	34	35	19	5	.374	.328	.702	16
2013	Potomac	.222	6	18	2	4	5	1	0	0	1	0	0	0	2	3	0	1	.300	.278	.578	2
	Hagerstown	.220	16	50	7	11	19	2	0	2	11	0	1	0	5	13	4	1	.286	.380	.666	5
	Auburn	.217	33	120	15	26	40	3	4	1	6	2	1	3	10	17	3	2	.291	.333	.624	5
	GCL Nationals	.211	6	19	6	4	8	1	0	1	3	0	0	0	4	3	2	0	.348	.421	.769	0
2014	Hagerstown	.315	136	559	91	176	263	31	7	14	90	2	6	6	37	65	49	9	.360	.470	.830	18
2015	Potomac	.320	19	75	13	24	40	7	0	3	14	0	0	0	8	13	4	1	.386	.533	.919	2
	Harrisburg	.279	87	359	48	100	139	21	6	2	39	0	3	7	12	79	26	1	.312	.387	.699	12
	Washington	.182	15	11	1	2	2	0	0	0	0	0	0	0	2	0	0	0	.182	.182	.364	0
2016	Harrisburg	.259	104	410	59	106	145	15	3	6	41	2	2	3	34	59	28	11	.318	.354	.672	19
	Washington	.276	31	58	14	16	22	3	0	1	7	0	0	0	8	12	3	0	.276	.364	.743	2
	Syracuse	.200	1	5	0	1	1	0	0	0	0	0	0	0	0	2	0	0	.200	.200	.400	1
2017	Washington	.271	124	332	47	90	123	10	4	5	21	5	3	1	24	74	10	1	.319	.370	.689	7
	Syracuse	.175	10	40	5	7	9	2	0	0	1	0	0	0	5	6	0	0	.267	.225	.492	2
2018	Washington	.230	148	408	55	94	143	14	7	7	42	3	4	2	39	82	10	3	.298	.350	.648	5
<b>MINORS TOTALS</b>		.273	581	2234	338	609	869	100	35	30	245	14	16	26	204	350	178	46	.338	.389	.727	125
<b>MLB TOTALS</b>		.250	318	809	117	202	290	27	11	13	70	8	7	3	71	170	23	4	.310	.358	.669	14

**2016 POSTSEASON**

RD.	CLUB, OPP	AVG	G	AB	R	H	TB	2B	3B	HR	RBI	SH	SF	HP	BB	SO	SB	CS	OBP	SLG	OPS	E
NLDS	WSH vs. LAD	.000	2	2	0	0	0	0	0	0	0	0	0	0	0	0	1	0	.000	.000	.000	0
<b>TOTALS</b>		.000	2	2	0	0	0	0	0	0	0	0	0	0	0	0	1	0	.000	.000	.000	0

**2017 POSTSEASON**

RD.	CLUB, OPP	AVG	G	AB	R	H	TB	2B	3B	HR	RBI	SH	SF	HP	BB	SO	SB	CS	OBP	SLG	OPS	E
NLDS	WSH vs. CHI	.000	1	1	0	0	0	0	0	0	0	0	0	0	0	0	0	0	.000	.000	.000	0
<b>TOTALS</b>		.000	1	1	0	0	0	0	0	0	0	0	0	0	0	0	0	0	.000	.000	.000	0

**CAREER**

Speedy, switch-hitting middle infielder is a product of Washington's revamped scouting efforts in the Dominican Republic...Is 23-for-27 (85.2%) in stolen-base attempts in the big leagues...Possesses a strong throwing arm and versatility that has allowed him to appear at shortstop, second base, and third base as a pro...Exploded onto the scene in 2014, earning him recognition and inclusion on *Baseball America's* Top 10 Prospect List for the Nationals (No. 7), Washington's "Bob Boone Award" that year and was cited by *Baseball America* as the "Best Defensive Infielder" among Nationals farmhands.

**2018**

Appeared in a career-high 148 games and was called upon to be Washington's everyday second baseman in late Aug...Recorded career-highs in nearly every offensive category...Appeared at second base (112 G), third base (20 G), shortstop (9 G) and center field (1 G)...

Following the trade of Daniel Murphy, posted a .571 slugging percentage (3 2B, 3B 4 HR) from Aug. 21-Sept. 5...Ranked tied for eighth in the National League with eight triples in 2018...Posted his best splits at home (.289/.351/.488, 9 2B, 4 3B, 5 HR, 22 RBI) and as a left-handed batter (.252/.319/.385, 10 2B, 7 3B, 6 HR, 38 RBI)...Recorded his first walk-off hit on May 6 vs. Philadelphia...Posted a nine-game hitting streak from April 28-May 6, the second-longest streak of his career...Ranked fourth among National League middle infielders (7th in MLB) with a .988 fielding percentage.

**AWARDS AND HONORS**

- 2017..... Washington's No. 4 prospect, per *Baseball America*
- 2016..... Washington's No. 6 prospect, per *Baseball America*
- 2015..... MiLB.com Organizational All-Star
- 2015..... Washington's No. 7 prospect, per *Baseball America*
- 2014..... Washington's "Bob Boone Award" winner
- 2014..... South Atlantic League MVP
- 2014..... South Atlantic League All-Star (mid-season)
- 2014..... South Atlantic League All-Star (post-season)
- 2014..... MiLB.com Organizational All-Star
- 2014..... *Baseball America* All-Star

**2017**

Made his first Opening Day roster... Appeared at shortstop (57 G), second base (24 G), third base (6 G) and outfield (6 G)...Was thrust into everyday duty when Trea Turner went down with a fractured wrist at the end of June...Hit .339 (56-for-165) with six doubles, three triples, three homers, 14 RBI, seven stolen bases and 31 runs scored in 43 starts in the absence of Turner...Posted a .381 OBP and a .467 SLG during that stretch...Recorded a career-best 11-game hitting streak from Aug. 5 to Aug. 16...Hit .286/.331/.401 in 74 starts...Hit safely in 29 of 37 starts since Aug. 5...Among shortstops with at least 450.0 innings played, ranked first in the NL (third in MLB) in *FanGraphs.com* UZR/150 (9.9)...On July 7 vs. Milwaukee, he joined Brian Goodwin, Ryan Zimmerman and Bryce Harper in clubbing back-to-back-to-back-to-back home runs -- tying a Major League record for consecutive home runs (joining seven other clubs) and marking the first time in franchise history a Nationals or Expos team had accomplished that feat...Hit .310/.348/.500 as a righty and .258/.310/.327 as a lefty...Following the season, hit .317 (32-for-101) with five doubles, a triple, two homers, 10 RBI four stolen bases and 15 runs scored in 26 games for Aguilas Cibaenas of the Dominican Winter League.

**2016**

Enjoyed two stints with Washington...Was recalled on July 27 and appeared in 18 games before being optioned to Triple-A Syracuse...Was recalled on Sept. 6 and remained with the club through the end of the 2016 season...Clubbed his first MLB home run, Sept. 29 vs. Arizona (Ray)...Recorded his first MLB RBI, Aug. 1 at Arizona...Reached safely in nine of the last 10 games of the 2016 season...Recorded six hits, five walks and seven runs in that stretch (.423 on-base percentage)...Collected two hits and four walks in 14 pinch hit appearances (.429 OBP)...Appeared at second base (9 G), shortstop (5 G) and third base (3 G)...Was on Washington's Postseason roster...Hit .258 with 15 doubles, three triples, six homers, 41 RBI, 28 stolen bases and 59 runs scored in 105 games between Double-A Harrisburg and Triple-A Syracuse...Ranked fourth among Nationals farmhands and ninth in the Eastern League with 28 stolen bases...Following the season, was rated by *Baseball America* as having the "Best Infield Arm" in the Eastern League...Following the season, hit .333 with three doubles, one home run, 11 RBI, three stolen bases and nine runs scored in 14 games with Gigantes del Cibao of the Dominican Winter League.

**2015**

Began the season with Single-A Potomac before being promoted to Double-A Harrisburg on April 30...Was recalled from Double-A Harrisburg on May 19 and made his MLB debut, notched first MLB hit, a sharply-struck pinch-hit single, that night vs. New York (AL)...Hit .286 with 28 doubles, six triples, five homers, 53 RBI, 20 walks, 30 stolen bases and 61 runs in 106 games between Potomac and Harrisburg...Ranked tied for second among Nationals farmhands in stolen bases (30) and seventh in batting average (.286).

**2014**

Named the South Atlantic League's Most Valuable Player after leading the league with 176 hits while ranking second in total bases (263), second in stolen bases (49), fourth in RBI (90) and fourth in runs scored (91)...90 RBI were the most among Nationals farmhands, while his .315 average was good for second...Recipient of the "Bob Boone Award"...Named an Organizational All-Star by MiLB.com.

**2013**

Hit a combined .217 with seven doubles, four triples, four home runs 21 RBI, 21 walks and 30 runs scored in 61 games between four levels.

**2012**

In his first full domestic season, led the Gulf Coast League with 34 walks and ranked among hitters with 19 stolen bases (2nd) and 33 runs scored (3rd).

**2011**

Began the season with the DSL Nationals before being promoted to the Gulf Coast League in mid-July...His 31 stolen bases were tied for third among Nationals farmhands and were good for sixth in the DSL.

**2010**

Signed with the Nationals on June 3, 2010 and reported to the DSL Nationals shortly thereafter...Tied for the team lead with four triples.

**PERSONAL**

Wilmer Francisco Difo...Pronounced DEE-foh...Signed with the Nationals at the age of 18...Often practiced without a glove growing up...Was eventually given one by one of his mother's clients at her salon...Caught the eye of Nationals scout Modesto Ulloa after Difo volunteered to catch bullpen sessions following the workout.

**CAREER FIELDING**

YEAR / POS.	PCT.	G	PO	A	E	TC	DP
2018 / 2B	.992	112	147	214	3	346	45
2018 / 3B	.947	20	11	25	2	38	1
2018 / SS	1.000	9	10	12	0	22	3
2018 / CF	—	1	0	0	0	0	0
CAREER / 2B	.989	148	175	269	5	449	52
CAREER / SS	.975	71	91	186	7	284	28
CAREER / 3B	.960	29	12	36	2	50	3
CAREER / RF	1.000	3	7	0	0	7	0
CAREER / CF	1.000	2	3	0	0	3	0
CAREER / LF	—	2	0	0	0	0	0

**CAREER TRANSACTIONS**

2010 ..... Signed by Washington as a non-drafted free agent, June 3, 2010.

**SIGNED BY**

Modesto Ulloa (Nationals)

**CAREER BESTS**

SINGLE-GAME HITS..... 3, 3x; Last: 7/30/17 vs. COL  
 SINGLE-GAME RBI..... 3, 8/28/18 at NYM  
 HITTING STREAK..... 11 games, 8/5/17 - 8/16/17  
 MULTI-HR GAMES..... None  
 CAREER GRAND SLAMS..... None  
 CAREER PINCH HOMERS..... None  
 CAREER WALK-OFF HOMERS..... None

DIFO





## SEAN DOOLITTLE

62

LHP

BATS: LEFT

BORN: 9/26/86 Rapid City, SD

THROWS: LEFT

'19 OPENING DAY AGE: 32

HEIGHT: 6'2"

MLB SERVICE: 6.122

WEIGHT: 210

ACQUIRED: Acquired from Oakland with RHP Ryan Madson in exchange for LHP Jesus Luzardo, INF Sheldon Neuse, and RHP Blake Treinen, July 16, 2017

@whatwouldDOOdo

## DOOLITTLE CAREER RECORD

YEAR	CLUB	W	L	ERA	G	GS	CG	SHO	SV	IP	H	R	ER	HR	HB	BB	SO	SO/9	WP	BK	BAA
2007	Vancouver									DID NOT PITCH											
	Kane County									DID NOT PITCH											
2008	Stockton									DID NOT PITCH											
	Midland									DID NOT PITCH											
2009	Sacramento									DID NOT PITCH											
2010	Sacramento									DID NOT PITCH / Injured											
2011	AZL Athletics	0	0	9.00	1	0	0	0	0	1.0	0	1	1	0	0	1	2	18.0	0	0	.000
2012	Stockton	0	0	0.87	6	0	0	0	0	10.1	5	2	1	0	2	2	21	18.3	0	0	.143
	Midland	0	0	0.82	8	0	0	0	1	11.0	2	2	1	0	1	4	19	15.5	0	0	.086
	Sacramento	0	0	0.00	2	0	0	0	0	3.2	1	0	0	0	0	1	8	19.6	0	0	.083
	Oakland	2	1	3.04	44	0	0	0	1	47.1	40	18	16	3	0	11	60	11.4	0	0	.227
2013	Oakland	5	5	3.13	70	0	0	0	2	69.0	53	24	24	4	2	13	60	7.8	2	0	.214
2014	Oakland	2	4	2.73	61	0	0	0	22	62.2	38	19	19	5	0	8	89	12.8	0	0	.169
2015	Stockton*	0	1	12.00	3	0	0	0	0	3.0	5	4	4	2	0	0	2	6.0	0	0	.385
	Midland*	0	0	0.00	1	0	0	0	0	1.0	1	0	0	0	0	0	0	0.0	0	0	.250
	Nashville*	0	0	3.00	6	0	0	0	0	6.0	3	2	2	2	0	0	13	19.5	0	0	.143
	Oakland	1	0	3.95	12	0	0	0	4	13.2	12	6	6	1	0	5	15	9.9	0	0	.235
2016	Oakland	2	3	3.23	44	0	0	0	4	39.0	33	14	14	6	0	8	45	10.4	1	0	.231
	Nashville*	0	0	1.50	6	0	0	0	0	6.0	4	1	1	1	0	1	10	15.0	0	0	.182
2017	Oakland	1	0	3.38	23	0	0	0	3	21.1	12	8	8	3	0	2	31	13.1	1	0	.158
	Stockton*	0	0	0.00	2	0	0	0	0	2.0	0	0	0	0	0	0	3	13.5	0	0	.000
	Nashville*	0	0	0.00	1	0	0	0	0	1.0	0	0	0	0	0	0	2	18.0	0	0	.000
	Washington	1	0	2.40	30	0	0	0	21	30.0	22	10	8	2	0	8	31	9.3	2	0	.204
2018	Washington	3	3	1.60	43	0	0	0	25	45.0	21	8	8	3	2	6	60	12.0	1	0	.135
	MINORS TOTALS	0	1	2.00	36	0	0	0	1	45.0	21	12	10	5	3	9	80	16.0	0	0	.135
	MLB TOTALS	17	16	2.83	327	0	0	0	82	328.0	231	107	103	27	4	61	391	10.7	7	0	.195

\* - Rehab Assignment

## CAREER BATTING RECORD

YEAR	CLUB	AVG	G	AB	R	H	TB	2B	3B	HR	RBI	SH	SF	HP	BB	SO	SB	CS	OBP	SLG	OPS	E
2018	Washington	.000	0	0	0	0	0	0	0	0	0	0	0	0	0	0	0	0	.000	.000	.000	0
	MLB TOTALS	.000	84	1	0	0	0	0	0	0	0	0	0	0	0	0	0	0	.000	.000	.000	2

## 2012 POSTSEASON

RD.	CLUB, OPP.	W	L	ERA	G	GS	CG	SHO	SV	IP	H	R	ER	HR	HB	BB	SO	SO/9	WP	BK	BAA
ALDS	OAK vs. DET	0	0	3.38	3	0	0	0	0	2.2	5	3	1	0	0	0	5	16.9	0	0	.385
	TOTALS	0	0	3.38	3	0	0	0	0	2.2	5	3	1	0	0	0	5	16.9	0	0	.385

## 2013 POSTSEASON

RD.	CLUB, OPP.	W	L	ERA	G	GS	CG	SHO	SV	IP	H	R	ER	HR	HB	BB	SO	SO/9	WP	BK	BAA
ALDS	OAK vs. DET	0	1	4.15	4	0	0	0	0	4.1	3	2	2	1	0	2	6	12.5	0	0	.176
	TOTALS	0	1	4.15	4	0	0	0	0	4.1	3	2	2	1	0	2	6	12.5	0	0	.176

## 2014 POSTSEASON

RD.	CLUB, OPP.	W	L	ERA	G	GS	CG	SHO	SV	IP	H	R	ER	HR	HB	BB	SO	SO/9	WP	BK	BAA
ALWC	OAK vs. KCR	0	0	4.50	1	0	0	0	0	2.0	2	1	1	0	0	0	0	0.0	0	0	.400
	TOTALS	0	0	4.50	1	0	0	0	0	2.0	2	1	1	0	0	0	0	0.0	0	0	.400

## 2017 POSTSEASON

RD.	CLUB, OPP.	W	L	ERA	G	GS	CG	SHO	SV	IP	H	R	ER	HR	HB	BB	SO	SO/9	WP	BK	BAA
NLDS	WSH vs. CHI	0	0	0.00	3	0	0	0	1	3.0	1	0	0	0	0	0	4	12.0	0	0	.111
	TOTALS	0	0	0.00	3	0	0	0	1	3.0	1	0	0	0	0	0	4	12.0	0	0	.111



## ALL-STAR GAME RECORD

YEAR	CLUB	SITE	W	L	ERA	G	GS	CG	SHO	GF	SV	IP	H	R	ER	HR	HB	BB	SO	WP	BK	BAA
2014	AL	at MIN	0	0	0.00	1	0	0	0	0	0	0.2	1	0	0	0	0	0	2	0	0	.333
2018	NL	at WSH																				
												DID NOT PITCH										
<b>TOTALS</b>			0	0	0.00	1	0	0	0	0	0	0.2	1	0	0	0	0	0	2	0	0	.333

## CAREER

Hard-throwing left-handed reliever came to Washington via mid-July 2017 trade that helped solidify Washington's bullpen en route to the 2017 National League East Division championship...Ranks ninth among active left-handed relievers with 10.7 strikeouts per 9.0 innings since his debut in 2012...Ranks third among active relievers (first among active lefties) with 1.67 walks per 9.0 innings since 2012...Began his career with the Oakland Athletics, where he began his professional career as a first baseman before converting to the relief role... Made his MLB debut in 2012 after just 17 professional games on the mound.

## 2018

Earned his second career All-Star selection after very strong first half...Was one of the top relievers in MLB to start the season, recording 22 saves and a 1.45 ERA in 35 games before being placed on 10-day disabled list on July 10...Missed 54 games with left-toe inflammation...Returned from the DL on Sept. 2...All told in 2018, put together one of the most historic seasons by a relief pitcher in Major League history...According to Baseball-Reference.com, his combination of 0.60 WHIP and 10.00 strikeout-to-walk ratio was the second-best in Major League history, joining Boston's Koji Uehara in 2013...Doolittle and Uehara are the only two relievers in Major League history to put up those numbers in a season...Offered scoreless relief in 37 of 43 appearances...Led National League relievers in opp. on-base percentage (.178), opp. slugging percentage (.213), opp. OPS (.391), WHIP (0.60) and save percentage (96.2%)...Ranked seventh in the NL with 25 saves...Trailed only Cleveland's Dan Otero (5) for the fewest walks (6) among pitchers with at least 45.0 innings pitched...On April 11 at Atlanta, he intentionally walked Freddie Freeman in the 10th inning...Did not issue another walk until Sept. 11 at Philadelphia (9th inn., Santana), a span of 30 games (32.0 IP), striking out 39 batters during this span...Following the season, was named a recipient of the 2018 Bob Feller Act of Valor Award for his values, integrity, and dedication to serving our country that Bob Feller himself displayed.

## 2017

Began the season with Oakland before being acquired by Washington, along with RHP Ryan Madson, on July 16...Went 21-for-22 in save opportunities with Washington...Converted 21-of-21 SVO before his last outing, Sept. 28 vs. Pittsburgh...Went 1-0 with a 2.40 ERA, 31 strikeouts and eight walks in 30 games with Washington...The Nationals posted a 30-0 record in games he pitched following the trade...Including his first half of the season, with Oakland, ranked ninth among all MLB relievers in WHIP (0.86), and 11th in SO/BB ratio (6.25)...Was particularly tough against left-handed batters, limiting them to a .146 average (6-for-41) with one double, three walks and 14 strikeouts...Ranked second in the National League (tied for third in MLB) in saves after the All-Star break with 21, trailing only Milwaukee's Corey Knebel (25) in the National League...Was named National League Reliever of the Month in September after posting a 1.64 ERA (2 ER/11.0 IP), 14 strikeouts, three walks and was 8-for-9 in save opportunities...From July 30 through the end of the season, ranked fourth among MLB relievers with a 1.38 ERA (4 ER/26.0 IP)...Recorded his first career Postseason save, closing out Game 2 of the NLDS as Washington won, 6-3...Also closed out the win in Game 4, but was not credited with the save as Washington won, 5-0.

## 2016

Was 2-3 with four saves and a 3.23 ERA in 44 games in a season shortened by a two-month stint on the disabled list with a strained left shoulder...Recorded a 5.63 strikeout-to-walk ratio, tied for ninth among American League relievers...Allowed at least one run in three of his first six appearances through April 15, then did not allow a run in 22 of his next 24 games from April 16 to June 12...Compiled a 1.33 ERA and .132 opponents batting average over that span...Made his 200th career appearance April 29 against Houston...Stranded each of his 10 inherited runners over a 24-game stretch from May 4 to Sept. 11...Did not issue a walk over his final 16 games, 14.2 innings and 61 batters faced...Recorded his fourth save of the season and the 33rd of his career on June 23 at Los Angeles (AL), setting an Oakland record for career saves by a left-handed pitcher, breaking the previous mark of 32 held by Rick Honeycutt and Paul Lindblad.

## 2015

Missed 121 games due to two stints on the disabled list...Began the season on the 15-day DL with a strained left rotator cuff...Was reinstated May 26 and pitched the next day against Detroit before returning to the DL May 30 retroactive to May 28 with a strained left shoulder...Went 1-0 with four saves, a blown save and a 3.95 ERA in 12 relief appearances overall...Surrendered just one home run in 13.2 innings but it was to a left-handed hitter (Calhoun, LAA on Sept. 30), which was his first against a lefty since April 28, 2013 (Davis, BAL).

## AWARDS AND HONORS

- 2018..... "Good Guy" Award (D.C. Media)
- 2018..... Bob Feller Act of Valor Award
- 2018..... National League All-Star at WSH
- 2017..... National League Reliever of the Month (Sept.)
- 2014..... American League All-Star at MIN
- 2013..... Oakland Athletics Dave Stewart Service Award
- 2012..... MLB.com Organization All-Star
- 2011..... Oakland's No. 17 prospect, per *Baseball America*
- 2010..... Oakland's No. 10 prospect, per *Baseball America*
- 2009..... Oakland's No. 11 prospect, per *Baseball America*
- 2008..... Arizona Fall League All-Prospect Team
- 2008..... Arizona Fall League Rising Star
- 2008..... California League All-Star (mid-season)
- 2008..... Oakland's No. 17 prospect, per *Baseball America*

## SEAN DOOLITTLE // LHP

### 2014

Took over as the A's closer in May in just his third professional season as a pitcher and saved a team-leading 22 games en route to being named an American League All-Star...Set an Athletics record for saves by a left-hander, breaking the previous mark of 17 set by Alan Embree in 2007...Had three career saves entering the season...His strikeout-to-walk ratio of 11.13 was the highest among Major League relievers and at the time, it was second highest in Athletics history (Eckersley, 18.25 in 1990) and tied for sixth highest in MLB since 1900 (min. 60.0 ip)...Averaged 1.15 walks per 9.0 innings, which ranked third among American League relievers and fifth lowest in Athletics history at the time among pitchers with 60 or more innings...Had a career-high 26.1-inning scoreless streak from April 29 through June 27...The streak was fourth longest in Oakland history by a reliever and third longest by any AL pitcher in 2014...Issued his first walk of the season May 20 at Tampa Bay (Hanigan)...It was his first walk since Aug. 31, 2013 against Tampa Bay, snapping a 30-game, 33.0-inning, 124-batter streak without a walk...The 33.0-inning streak was second longest in Oakland history (50.1, Dennis Eckersley, Aug. 17, 1989-June 12, 1990).

### 2013

Went 5-5 with two saves and a 3.13 ERA in 70 relief appearances...Allowed just 2-of-32 (6.3%) inherited runners to score, which was the lowest mark in the Majors Leagues...Dating back to 1974, the first year inherited runner data is available, that was the lowest mark in Oakland history and the eighth best mark in MLB...Issued two walks April 22 at Boston, the first time he walked more than one batter in an outing in his career.

### 2012

Was converted to pitcher late in 2011 and had just one professional appearance on the mound entering the season...Pitched for Single-A Stockton, Double-A Midland and Triple-A Sacramento before he was promoted to Oakland June 4...Spent the rest of the season with the A's, posting a 2-1 record with a save and a 3.04 ERA in 44 appearances in his Major League debut...Was recalled from Triple-A Sacramento June 4 and made his Major League debut June 5 against Texas...Struck out the first three batters he faced...The last A's pitcher to strike out the first three batters he faced in his career was Blake Stein May 10, 1998 against Chicago...Earned his first MLB save on July 21 against New York.

### 2011

Missed nearly the entire season...Was placed on Sacramento's disabled list April 7 as he continued to recover from surgery on a torn left patella...While on the disabled list, he began to work out as a pitcher...Was both a pitcher and hitter in college at the University of Virginia...Was reinstated from the disabled list Aug. 29 and transferred to the A's affiliate in the Arizona Rookie League...Made his professional debut as a pitcher that day.

### 2010

Spent the entire season on the disabled list at Triple-A Sacramento as he recovered from knee surgery to repair a tear in his left patella tendon... Was added to the 40-man roster Nov. 19.

### 2009

Appeared in just 28 games in his first season at Triple-A Sacramento because of knee problems...Batted .267 with four home runs and 14 RBI... Added 15 walks for a .364 on-base percentage...Did not commit an error in 24 games in right field and three at third base.

### 2008

Split his first full professional season between Single-A Stockton and Double-A Midland and hit a combined .286 with 40 doubles, three triples, 22 home runs and 91 RBI in 137 games...Tied for ninth in all of minor league baseball with 65 extra base hits...Led the A's farm system in hits (153) and doubles, ranked second in extra-base hits and total bases (265), tied for second in runs (89), tied for third in RBI, tied for fourth in walks (63) and tied for fifth in home runs.

### 2007

Made his professional debut with Single-A Vancouver of the Northwest League and batted .283 with no home runs and four RBI in 13 games before he was transferred to Kane County of the Midwest League July 3...Hit .233 in with four home runs and 29 RBI in 55 games with the Cougars.

### PERSONAL

Sean Robert Doolittle...Graduated from Shawnee (NJ) High School...Attended the University of Virginia and left as the school's career RBI leader (167)... Also compiled 21 wins as a pitcher, which is the best in Cavaliers history...Named ACC Player of the Year as a sophomore in 2006 and also earned All-ACC honors in 2007...Was inducted into UVA's Hall of Fame in January of 2018...Along with his wife, Eireann, is involved in numerous charities.

#### CAREER TRANSACTIONS

2004..... Selected by ATL in 39th round of First-Year Player Draft (did not sign).  
 2007..... Selected by OAK in first round (No. 41) of First-Year Player Draft.  
 2017..... Acquired by Washinton along with RHP Ryan Madson in exchange for RHP Blake Treinen, LHP Jesus Luzardo, and INF Sheldon Neuse.

#### SIGNED BY

Neil Avent (Athletics)

#### CAREER FIELDING

YEAR / POS.	PCT	G	PO	A	E	TC	DP
2018 / P	1.000	43	4	3	0	7	1
Career / P	.943	327	7	26	2	35	2

#### CAREER BESTS

LONGEST START.....	None
WINNING STREAK.....	None
MOST SINGLE-GAME K'S.....	5, 6/10/12 at ARI
CAREER 10-K GAMES.....	None
HOME RUNS HIT.....	None

DOOLITTLE



# BRIAN DOZIER

# 9

**2B**

**BATS:** RIGHT      **BORN:** 5/15/87 *Fulton, MS*  
**THROWS:** RIGHT      **'19 OPENING DAY AGE:** 31  
**HEIGHT:** 5'11"      **MLB SERVICE:** 6.100  
**WEIGHT:** 200      **ACQUIRED:** Signed as a free agent, Jan. 13, 2019

## DOZIER CAREER RECORD

YEAR	CLUB	AVG	G	AB	R	H	TB	2B	3B	HR	RBI	SH	SF	HP	BB	SO	SB	CS	OBP	SLG	OPS	E
2009	GCL Twins	.286	5	14	1	4	4	0	0	0	0	0	0	0	2	1	0	0	.375	.286	.661	0
	Elizabethton	.353	53	218	38	77	94	17	0	14	1	3	3	23	26	3	0	0	.417	.431	.848	14
2010	Beloit	.278	39	151	24	42	51	7	1	0	17	3	0	0	16	16	6	1	.347	.338	.685	7
	Fort Myers	.274	93	350	44	96	124	11	1	5	42	9	6	1	44	41	10	4	.352	.354	.706	15
2011	Fort Myers	.322	49	180	32	58	85	11	5	2	22	3	2	6	27	20	13	4	.423	.472	.895	8
	New Britain	.318	78	311	60	99	156	22	7	7	34	7	0	5	28	46	11	7	.384	.502	.886	5
2012	Rochester	.232	48	181	15	42	61	11	1	2	17	1	3	1	14	34	3	2	.286	.337	.623	7
	Minnesota	.234	84	316	33	74	105	11	1	6	33	4	3	1	16	58	9	2	.271	.332	.603	15
2013	Minnesota	.244	147	558	72	136	231	33	4	18	66	3	4	6	51	120	14	7	.312	.414	.726	6
2014	Minnesota	.242	156	598	112	145	249	33	1	23	71	3	8	9	89	129	21	7	.345	.416	.761	15
2015	Minnesota	.236	157	628	101	148	279	39	4	28	77	0	8	7	61	148	12	4	.307	.444	.751	8
2016	Minnesota	.268	155	615	104	165	336	35	5	42	99	2	5	8	61	138	18	2	.340	.546	.886	8
2017	Minnesota	.271	152	617	106	167	307	30	4	34	93	0	2	8	78	141	16	7	.359	.498	.857	5
2018	Minnesota	.227	104	410	65	93	166	21	2	16	52	0	3	3	46	96	8	3	.307	.405	.712	8
	Los Angeles (NL)	.182	47	143	16	26	50	9	0	5	20	0	2	1	24	33	4	0	.300	.350	.650	4
<b>MINORS TOTALS</b>		.298	365	1405	214	418	575	79	15	16	146	24	14	16	154	184	46	18	.370	.409	.779	56
<b>MLB TOTALS</b>		.246	1002	3885	609	954	1723	211	21	172	511	12	35	43	426	863	102	32	.324	.444	.768	69

## 2017 POSTSEASON

RD.	CLUB, OPP	AVG	G	AB	R	H	TB	2B	3B	HR	RBI	SH	SF	HP	BB	SO	SB	CS	OBP	SLG	OPS	E
ALWC	MIN vs. NYY	.500	1	4	1	2	5	0	0	1	1	0	0	0	1	2	0	0	.600	1.250	1.850	0
<b>TOTALS</b>		.500	1	4	1	2	5	0	0	1	1	0	0	0	1	2	0	0	.600	1.250	1.850	0

## 2018 POSTSEASON

RD.	CLUB, OPP	AVG	G	AB	R	H	TB	2B	3B	HR	RBI	SH	SF	HP	BB	SO	SB	CS	OBP	SLG	OPS	E
NLDS	LAD vs. ATL	.500	1	2	0	1	1	0	0	0	0	0	0	0	0	1	0	0	.500	.500	1.000	0
NLCS	LAD vs. MIL	.111	6	9	1	1	1	0	0	0	2	0	0	1	2	2	1	1	.333	.111	.444	0
WS	LAD vs. BOS	.000	4	5	2	0	0	0	0	0	0	0	0	0	3	1	0	0	.375	.000	.375	0
<b>TOTALS</b>		.125	11	16	3	2	2	0	0	0	2	0	0	1	5	4	1	1	.364	.125	.489	0

## ALL-STAR GAME RECORD

YEAR	CL, SITE	AVG	G	AB	R	H	TB	2B	3B	HR	RBI	SH	SF	HP	BB	SO	SB	CS	OBP	SLG	OPS	E
2015	AL, CIN	1.000	1	1	1	1	4	0	0	1	1	0	0	0	0	0	0	0	1.000	4.000	5.000	0
<b>TOTALS</b>		1.000	1	1	1	1	4	0	0	1	1	0	0	0	0	0	0	0	1.000	4.000	5.000	0

## CAREER

Power-hitting second baseman with strong defensive capabilities signed a one-year contract with the Nationals in Jan. 2019...An American League All-Star (2015) and a Rawlings Gold Glove Award winner (2017)...Has clubbed 172 home runs since his Major League debut in 2012, the most among Major League second basemen during that stretch...His 404 career extra-base hits are tied for second among second basemen behind only Robinson Cano (421) since 2012...Has clubbed 28 career leadoff home runs, fourth-most among active Major League players...Since the start of the 2016 season, has accumulated 54 home runs following the All-Star break, the fifth-most in Major League Baseball over this stretch...Hit 42 home runs in 2016, tied for the second most by a second baseman in Major League history with Hall of Famer Rogers Hornsby (42 in 1922) and behind only Davey Johnson (43 in 1973)...Scored at least 100 runs in four consecutive seasons (2014-17), the only player in Twins history to do so...Has appeared in 12 Postseason games, including 11 games as the Los Angeles Dodgers advanced to the 2018 World Series.

## AWARDS AND HONORS

- 2017..... Rawlings Gold Glove Award (AL second basemen)
- 2015..... American League All-Star at CIN
- 2015..... MLBPA Heart and Hustle Award (MIN)
- 2014..... MLBPA Heart and Hustle Award (MIN)
- 2013..... Wilson Def. Player of the Year (AL second basemen)
- 2012..... Minnesota's No. 10 prospect, per *Baseball America*
- 2011..... MiLB Organization All-Star
- 2011..... Arizona Fall League All-Prospect Team
- 2011..... Arizona Fall League Rising Star
- 2011..... Eastern League Player of the Week (Aug. 8)
- 2011..... Florida State League All-Star (mid-season)
- 2011..... Minnesota's No. 30 prospect, per *Baseball America*
- 2010..... Florida State League All-Star (post-season)
- 2009..... Appalachian League All-Star (post-season)
- 2009..... Appalachian League Player of the Week (Aug. 17)

NATIONALS PARK  
 COMMUNITY RELATIONS  
 DREAM FOUNDATION  
 YOUTH BASEBALL ACADEMY  
 FRONT OFFICE | OWNERSHIP  
 COACHING STAFF | MANAGER |  
 PLAYERS  
 IN REVIEW  
 2018  
 HISTORY AND RECORDS  
 RESEARCH | PLAYER DEV.  
 MEDIA



## BRIAN DOZIER // 2B

**2018**

Began the season with the Twins before being acquired by the Dodgers at the non-waiver trade deadline...Ranked among Major League second baseman in walks (3rd, 70), home runs (16th, 21), RBI (16th, 72), extra-base hits (7th, 53), runs scored (8th, 81) and doubles (19th, 30) in 2018...In 151 games between the two clubs, hit .215 with 30 doubles, two triples, 21 home runs, 72 RBI, 12 stolen bases and 81 runs scored...He posted a .305 on-base percentage and a .391 slugging percentage...Opened the season on a 17-game hitting streak (which started on Sept. 22, 2017, making it a 24-game streak)...Hit .307 with four doubles, four homers, 10 RBI, eight walks and 15 runs scored during the 17-game portion of the streak...Hit four homers in the first five games of the season...Appeared in 11 Postseason games for the Dodgers as they advanced to the 2018 World Series.

**2017**

Was Twins Opening Day second baseman and leadoff hitter April 3 vs. Kansas City; was the 700th game of his career...Hit a career-best .271 with 30 doubles, four triples, 34 homers, 93 RBI, 78 walks, 16 stolen bases and 106 runs scored in 152 games...Hit first home run of the season April 12 at Detroit off Michael Fulmer, the 20th leadoff home run of career, tying Jacques Jones for most in Twins history...Passed Jones with 21st on July 14 at Houston...Finished with eight leadoff homers...Hit career home runs 135 and 136 August 4 vs. Texas...The home runs tied and passed Joe Mauer (135 at the time) to move into sole possession of 11th on the Twins all-time list...Hit 20th home run Aug. 6 vs. Texas, becoming the ninth different Twin with 20-plus home runs in four straight seasons...Hit 141st career home run Aug. 18 vs. Arizona, tying Michael Cuddyer for 10th on Twins all-time list; hit 142nd Aug. 20 vs. Arizona, passing Cuddyer and moving into sole possession of 10th...Hit 30th home run Sept. 12 vs. San Diego, becoming the fifth Twin to homer 30-plus times in consecutive seasons (42 in 2016)...Given 2017 Calvin R. Griffith Award for Most Valuable Twin and Bob Allison Award for Twins Leadership, both voted on by the Twin Cities Chapter of the BBWAA...Given 2017 Rawlings Gold Glove Award, becoming second second baseman in Twins history to earn the award, joining Chuck Knoblauch in 1997.

**2016**

Hit a career-high 42 home runs in his fifth season in Minnesota...42 home runs were tied for third in Major League Baseball...Recorded an extra-base hit in 11 straight games June 18-30, setting a Twins record...it marked the longest streak in baseball since Alex Rodriguez had an 11-game streak from the end of 2006 to the 2007 season...It marked the longest in baseball by a middle infielder since Rogers Hornsby hit an extra-base hit in 12 consecutive games in 1928...Hit 40th home run Sept. 12 at Detroit, off Daniel Norris, joining Harmon Killebrew as the only Twins to ever reach the 40-homer mark...Hit 42nd home run Sept. 22 vs. Detroit; was 40th as a second baseman, passing Alfonso Soriano (2002) and setting a new AL record...Given 2016 Calvin R. Griffith Award for Most Valuable Twin, Charles O. Johnson Award for Most Improved Twin and Bob Allison Award for Twins Leadership, all voted on by the Twin Cities Chapter of the BBWAA.

**2015**

Played in a career-high 157 games while posting then career marks across the board...Named an American League All-Star...Finished pre-All-Star break with 48 extra-base hits, the most in Twins/Senators franchise history...Was on AL's final vote ballot but was not elected...Eventually named to AL All-Star team as a reserve, replacing Toronto's Jose Bautista...Entered the game as pinch hitter in the eighth inning and homered off Pittsburgh's Mark Melancon...Ranked fourth among AL second basemen with a .990 fielding percentage (minimum 1,000.0 innings played) and led all of baseball in innings played at the position (1383.0)...Represented the Twins as a finalist for the Hank Aaron Award...Given Carl R. Pohlad Award for Twins Outstanding Community Service.





**2014**

Led Twins in hits (145), home runs (23), walks (89), runs (112), stolen bases (21), games (156), at-bats (598) and ranked second in RBI (71)... Ranked second in the AL and third in baseball in runs scored (112), ranked third in the AL in walks, tied for eighth in times on base (243)...Among all second basemen in baseball, he ranked first in runs and walks, tied for first in home runs, third in times on base (243), fourth in total bases (249), and tied for seventh in doubles (33)...Ranked fifth among second basemen in baseball in double plays (98)...Was only player in baseball with over 100 runs, 30 doubles, 20 home runs, 80 walks and 20 stolen bases...Hit 18 home runs pre-All-Star break and was selected by AL Captain, Toronto's Jose Bautista, to participate in the Gillette Home Run Derby at Target Field; hit two home runs in the first round and did not advance.

**2013**

Made his first career Opening Day roster...Led the Twins in home runs (18)...Was second in doubles (33), hits (136) and RBI (66), and third in walks (51)...Ranked second in home runs among AL second basemen, third in extra-base hits (55) and fifth in doubles...Given the Charles O. Johnson Award as Twins Most Improved Player and the Mike Augustin "Media Good Guy" Award, both voted on by the Twin Cities Chapter of the BBWAA.

**2012**

Was an invite to Twins spring training and started the season with Triple-A Rochester...Had contract selected by Minnesota May 7 as the Twins placed Justin Morneau on 15-day disabled list...Made Major League debut May 7 vs. Los Angeles (AL), going 1-for-4 with his first major league hit, singling off David Carpenter...Hit his first career home run the next day, a solo shot off Ricky Romero May 13 vs. Toronto.

**2011**

Given the Sherry Robertson Award as the Twins minor league Player of the Year, voted on by the Twin Cities Chapter of the BBWAA...Combined to bat .320 with 33 doubles, 12 triples, nine home runs, 56 RBI, 92 runs scored and 24 stolen bases in 127 games at both levels combined...Led the Twins organization in runs scored and triples, was third in hits (157), stolen bases and total bases (241), sixth in doubles, and eighth in walks (55).

**2010**

Hit .272 with seven doubles, one triple, 17 RBI, 16 walks, six stolen bases and 24 runs scored in 39 games for Single-A Beloit.

**2009**

In his first professional season, hit .345 with 17 doubles, 14 RBI, 25 walks and 39 runs scored in 58 games between Single-A Elizabethton and the GCL Twins.

**PERSONAL**

James Brian Dozier...Graduated from Itawamba Agricultural High School in Fulton, Miss. and attended the University of Southern Mississippi where he was named a Louisville Slugger Freshman All-American and to Conference USA All-Freshman team in 2006...Named Second-Team All-Conference USA as a junior...Goes on annual mission trips to Central America with his wife, Renee, to build schools and dig ditches to houses for clean water systems for an organization called Amigos for Christ.

**CAREER TRANSACTIONS**

- 2009**..... Selected by MIN in eighth round of the 2009 First-Year Player Draft.
- 2018**..... Acquired by LAD in exchange for INF Logan Forsythe, OF Luke Raley and LHP Devin Smeltzer.
- 2019**..... Signed with Washington as a free agent, Jan. 10.

**SIGNED BY**

Earl Winn (Twins)

**CAREER FIELDING**

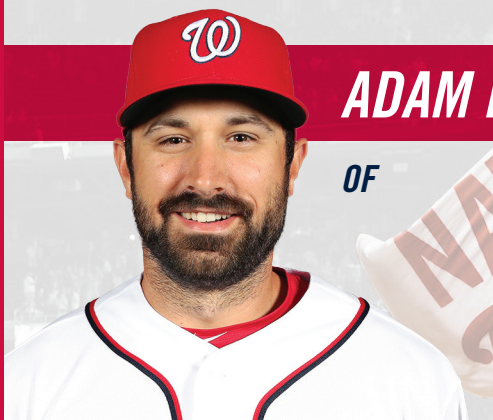
YEAR / POS.	PCT.	G	PO	A	E	TC	DP
2018 / 2B	.979	148	218	342	12	572	79
CAREER / 2B	.987	910	1599	2558	54	4211	625
CAREER / SS	.964	83	111	287	15	413	70

**CAREER BESTS**

- SINGLE-GAME HITS..... 4, 3x, last 5/10/18 at LAA
- SINGLE-GAME RBI ..... 5, 2x, last 7/15/18 vs. TB
- HITTING STREAK..... 24 games, 2x, last: 9/22/17-4/23/18
- MULTI-HR GAMES (8)..... 9/5/16 vs. KC (3)
- 7/13/14 at COL (2)
- 5/24/15 at CWS (2)
- 6/28/16 at CWS (2)
- 7/31/16 vs. CWS (2)
- 5/2/17 vs. OAK (2)
- 8/4/17 vs. TEX (2)
- 4/1/18 at BAL (2)
- CAREER GRAND SLAMS (2) ..... 8/8/17 vs. MIL (Garza)
- 7/15/18 vs. TBR (Andriese)
- CAREER PINCH HOMERS..... None
- CAREER WALK-OFF HOMERS (4)..... 7/6/15 vs. BAL (Hunter)
- 7/10/15 vs. DET (Soria)
- 6/7/16 vs. MIA (McGowan)
- 7/15/18 vs. TBR (Andriese)

DOZIER





# ADAM EATON

# 2

## OF

**BATS:** LEFT

**BORN:** 12/6/88 Springfield, OH

**THROWS:** LEFT

**'19 OPENING DAY AGE:** 30

**HEIGHT:** 5'9"

**MLB SERVICE:** 6.030

**WEIGHT:** 183

**ACQUIRED:** Acquired from the Chicago White Sox in exchange for RHP Lucas Giolito, RHP Reynaldo Lopez and RHP Dane Dunning, Dec. 7, 2016

 [adam\\_eaton2](#)
[@AdamSpankyEaton](#)

### EATON CAREER RECORD

YEAR	CLUB	AVG	G	AB	R	H	TB	2B	3B	HR	RBI	SH	SF	HP	BB	SO	SB	CS	OBP	SLG	OPS	E
2010	Missoula	.385	68	226	48	87	130	14	4	7	37	0	2	19	35	44	20	8	.500	.575	1.075	5
2011	Visalia	.332	65	244	54	81	120	15	3	6	39	0	1	14	42	41	24	8	.455	.492	.947	2
	Mobile	.302	56	212	31	64	91	7	4	4	28	3	1	9	30	35	10	6	.409	.429	.838	2
2012	Mobile	.300	11	40	11	12	13	1	0	0	3	0	0	5	6	8	6	1	.451	.325	.776	0
	Reno	.381	119	488	119	186	263	46	5	7	45	5	1	15	53	68	38	10	.456	.539	.995	6
	Arizona	.259	22	85	19	22	35	3	2	2	5	1	0	3	14	15	2	3	.382	.412	.794	1
2013	Reno	.143	10	35	5	5	10	2	0	1	5	0	1	1	3	8	0	0	.225	.286	.511	0
	Visalia	.321	15	53	12	17	23	3	0	1	6	0	0	1	10	6	8	1	.438	.434	.872	0
	AZL D-backs	.500	1	2	1	1	1	0	0	0	2	0	1	1	1	1	0	0	.600	.500	1.100	0
	Arizona	.252	66	250	40	63	90	10	4	3	22	3	1	6	17	44	5	2	.314	.360	.674	4
2014	Chicago (AL)	.300	123	486	76	146	195	26	10	1	35	2	2	5	43	83	15	9	.362	.401	.763	4
	Charlotte*	.313	4	16	2	5	6	1	0	0	2	0	0	0	4	2	0	0	.313	.375	.688	0
2015	Chicago (AL)	.287	153	610	98	175	263	28	9	14	56	5	2	14	58	131	18	8	.361	.431	.792	5
2016	Chicago (AL)	.284	157	619	91	176	265	29	9	14	59	7	3	14	63	115	14	5	.362	.428	.790	5
2017	Washington	.297	23	91	24	27	42	7	1	2	13	0	1	1	14	18	3	1	.393	.462	.855	0
2018	Washington	.301	95	319	55	96	131	18	1	5	33	2	0	11	38	64	9	1	.394	.411	.805	3
	Harrisburg*	.000	2	5	0	0	0	0	0	0	0	0	0	0	1	1	0	0	.167	.000	.167	0
	Potomac*	.250	3	12	3	3	6	0	0	1	3	0	0	1	2	3	0	0	.400	.500	.900	0
<b>MINORS TOTALS</b>		.346	354	1333	286	461	663	89	16	27	170	8	7	66	183	219	108	34	.447	.497	.944	15
<b>MLB TOTALS</b>		.287	639	2460	403	705	1021	121	36	41	223	20	9	54	247	470	66	29	.363	.415	.778	22

\* - Rehab assignment

### CAREER

Elite defender with a consistent offensive approach enters his third season with the Washington Nationals...Was acquired from the Chicago White Sox, Dec. 7, 2016...Was a finalist for the Rawlings Gold Glove in 2016 (right field) and 2014 (center field)...His .362 on-base percentage from (2014-16) ranked ninth in the American League and, according to FanGraphs.com, he ranked ninth among MLB outfielders in wins above replacement (12.7) over those three seasons...Prior to the 2015 season, signed a five-year contract extension which includes club options for 2020 and 2021...In 118 games with Washington since 2017, has hit .300 with 25 doubles, two triples, seven homers, 46 RBI, 52 walks, and 79 runs scored...Is 12-for-14 in stolen base attempts.

### 2018

Returned to Washington's lineup after an 11-month recovery and rehabilitation following left-knee surgery in 2017...Opened the season very strong, going 8-for-13 (.615) with two doubles, two homers, five RBI and seven runs during the season opening series at Cincinnati...Earned National League Player of the Week for the effort...Hit .300 for second time in his career (.300 in 2014)...Capped the 2018 season strong, hitting .325/.432/.479 with 10 doubles, one triple, two homers, 13 RBI, 19 walks, five stolen bases and 22 runs scored in the final 36 games...Posted a .314/.411/.434 line vs. RHP...22 of his 24 extra-base hits came against righties...Grounded into just two double plays (first of the season: 7/1 at PHI)...Was placed on the 10-day disabled list on April 11 (left ankle bone bruise) and returned on June 9.

### 2017

Had his initial season in Washington cut short when he injured his left knee at first base on April 28 against the New York Mets...Underwent season-ending surgery on May 9...Hit safely in 17 of 23 games before the injury...At the time of the injury, he ranked third in MLB with 24 runs scored...Scored 10 runs in a six-game stretch from April 22-27...Also ranked tied for ninth in the National League with 14 walks prior to injury...He was also tied for third in MLB with a .500 batting average with runners in scoring position...Clubbed his first home run as a National in the third game of the season, April 6 vs. Miami (Koehler)...Did not record an error in 23 games and tallied two assists along the way...Hit leadoff 16 times, hit second six times and ninth on one occasion...Appeared in center field (19 starts), left field (two starts) and right field (one start).

### AWARDS AND HONORS

- 2018..... National League Player of the Week (April 1)
- 2016..... Rawlings Gold Glove Finalist (AL Right Field)
- 2015..... American League Player of the Week (Aug. 3)
- 2014..... Rawlings Gold Glove Finalist (AL Center Field)
- 2014..... MLBPAA Heart and Hustle Award (CWS)
- 2013..... Arizona's No. 4 prospect, per *Baseball America*
- 2012..... MiLB Organization All-Star
- 2012..... Topps Triple-A All-Star
- 2012..... *Baseball America* Minor League All-Star
- 2012..... Pacific Coast League Most Valuable Player
- 2012..... Pacific Coast League Rookie of the Year
- 2012..... Pacific Coast League All-Star (post-season)
- 2012..... Pacific Coast League All-Star (mid-season)
- 2012..... Arizona's No. 12 prospect, per *Baseball America*
- 2011..... Arizona Fall League All-Prospect Team
- 2011..... California League All-Star (mid-season)
- 2011..... Topps Short-Season/Rookie All-Star
- 2011..... Arizona's No. 30 prospect, per *Baseball America*
- 2010..... Pioneer League All-Star (post-season)

**2016**

In his third and final season with the White Sox, appeared in a career-high 157 games, starting 110 games in right field and 43 in center...Led MLB with 18 outfield assists and ranked second with 22 defensive runs saved, according to FanGraphs.com...Serving primarily as a right fielder, Eaton posted the best Ultimate Zone Rating in the American League (23.1), and his 25.5 UZR 150 ranked tops in MLB, ahead of Cubs right fielder Jason Heyward (22.4)...His 18 assists were the most by a Sox outfielder since Jim Rivera's 22 and Minnie Minoso's 19 in 1955...Was a finalist for the 2016 Gold Glove in right field...At the plate, he ranked among American League hitters in triples (1st, 9), infield hits (1st, 30), bunt hits (1st, 10), hit by pitch (3rd, 14), multi-hit games (T5th, 56) and on-base percentage (T13th, .362)...Connected on five leadoff home runs, the most by a White Sox player since 2001 (Ray Durham - 6)...13 of his 14 home runs came off right-handers...Matched his 2015 total with 14 hit-by-pitches...On Aug. 17 at Cleveland, clubbed his first career grand slam, a ninth-inning shot off RHP Cody Allen to put the Sox ahead, 10-7.

**2015**

Established career highs in nearly every offensive category in his second season with the White Sox...He ranked among American League hitters in hit by pitches (4th, 14), triples (T6th, 9) and runs scored (8th, 98)...Hit a career-high 14 home runs, the sixth-most by a Sox leadoff hitter and the most since Alejandro De Aza hit 17 in 2013...His four leadoff homers were the first of his career and tied for the fifth-most by a White Sox in a season...His 98 runs scored were the most by a member of the White Sox since Jim Thome (108) and Jermaine Dye (103) both scored 100-plus in 2006...Hit .335 (95-for-284) with 15 doubles, two triples, eight home runs, 38 RBI, 52 runs scored and a .904 OPS in the second half...Ranked among the American League leaders after the break in OBP (3rd, .418), HBP (T3rd, 7), hits (4th), runs scored (T5th), average (T6th) and doubles (T7th, 19)...Earned AL Co-Player of the Week honors for July 27 to Aug. 2 (shared with teammate Jose Abreu), his first career honor...Hit .517 (15-29) with three doubles, a triple, home run, four RBI, 10 runs scored and three stolen bases

**2014**

In his first season with the White Sox, ranked among American League hitters in triples (T1st, 10), average w/RISP (3rd, .355), batting average (10th, .300), on-base percentage (12th, .362)...Became the first White Sox player to lead the AL in triples since Lance Johnson from 1991-94...Reached base safely in 100 of 123 games...Ranked among the AL leaders after the break in average (3rd, .347) and on-base percentage (T4th, .396)...Led MLB in August with a .408 (20-for-49) average and ranked third with a .473 on-base percentage...Was on the disabled list from May 3 to 17 with a strained right hamstring suffered on May 2 at Cleveland, including two rehab games at Triple-A Charlotte...Was on the disabled list from Aug. 9 to 26 with a strained right oblique, including two rehab games with Charlotte.

**2013**

Opened the season on the disabled list with a left elbow strain...Was reinstated on July 9...Appeared in 40 games in center field, 35 in left and four in right with the Diamondbacks...Hit his first career walk-off homer on Aug. 12 vs. Baltimore (Darren O'Day)...Went 4-for-10 and drove in the game-winning run with an RBI double in the 18th inning on Aug. 24...The 10 at-bats were a single-game, franchise record...Scored a run in seven straight games from Aug. 21-27.

**2012**

Appeared in 22 games with Arizona after his contract was purchased from Triple-A Reno on Sept. 4...Made his major-league debut on Sept. 4 at San Francisco, going 2-for-6, including a double off Ryan Vogelsong for his first hit...Was 2-for-5 with two runs scored on Sept. 5 at San Francisco, becoming the first D-back with multi-hit efforts in his first two career games...Hit his first career home run on Sept. 20 vs. SDP (Brad Brach)...Led all of MiLB in average (.375), hits (198), doubles (47), runs scored (130), ranked second in on-base percentage (.456) and eighth in total bases (276) in 130 combined games between Double-A Mobile and Reno...His 198 combined hits were the most in the Minor Leagues since Single-A High Desert's Mike Stoner in 2003 (203)...Was named Pacific Coast League Most Valuable Player after hitting .381 with 46 doubles, a .456 on-base percentage, .539 slugging percentage, 38 stolen bases and 119 runs scored in 119 games with Reno...His 186 hits were the most in the PCL since 2002...Became the first PCL player to hit above .380 since 2005 and the first to be named PCL MVP and ROY since Robb Quinlan in 2002...Was named in *Baseball America's* Best Tools issue as the Most Exciting Player and Best Baserunner in the PCL.







# ERICK FEDDE

# 23

**RHP**

**BATS:** RIGHT      **BORN:** 2/25/93 Las Vegas, NV  
**THROWS:** RIGHT      **'19 OPENING DAY AGE:** 26  
**HEIGHT:** 6'4"      **MLB SERVICE:** 0.150  
**WEIGHT:** 203      **ACQUIRED:** Selected in the first round (No. 18 overall) of the 2014 First-Year Player Draft

Instagram: [erickfedde](#)

Twitter: [@ErickFedde](#)

## FEDDE CAREER RECORD

YEAR	CLUB	W	L	ERA	G	GS	CG	SHO	SV	IP	H	R	ER	HR	HB	BB	SO	SO/9	WP	BK	BAA
2014																					
										DID NOT PITCH / Injured											
2015	Auburn	4	1	2.57	8	8	0	0	0	35.0	38	16	10	1	1	8	36	9.3	1	0	.264
	Hagerstown	1	2	4.34	6	6	0	0	0	29.0	24	14	14	1	3	8	23	7.1	2	0	.224
2016	Potomac	6	4	2.85	18	17	0	0	0	91.2	85	35	29	7	4	19	95	9.3	3	0	.244
	Harrisburg	2	1	3.99	5	5	1	0	0	29.1	33	13	13	1	1	10	28	8.6	0	0	.284
2017	Harrisburg	3	3	3.04	17	7	0	0	0	56.1	45	21	19	4	1	18	54	8.6	4	0	.215
	Syracuse	1	2	4.76	12	6	0	0	0	34.0	37	18	18	3	1	5	25	6.6	1	0	.276
	Washington	0	1	9.39	3	3	0	0	0	15.1	25	16	16	5	1	8	15	8.8	0	0	.385
2018	Syracuse	3	3	4.41	13	13	0	0	0	67.1	78	34	33	3	1	18	70	9.4	0	0	.298
	Washington	2	4	5.54	11	11	0	0	0	50.1	55	31	31	8	0	22	46	8.2	0	1	.286
	Harrisburg*	0	1	2.25	1	1	0	0	0	4.0	4	1	1	0	0	2	4	9.0	0	0	.267
<b>MINORS TOTALS</b>		20	17	3.56	80	63	1	0	0	346.2	344	152	137	20	12	88	335	8.7	11	0	.258
<b>MLB TOTALS</b>		2	5	6.44	14	14	0	0	0	65.2	80	47	47	13	1	30	61	8.4	0	1	.311

\* - Rehab Assignment

## CAREER BATTING RECORD

YEAR	CLUB	AVG	G	AB	R	H	TB	2B	3B	HR	RBI	SH	SF	HP	BB	SO	SB	CS	OBP	SLG	OPS	E
2018	Washington	.063	10	16	1	1	1	0	0	0	0	0	0	0	1	5	0	0	.118	.063	.181	0
<b>MLB TOTALS</b>		.050	13	20	1	1	1	0	0	0	0	1	0	0	1	8	0	0	.095	.050	.145	0

## CAREER

Former first-round pick (No. 18) in the 2014 First-Year Player Draft made his Major League debut in 2017...Has often been cited by *Baseball America* as having the "Best Slider" in Washington's system and throughout the various leagues along the way.

### 2018

Began the season with Triple-A Syracuse...Was first recalled from Triple-A on May 23...Made his first Major League start of 2018 that night vs. San Diego (5.2 IP, 6 H, 3 ER, BB, 6 SO)... Recorded his first career win on June 29 at Philadelphia (5.0 IP, 8 H, 5 ER, 3 BB, 3 SO)...Was on the 10-day and then the 60-day disabled list from July 5-Sept. 4 with right shoulder inflammation...Made his best start of the season on Sept. 11 at Philadelphia (5.2 IP, 2 H, 2 BB, 9 SO)...Allowed just one home run in four starts from Sept. 4-23...Went 3-4 with a 4.29 ERA in 14 starts between Double-A Harrisburg and Triple-A Syracuse...Allowed three homers in 14 starts for Syracuse...All three came in one start.

### 2017

Began the season with Double-A Harrisburg before being promoted to Triple-A Syracuse on June 13...Had his contract selected from Syracuse on July 30...Made his MLB debut that day against Colorado (4.0 IP, 10 H, 7 ER, 2 BB, 3 SO)...Struck out Trevor Story for his first MLB strikeout...In his second start, Aug. 6 at Chicago (NL), he struck out seven batters in 5.1 innings of work...Enjoyed four MLB stints with Washington...Made seven starts for Harrisburg (2-3, 3.16 ERA, 35 SO, 14 BB, 3 HR) and 10 appearances out of the bullpen (1-0, 2.63 ERA, 19 SO, 4 BB, HR)...Began his stint with Syracuse in the bullpen (6 G, 1-0, 3.86 ERA, 7 SO, BB) before moving to the rotation (6 GS, 0-2, 5.11 ERA, 18 SO, 4 BB)...Placed on the 60-day DL on Sept. 4 with a right forearm flexor strain, ending his 2017 season.

### 2016

Went 8-5 with a 3.12 ERA in 23 games (22 starts) between Single-A Potomac and Double-A Harrisburg...Ranked second among Nationals farmhands in ERA (3.12) and fourth in strikeouts (123)...Posted a 4.24 strikeout-to-walk ratio (123 SO/29 BB)...Was named Carolina League Pitcher of the Week on July 17...From May 23 to Aug. 5, posted a 0.62 ERA (4 ER/57.2 IP), struck out 60 batters and walked just 10 while posting a 4-1 record over 11 games (10 starts)...Following the season, was cited by *Baseball America* as the No. 9 prospect in the Carolina League and as having the best "Breaking Ball" in the league...Entered the season rated as the No. 82 prospect in all of baseball, according to *Baseball America*...For the second straight season, boasted the "Best Slider" in the organization, per BA.

## AWARDS AND HONORS

- 2018..... Washington's No. 3 prospect, per *Baseball America*
- 2017..... Washington's No. 2 prospect, per *Baseball America*
- 2016..... MiLB.com Organization All-Star
- 2016..... Washington's No. 4 prospect, per *Baseball America*
- 2015..... Washington's No. 4 prospect, per *Baseball America*

NATIONALS PARK  
 COMMUNITY RELATIONS  
 DREAM FOUNDATION  
 YOUTH BASEBALL ACADEMY  
 FRONT OFFICE | OWNERSHIP  
 MANAGER | COACHING STAFF

PLAYERS

2018 IN REVIEW

HISTORY AND RECORDS

SCOUTING | RESEARCH | PLAYER DEV.

MEDIA



ERICK FEDDE // RHP

2015

Made his professional debut...Began the season with short-season Single-A Auburn before being promoted to Single-A Hagerstown...Went 5-3 with a 3.38 ERA in 14 starts between the two stops...Posted an 8.3 SO/9.0 IP ratio (59 SO, 16 BB)...Allowed just two home runs all season...Recorded a 1.10 WHIP in six starts for Hagerstown...Following the season, was rated by *Baseball America* as the No. 4 prospect in the New York-Penn League...Entered the season rated as the No. 90 prospect in all of baseball, according to *Baseball America*.

2014

Sat out the remainder of the season after undergoing "Tommy John" ligament replacement surgery following the 2014 Draft.

PERSONAL

Erick James Fedde...Pronounced fed-EE...Attended the University of Nevada-Las Vegas...Was named the 2014 Mountain West Pitcher of the Year and to the All-Mountain West First Team...Named a Louisville Slugger Second-Team All-American by *Collegiate Baseball* and to the midseason Golden Spikes Award watch list...A graduate of Las Vegas High School where he played alongside outfielder Bryce Harper...Was also an all-state soccer player and helped lead LVHS to a soccer state championship in 2009...Was selected by SDP in the 24th round of the 2011 First-Year Player Draft but chose to attend UNLV.

<b>FEDDE</b>	<b>CAREER TRANSACTIONS</b>	<b>CAREER BESTS</b>
	2011..... Selected by SDP in 24th round of First-Year Player Draft (did not sign).	LONGEST START..... 6.0 IP, 2x, last: 6/23/18 vs. PHI
	2014..... Selected by Washington in first round (No. 18) of First-Year Player Draft.	WINNING STREAK..... 2 games, 6/29-9/23/18
	<b>SIGNED BY</b>	MOST SINGLE-GAME K'S..... 9, 9/11/18 at PHI
	Mitch Sokol (Nationals)	CAREER 10-K GAMES..... None
		HOME RUNS HIT..... None





# LUIS GARCIA

# 63

**INF**

**BATS:** LEFT

**BORN:** 5/16/00 New York, NY

**THROWS:** RIGHT

**'19 OPENING DAY AGE:** 18

**HEIGHT:** 6'2"

**MLB SERVICE:** 0.000

**WEIGHT:** 211

**ACQUIRED:** Signed as a non-drafted free agent on July 2, 2016

## GARCIA CAREER RECORD

YEAR	CLUB	AVG	G	AB	R	H	TB	2B	3B	HR	RBI	SH	SF	HP	BB	SO	SB	CS	OBP	SLG	OPS	E	
2016																							
2017	GCL Nationals	.302	49	199	25	60	77	8	3	1	22	2	1	0	9	32	11	2	.330	.387	.717	4	
2018	Hagerstown	.297	78	296	48	88	119	14	4	3	31	4	4	0	19	49	8	5	.335	.402	.737	18	
	Potomac	.299	49	204	34	61	84	7	2	4	23	2	2	1	12	33	4	1	.338	.412	.750	6	
<b>MINORS TOTALS</b>		.299	176	699	107	209	203	29	9	8	76	8	7	1	40	114	23	8	.335	.401	.735	28	

## CAREER

One of the top prospects in Washington's system...Left-handed hitting infielder with an advanced approach for his young age...Enters the 2019 season as an 18-year old...According to *Baseball America*, enters 2019 as the "Best Hitter for Average" in Washington's Minor League system.

## 2018

Ranked fifth among Nationals farmhands, hitting .298 in 127 games between Single-A Hagerstown and Single-A Potomac...Was promoted to Potomac on July 4...At the time of his promotion, was leading Hagerstown with 31 RBI...Was selected to participate in the 2018 SiriusXM All-Star Futures Game...Was the youngest player in both the South Atlantic League (17 years old) and Carolina League (18 years old)...Following the season, was rated by *Baseball America* as the No. 3 prospect in the Carolina League and the No. 2 prospect in the South Atlantic League...Entered the season rated by *Baseball America* as the No. 6 prospect in Washington's system.

## 2017

As the second-youngest player in the Gulf Coast League in 2017, ranked 10th in the league with a .302 batting average and third with 60 hits...Also ranked second among Nationals farmhands with that .302 average...Entered the season rated as the No. 7 prospect in Washington's system, per *Baseball America*.

## 2016

Was rated by *Baseball America* as the No. 3 prospect and as the No. 7 prospect by MLB.com in the 2016 international signing class...According to *Baseball America*, he was considered the "most exciting player" in the 2016 class.

## PERSONAL

Luis Victoriano Garcia...Was born in New York, Garcia moved to the Dominican Republic when he was three years old...His father, Luis Garcia, is a former Major League player.

## AWARDS AND HONORS

- 2019..... Washington's No. 3 prospect, per *Baseball America*
- 2018..... SiriusXM All-Star Futures Game at WSH
- 2018..... Washington's No. 6 prospect, per *Baseball America*
- 2017..... Washington's No. 7 prospect, per *Baseball America*

## GARCIA

### CAREER TRANSACTIONS

2016..... Signed with Washington as a non-drafted free agent, July 2.


### SIGNED BY

Carlos Ulloa (Nationals)

NATIONALS PARK  
COMMUNITY RELATIONS  
FOUNDATION  
DREAM FOUNDATION  
YOUTH BASEBALL ACADEMY  
FRONT OFFICE OWNERSHIP  
MANAGER | COACHING STAFF  
PLAYERS  
2018 IN REVIEW  
HISTORY AND RECORDS  
SCOUTING | RESEARCH | PLAYER DEV.

MEDIA





# KODA GLOVER

# 30

**RHP**

**BATS:** RIGHT      **BORN:** 4/13/93 Durant, OK  
**THROWS:** RIGHT      **'19 OPENING DAY AGE:** 25  
**HEIGHT:** 6'5"      **MLB SERVICE:** 2.051  
**WEIGHT:** 218      **ACQUIRED:** Selected in the eighth round of the 2015 First-Year Player Draft

Instagram: [@kodaglover](#)

Twitter: [@koda\\_glover](#)

## GLOVER CAREER RECORD

YEAR	CLUB	W	L	ERA	G	GS	CG	SHO	SV	IP	H	R	ER	HR	HB	BB	SO	SO/9	WP	BK	BAA
2015	Auburn	0	0	0.00	3	0	0	0	1	6.0	1	0	0	0	1	1	11	16.5	0	0	.053
	Hagerstown	1	1	2.25	16	0	0	0	4	24.0	21	8	6	2	0	1	27	10.1	0	0	.231
2016	Potomac	0	0	0.00	7	0	0	0	2	9.2	3	0	0	0	0	4	15	14.0	0	0	.094
	Harrisburg	2	0	3.22	17	0	0	0	4	22.1	20	9	8	1	0	7	29	11.7	0	0	.238
	Syracuse	1	1	2.25	16	0	0	0	2	24.0	16	6	6	2	1	3	22	8.3	0	0	.195
	Washington	2	0	5.03	19	0	0	0	0	19.2	15	12	11	3	1	7	16	7.3	1	0	.200
2017	Washington	0	1	5.12	23	0	0	0	8	19.1	20	11	11	1	0	4	17	7.9	1	0	.267
	Harrisburg*	0	0	0.00	1	0	0	0	0	1.0	1	0	0	0	0	0	1	9.0	0	0	.250
2018	GCL Nationals*	0	0	0.00	2	2	0	0	0	2.0	0	0	0	0	0	1	4	18.0	0	0	.000
	Potomac*	0	0	10.80	1	0	0	0	0	1.2	5	2	2	1	0	1	2	10.8	0	0	.500
	Syracuse	1	0	2.25	8	0	0	0	2	8.0	7	2	2	0	0	2	10	11.3	0	0	.241
	Washington	1	3	3.31	21	0	0	0	1	16.1	13	6	6	1	0	10	9	5.0	0	0	.217
<b>MINORS TOTALS</b>		5	2	2.19	71	2	0	0	15	98.2	74	27	24	6	2	20	121	11.0	0	0	.207
<b>MLB TOTALS</b>		3	4	4.55	63	0	0	0	9	55.1	48	29	28	5	1	21	42	6.8	2	0	.229

\* - Rehab Assignment

## CAREER

Tall, powerful right-handed reliever with a fastball that reaches the upper 90s... Was just the second member of the 2015 MLB First-Year Player Draft class to make it to the Major Leagues when he made his debut in 2016...Including 2018 (0-for-7), has allowed just four of 25 (16.0%) inherited runners to score in his career.

## 2018

Battled right shoulder tendinitis in Spring Training that delayed the start of his fourth professional season...Remained in extended Spring Training before returning to games in early July...Appeared in 11 Minor League games before being recalled on Aug. 8...Pitched to a 1.59 ERA (2 ER/11.1 IP) with a 0.97 WHIP, a .158 opp. AVG and three holds in his last 14 appearances of 2018...Earned lone save on Aug. 16 at St. Louis.

## 2017

Made his first Opening Day roster...Opened the season in a set-up role before moving to the closer role in late April...Recorded five holds as a set-up man...Was placed on the 10-day DL with a left hip impingement on April 26 and again on June 11 (lower back stiffness), ending his season...Despite pitching in only 23 games, he led all Major League rookies with eight saves...Was 8-for-10 in save opportunities...Earned his first MLB save, April 22 at NYM (0.1 IP)...Did not allow an earned run in nine of 10 save opportunities...Allowed only two of 12 inherited runners to score (16.7%).

## 2016

Began the season with Single-A Potomac before being promoted to Double-A Harrisburg, Triple-A Syracuse and, eventually, the Major Leagues...Went 3-1 with eight saves and a 2.25 ERA (14 ER/56.0 IP) in 40 combined appearances...Struck out 66 batters against just 14 walks...Had his contract selected on July 20 and made his MLB debut that night vs. Los Angeles (NL)...From Aug. 22-Sept. 6, recorded a 1.00 ERA (1 ER/9.0 IP) with 12 strikeouts, two walks and three hits...He earned his first MLB win, Aug. 19 at Atlanta...Opposing MLB hitters posted a .200 average and a .277 on-base percentage...Held Minor League batters to a .197 average against in 56.0 innings pitched.

## 2015

Went 1-1 with a 1.80 ERA (6 ER/34.0 IP) in 19 games between short-season Single-A Auburn and Single-A Hagerstown...Struck out 38 and walked just two batters...Was 5-for-7 in save opportunities...Surrendered just one earned run in his first 17.0 IP (0.53 ERA), spanning 11 outings.

## PERSONAL

Koda James Glover...Spent two seasons at Eastern Oklahoma State Junior College prior to transferring to Oklahoma State University.

## GLOVER

### CAREER TRANSACTIONS

2015..... Selected by Washington in eighth round of First-Year Player Draft.

### SIGNED BY

Ed Gustafson (Nationals)

### CAREER FIELDING

YEAR / POS.	PCT	G	PO	A	E	TC	DP
2018 / P	1.000	21	3	2	0	5	0
Career / P	.944	63	5	12	1	18	0







# YAN GOMES

# 10

C

**BATS:** RIGHT  
**THROWS:** RIGHT  
**HEIGHT:** 6'2"  
**WEIGHT:** 215

**BORN:** 7/19/87 Sao Paulo, Brazil  
**'19 OPENING DAY AGE:** 31  
**MLB SERVICE:** 6.083  
**ACQUIRED:** Acquired from the Cleveland Indians in exchange for RHP Jefry Rodriguez and OF Daniel Johnson, Nov. 30, 2018

@yan\_agomes

@Yan\_AGomes

### GOMES CAREER RECORD

YEAR	CLUB	AVG	G	AB	R	H	TB	2B	3B	HR	RBI	SH	SF	HP	BB	SO	SB	CS	OBP	SLG	OPS	E
2009	GCL Blue Jays	.357	4	14	1	5	5	0	0	2	0	0	0	0	3	2	0	0	.471	.357	.828	0
	Auburn	.296	60	223	22	66	99	23	2	2	44	0	1	2	22	37	0	2	.363	.444	.807	2
	Dunedin	.275	68	233	37	64	114	21	1	9	40	0	1	4	9	64	0	0	.312	.489	.801	2
2010	Lansing	.231	7	26	2	6	8	2	0	0	8	0	2	0	3	11	0	0	.290	.308	.598	0
	New Hampshire	.250	79	276	34	69	128	18	1	13	51	0	4	4	25	75	0	0	.317	.464	.781	6
	Las Vegas	.214	4	14	1	3	4	1	0	0	1	0	0	0	1	4	0	0	.267	.286	.553	1
2012	Las Vegas	.328	79	305	44	100	170	29	1	13	59	0	2	2	25	72	4	0	.380	.557	.937	12
	Toronto	.204	43	98	9	20	36	4	0	4	13	1	3	3	6	32	0	0	.264	.367	.631	1
	Columbus	.300	6	20	2	6	10	4	0	0	3	0	0	0	4	4	0	0	.417	.500	.917	2
2014	Cleveland	.294	88	293	45	86	141	18	2	11	38	0	4	7	18	67	2	0	.345	.481	.826	3
	Cleveland	.278	135	485	61	135	229	25	3	21	74	0	6	3	24	120	0	0	.313	.472	.785	14
	Cleveland	.231	95	363	38	84	142	22	0	12	45	0	6	7	13	104	0	0	.267	.391	.658	3
2015	Lake County*	.500	2	4	1	2	2	0	0	0	0	0	0	0	1	0	0	0	.600	.500	1.100	0
	Columbus*	.333	4	12	2	4	4	0	0	0	1	0	1	1	1	3	0	0	.400	.333	.733	0
	Cleveland	.167	74	251	22	42	82	11	1	9	34	0	2	2	9	69	0	0	.201	.327	.528	3
2017	Akron*	.444	3	9	3	4	5	1	0	0	2	0	0	0	1	2	0	0	.500	.556	1.056	0
	Cleveland	.232	105	341	43	79	136	15	0	14	56	1	2	8	31	99	0	0	.309	.399	.708	9
2018	Cleveland	.266	112	403	52	107	181	26	0	16	48	0	3	8	21	119	0	0	.313	.449	.762	9
<b>MINORS TOTALS</b>		.290	316	1136	149	329	549	99	5	37	211	0	11	13	95	274	4	2	.348	.483	.831	25
<b>MLB TOTALS</b>		.248	652	2234	270	553	947	121	6	87	308	2	26	38	122	610	2	0	.295	.424	.719	42

\* - Rehab Assignment

### 2013 POSTSEASON

RD.	CLUB, OPP	AVG	G	AB	R	H	TB	2B	3B	HR	RBI	SH	SF	HP	BB	SO	SB	CS	OBP	SLG	OPS	E
ALWC	CLE vs. TB	.500	1	4	0	2	3	1	0	0	0	0	0	0	0	0	0	0	.500	.750	1.250	0
<b>TOTALS</b>		.500	1	4	0	2	3	1	0	0	0	0	0	0	0	0	0	0	.500	.750	1.250	0

### 2016 POSTSEASON

RD.	CLUB, OPP	AVG	G	AB	R	H	TB	2B	3B	HR	RBI	SH	SF	HP	BB	SO	SB	CS	OBP	SLG	OPS	E
ALDS	CLE vs. BOS	---	0	0	0	0	0	0	0	0	0	0	0	0	0	0	0	0	---	---	---	0
ALCS	CLE vs. TOR	---	0	0	0	0	0	0	0	0	0	0	0	0	0	0	0	0	---	---	---	0
WS	CLE vs. CHI	.000	4	4	0	0	0	0	0	0	0	0	0	0	0	2	0	0	.000	.000	.000	1
<b>TOTALS</b>		.000	4	4	0	0	0	0	0	0	0	0	0	0	0	2	0	0	.000	.000	.000	0

### 2017 POSTSEASON

RD.	CLUB, OPP	AVG	G	AB	R	H	TB	2B	3B	HR	RBI	SH	SF	HP	BB	SO	SB	CS	OBP	SLG	OPS	E
ALDS	CLE vs. NYY	.333	3	6	1	2	3	1	0	0	1	0	0	0	2	2	0	0	.500	.500	1.000	0
<b>TOTALS</b>		.333	3	6	1	2	3	1	0	0	1	0	0	0	2	2	0	0	.500	.500	1.000	0

### 2018 POSTSEASON

RD.	CLUB, OPP	AVG	G	AB	R	H	TB	2B	3B	HR	RBI	SH	SF	HP	BB	SO	SB	CS	OBP	SLG	OPS	E
ALDS	CLE vs. HOU	.250	3	8	2	2	2	0	0	0	0	0	0	0	1	4	0	0	.333	.250	.583	0
<b>TOTALS</b>		.250	3	8	2	2	2	0	0	0	0	0	0	0	1	4	0	0	.333	.250	.583	0

### ALL-STAR GAME RECORD

YEAR	CLUB, SITE	AVG	G	AB	R	H	TB	2B	3B	HR	RBI	SH	SF	HP	BB	SO	SB	CS	OBP	SLG	OPS	E
2018	AL at WSH	.000	1	3	0	0	0	0	0	0	0	0	0	0	0	2	0	0	---	---	---	0
<b>TOTALS</b>		.000	1	3	0	0	0	0	0	0	0	0	0	0	0	2	0	0	---	---	---	0

NATIONALS PARK  
 COMMUNITY RELATIONS  
 DREAM FOUNDATION  
 YOUTH BASEBALL ACADEMY  
 FRONT OFFICE OWNERSHIP  
 MANAGER | COACHING STAFF  
**PLAYERS**  
 IN REVIEW  
 2018  
 HISTORY AND RECORDS  
 SCOUTING | RESEARCH | PLAYER DEV.  
 MEDIA



## YAN GOMES // C

**CAREER**

Veteran All-Star catcher was acquired from Cleveland on Nov. 30, 2018...Is under team control through the 2021 season... Over the last two seasons, ranked among American League catchers in doubles (3rd, 41), RBI (4th, 104), home runs (5th, 30) and extra-base hits (5th, 71)...Threw out 40 would-be base stealers over that span, good for fourth in Major League Baseball...His 32.8 percent caught-stealing rate across the last two seasons ranked seventh in Major League baseball...Has recorded double-digit home runs in five of his last six full Major League seasons...Has appeared in 11 Postseason games, including the 2016 World Series...In those 11 games, he's hit .273 (6-for-22) with two doubles, three walks and three runs scored.

**2018**

Earned his first career All-Star Game selection in 2018 after being chosen by the Office of the Commissioner...Hit .266 with 26 doubles, 16 home runs, 48 RBI, 21 walks and 52 runs scored in 112 games...He led American League catchers (min. 400 PA) in slugging percentage (.449), OPS (.757), doubles (26), runs scored (T1st, 52) and batting average (.266), while ranking second in on-base percentage (.313)...His 26 doubles marked a career-high, while his 16 home runs were his most since he clubbed 21 in 2014...Was his most consistent offensive season since 2014 while helping to lead one of the best pitching staffs in Major League Baseball...Threw out 18 of the 67 (27%) runners attempting to steal off him as the Indians pitchers recorded an ERA of 3.83 with him behind the plate...Hit his third career grand slam on July 2 at Kansas City and recorded his 500th career hit that night as well...Also hit his third career "walk-off" homer on April 8 vs. Kansas City (Maurer)...From July 27 - end of the season, he batted .312 (44-for-141) with nine doubles, six homers and 15 RBI (.841 OPS)...Recorded an OPS of .784 after May 31...Recorded an .840 OPS vs. left-handed pitching...From Aug. 1-end of the season batted .320 (41-for-128) in 35 games, leading all Major League catchers in batting average in that span.

**2017**

Finished tied for ninth among American League catchers in walks (31) and fifth in RBI (56)...Threw out 40% of baserunners (22-for-50), the top mark in MLB...Was a top-three finalist for the Rawlings Gold Glove Award...Started the year 2-for-30, but went on to bat .248 (77-for-311) the remainder of the season...Recorded his second career walk-off home run on Aug. 8 vs. Colorado off Greg Holland...Increased his walk total to 31 in 2017 from nine in 264 plate appearances in 2016...From July 23 - end of the season he recorded 34 RBI over his last 40 games played.

**2016**

Endured a two-month stint on the disabled list in July and August...His 32 RBI at the time of his shoulder injury ranked tied for fourth among AL catchers at the time...Suffered separated right shoulder on July 17...Rehabbed with Akron and Columbus in their respective Sept. Postseasons before being hit by a pitch in his final rehab game of Sept. 4 vs. Trenton in the Eastern League finals, sustaining a broken right wrist...Was on all three Postseason rosters and appeared in four games in the World Series as a pinch-hitter or defensive replacement in the middle innings.

**AWARDS AND HONORS**

- 2018..... American League All-Star at WSH
- 2017..... Rawlings Gold Glove Finalist (AL C)
- 2014..... Louisville Slugger Silver Slugger (AL C)
- 2013..... Wilson Defensive Player of the Year (AL C)
- 2013..... Cleveland's No. 27 prospect, per Baseball America
- 2010..... Florida State League All-Star (mid-season)



**2015**

Sprained the MCL ligament in his right knee on April 12 and was placed on the 15-day disabled list the following day...Was on the 15-day DL from April 13- May 23...Threw out 18 of 57 potential base stealers on the year (31.6%) as the staff recorded an ERA of 3.56 with Yan behind the plate... From Sept. 10 thru the end of the season he hit .297 (19-for-64) over his last 16 games with nine doubles, one homer and six RBI and ended the year with a season-long 10-game hitting streak.

**2014**

Opened the best offensive season of his career...Hit .278 with 25 doubles, 21 homers, 74 RBI, 24 walks and 61 runs scored in 135 games...Earned his first career American League Silver Slugger Award, becoming the first catcher in Indians history to win the award outright (Victor Martinez shared the award in 2004)...He led all AL catchers in average (.278), OPS (.785) and extra base hits (49) and was second in RBI (74) and third in homers (21) among AL players who played in 80% of their games at catcher...He was second among MLB catchers in OPS...Among all AL qualifying batters he was 12th in slugging pct (.472), 19th in OPS (.785) and ninth in average vs. LHP (.331)...Season OPS of .879 off LHP was 12th-highest in the AL...Was a finalist for the Rawlings Gold Glove Award...Tossed out 27-of-93 (29%) of the runners attempting to steal off him, the second-highest percentage among AL catchers.

**2013**

Opened the season at Triple-A Columbus before joining the Indians...Was Cleveland's recipient of the Wilson Defensive Player of the Year Award... Finished second among Major League catchers with at least 275 plate appearances in slugging pct (.491) and third in OPS (.837) and batting average (.298) as 31 of his 86 base hits went for extra bases...From June 28 through the end of the season he hit .317 (59-for-186) with 14 doubles, five home runs and 20 RBI in 56 games...Enjoyed a career day on May 20 vs. Seattle, connecting for a career-high two home runs and 4 RBI, including his first career "walk-off" home run in the 10th inning off Charlie Furbush.

**2012**

Split the season between Triple-A Las Vegas and Toronto...Enjoyed five stints with the Blue Jays...His batting average (.328), slugging pct (.557) and OPS (.938) all would have ranked in the top 10 in the Pacific Coast League had it not been for his big league stints...Started the year in Las Vegas and was recalled for the first time on May 17, collecting his first Major League hit that day vs. New York (AL) off Phil Hughes...Homered the next day (5/18) for the first time off Jonathon Niese...Played for Team Brazil in WBC qualifier in Nov., leading the club to a 1-0 victory over Panama with the game's lone RBI to advance to the 16-team WBC field held in March.

**2011**

Hit .248 with 19 doubles, one triple, 13 homers, 52 RBI, 26 walks and 35 runs scored in 83 games between Double-A New Hampshire and Triple-A Las Vegas.

**2010**

Spent the season between Single-A Dunedin and Single-A Lansing.

**2009**

Hit .300 with 23 doubles, two triples, two homers, 46 RBI, 25 walks and 23 runs scored in 64 games during his first professional season.

**PERSONAL**

Yan Gomes...Pronounced (GOHM-ss)...Attended Miami Southridge High School...Played two years at the University of Tennessee before transferring to Barry (FL) University...Is married to wife, Jenna...They have a daughter, Brooklyn Mae and son, Grayson...Was the first Brazilian-born player in MLB history and now one of five all-time...Brother, Juan, was a 37th round pick in the 2014 Draft out of Odessa (TX) College...Father-in-law, Atlee Hammaker, pitched 12 years in the Majors from 1982-95 and was an NL All-Star with San Francisco in 1983.

**CAREER TRANSACTIONS**

- 2008 ..... Selected by BOS in 39th round of First-Year Player Draft (did not sign).
- 2009 ..... Selected by TOR in 10th round of First-Year Player Draft.
- 2012 ..... Acquired by CLE with INF Mike Aviles in exchange for RHP Esmil Rogers, Nov. 3.
- 2018 ..... Acquired by Washington in exchange for OF Daniel Johnson, RHP Jeffrey Rodriguez and INF Andruw Monasterio.

**SIGNED BY**

Carlos Rodriguez (Blue Jays)

**CATCHERS THROWING STATS**

YEAR	GS (W-L)	CCS	SBA	CS%	PB	CATCHER'S ERA
2018	105 (55-50)	18	67	26.9	6	3.83 (404 ER/948.2 IP)
CAREER	561 (310-251)	113	348	32.5	30	3.62 (2023 ER/5028.1 IP)

**CAREER FIELDING**

YEAR / POS.	PCT.	G	PO	A	E	TC	DP	PB
2018 / C	.991	111	994	49	9	1052	6	6
CAREER / C	.992	598	4967	337	41	5345	32	3
CAREER / 1B	.992	21	112	7	1	120	7	
CAREER / 3B	1.000	8	7	12	0	19	2	
CAREER / OF	—	4	0	0	0	0	0	

**CAREER BESTS**

- SINGLE-GAME HITS ..... 4, 2x, last: 5/13/18 vs. KC
- SINGLE-GAME RBI ..... 5, 3x, last: 5/21/17 at HOU
- HITTING STREAK ..... 13 games, 7/24-8/7/14
- MULTI-HR GAMES (4) ..... 5/20/13 vs. SEA (2)  
6/9/15 vs. SEA (2)  
9/15 at TOR (2)  
9/23/17 at SEA (2)
- CAREER GRAND SLAMS (3) ..... 8/29/15 vs. LAA (Smith)  
8/27/17 vs. KCR (Garcia)  
7/3/18 at KCR (Duffy)
- CAREER PINCH HOMERS (1) ..... 6/11/12 vs. WSH (Burnett)
- CAREER WALK-OFF HOMERS (3) ... 5/20/13 vs. SEA (Furbush)  
8/8/17 vs. COL (Holland)  
4/8/18 vs. KCR (Mauer)





# MATT GRACE

# 33

**LHP**
**BATS:** LEFT

**BORN:** 12/14/88 Palos Verdes, CA

**THROWS:** LEFT

**'19 OPENING DAY AGE:** 30

**HEIGHT:** 6'4"

**MLB SERVICE:** 2.065

**WEIGHT:** 215

**ACQUIRED:** Selected in the eighth round of the 2010 First-Year Player Draft

 [@mattgrace31](#)
**GRACE CAREER RECORD**

YEAR	CLUB	W	L	ERA	G	GS	CG	SHO	SV	IP	H	R	ER	HR	HB	BB	SO	SO/9	WP	BK	BAA
2010	GCL Nationals	1	1	6.27	8	5	0	0	0	18.2	23	17	13	0	1	3	14	6.8	1	0	.303
	Vermont	0	1	6.75	2	2	0	0	0	8.0	8	10	6	1	2	3	4	4.5	1	0	.250
2011	Hagerstown	12	7	5.17	26	25	0	0	0	132.1	169	92	76	8	6	38	85	5.8	11	0	.314
2012	Potomac	9	12	4.84	26	24	2	1	0	141.1	178	95	76	10	3	48	83	5.3	13	0	.310
2013	Potomac	3	0	3.18	14	0	0	0	0	28.1	26	11	10	0	3	7	24	7.6	2	0	.245
	Harrisburg	6	3	3.79	28	0	0	0	1	38.0	42	17	16	2	1	7	31	7.3	3	0	.284
2014	Harrisburg	3	1	1.02	22	0	0	0	3	35.1	32	10	4	0	0	12	32	8.2	1	0	.229
	Syracuse	2	0	1.30	28	0	0	0	0	41.2	28	6	6	1	2	13	30	6.5	0	0	.194
2015	Syracuse	0	2	2.40	38	0	0	0	1	48.2	43	16	13	1	0	16	31	5.7	0	0	.249
	Washington	2	1	4.24	26	0	0	0	0	17.0	26	11	8	0	1	8	14	7.4	1	0	.356
2016	Syracuse	1	3	2.85	35	0	0	0	1	47.1	54	17	15	1	0	9	32	6.1	4	0	.287
	GCL Nationals	1	0	3.86	3	0	0	0	0	4.2	2	2	2	1	1	0	4	7.7	0	0	.125
	Washington	0	0	0.00	5	0	0	0	0	3.0	1	0	0	0	0	0	4	12.0	0	0	.100
2017	Syracuse	1	3	3.66	13	1	0	0	0	19.2	21	9	8	2	1	8	21	9.6	0	0	.269
	Washington	1	0	4.32	40	1	0	0	2	50.0	50	25	24	3	3	18	31	5.6	2	0	.266
2018	Washington	1	1	2.87	56	0	0	0	0	59.2	55	22	19	5	2	13	48	7.2	1	0	.240
	Harrisburg*	0	0	0.00	3	1	0	0	0	3.0	4	1	0	0	0	0	4	12.0	0	0	.308
	Syracuse*	0	0	0.00	1	0	0	0	0	1.0	0	0	0	0	0	1	0	0.0	0	0	.000
<b>MINORS TOTALS</b>		39	33	3.88	247	58	2	1	6	568.0	630	303	245	27	20	165	395	6.3	36	0	.283
<b>MLB TOTALS</b>		4	2	3.54	127	1	0	0	2	129.2	132	58	51	8	6	39	97	6.7	4	0	.264

\* - Rehab Assignment

**CAREER BATTING RECORD**

YEAR	CLUB	AVG	G	AB	R	H	TB	2B	3B	HR	RBI	SH	SF	HP	BB	SO	SB	CS	OBP	SLG	OPS	E
2018	Washington	.333	54	3	0	1	1	0	0	0	0	0	0	0	0	0	0	0	.333	.333	.666	1
<b>MLB TOTALS</b>		.125	125	8	0	1	1	0	0	0	0	0	0	0	0	4	0	0	.125	.125	.250	2

**CAREER**

Lefty with a heavy fastball/slider repertoire that induced ground balls at a rate of 56.2% in his 127 career big league games (MLB average: 45%)... At 56.2%, Grace ranks fifth among National League relievers in groundball percentage since 2015...Began professional career as a starter but has seen success in the relief role since 2013...Has surrendered just five extra-base hits (four doubles, one triple) to left-handed batters in his Major League career...Since the start of 2017, has allowed seven of 38 inherited runners to score...His 18.4 IRS% ranks eighth among left-handed relievers.

**2018**

Experienced a career year in 2018, serving as arguably the most reliable member of Washington's bullpen...Posted career-highs in nearly every pitching category across the board...Recorded more strikeouts per 9.0 innings (7.2), fewer walks per 9.0 innings (1.96), a better strikeout-to-walk ratio (3.69) and a better WHIP (1.14) relative to his career numbers prior to 2018...His career-high 56 appearances were tied for the most on the club...Ranked among National League left-handed relievers in walks per 9.0 innings pitched (5th, 1.96), ERA (7th, 2.87), opp. OBP (10th, .285), strikeout-to-walk ratio (10th, 3.69) and WHIP (11th, 1.14)...Pitched more than 1.0 innings in 15 outings, posting a 2.17 ERA (7 ER/29.0 IP) and a 11.50 strikeout-to-walk ratio (23 SO/2 BB) in those outings...Tossed scoreless relief in 13 of last 16 appearances of the season (1-0, 4 holds, 2.19 ERA, 9 SO, 2 BB)...Allowed just 1-of-13 (7.7%) inherited runners to score during this stretch...For the season, left-handed batters hit .258/.305/.315 and right-handed batters hit .229/.272/.379...Of the 96 left-handed batters he faced, he struck out 19 and issued just four walks...He did not walk a left-handed batter until July 9 at Pittsburgh (G. Polanco), a span of 43 left-handed batters across his first 25 appearances of the season...Tossed a season-high 4.0 innings on July 4 vs. Boston as he held the eventual World Series Champions to one hit while striking out four batters in scoreless relief...Recorded his first career hit on Aug. 21 vs. Philadelphia, a single off of Hector Neris.

**2017**

Began the season with Triple-A Syracuse before being recalled to Washington on five occasions before sticking for good after June 15 recall...Went 1-0 with two saves and a 4.32 ERA in 40 games (one start)...Was thrust into duty to make his first MLB start (spot start to replace Max Scherzer) on Aug. 18 at San Diego (4.1 IP, 2 H, BB SO) as Washington won, 7-1...Collected the first save of his Major League career on July 14 at Cincinnati...In 81 at-bats against left-handed batters, did not allow a single extra-base hit...Allowed 15.4% (2-for-13) of inherited runners to score, which would have ranked fourth in the National League, but fell just short of qualifying to be among league leaders.



**2016**

Went 2-3 with a 2.94 ERA (17 ER/52.0 IP) in 38 games between the Gulf Coast League Nationals and Triple-A Syracuse...Was recalled on Sept. 2 for his first MLB assignment of season...Allowed just one hit in five appearances (3.0 IP)...Struck out four batters and did not issue a walk across his five Major League appearances in 2016...While at Triple-A Syracuse, opposing left-handed batters recorded just a .274 slugging percentage (15 H, 2 B) in 62 at bats.

**2015**

Began the season with Triple-A Syracuse before being recalled to the big leagues on April 22...Made his MLB debut that night against St. Louis (1.0 IP, BB)...Earned his first Major League win, May 4 vs. MIA...Appeared in 17 games for Washington before being optioned back to Syracuse on June 1...Returned to Washington when rosters expanded, Sept. 2... Allowed just one earned run in 5.0 innings spanning nine Sept. outings...Did not walk a batter over that stretch...On the season, allowed just one extra-base hit in 38 at bats against left handed batters, striking out nine and walking just two...For the second straight season, allowed just one home run.

**2014**

Enjoyed a breakout year, going 5-1 with a 1.17 ERA (10 ER/77.0 IP) in 50 appearances between Double-A Harrisburg and Triple-A Syracuse...Tallied 62 strikeouts while holding opposing hitters to a .211 batting average...He surrendered just one home run...Began the season with Harrisburg before being promoted to Syracuse in mid-June...Following the season, appeared in 10 games for Mesa of the Arizona Fall League, posting a 3.18 ERA (4 ER/11.1 IP).

**2013**

Worked exclusively out of the bullpen for the first time in his professional career...Went a combined 9-3 with a 3.53 ERA (26 ER/66.1 IP) in 42 appearances between Single-A Potomac and Double-A Harrisburg...Was promoted to Harrisburg on June 1.

**2012**

Spent the entire season with Single-A Potomac...Went 9-12 with a 4.84 ERA in 26 games/24 starts...Tossed two seven-inning complete games (6/9 vs. Salem and 8/21 vs. Carolina).

**2011**

Posted a career-high 12 wins, second-most among Nationals farmhands...Spent the entire season with Single-A Hagerstown.

**2010**

In his first professional exposure, went 1-2 with a 6.41 ERA (19 ER/26.2 IP) in 10 games/seven starts between rookie-level GCL Nationals and short-season Single-A Vermont...Was promoted to Vermont at the end of August, where he spent the remainder of the season.

**PERSONAL**

Matthew Aaron Grace...Attended Palos Verdes (CA) High School and UCLA...College teammate of eventual first rounders Gerrit Cole and Trevor Bauer... In three seasons for the Bruins, went 4-4 with a 3.95 ERA (69 appearances, 6 starts), totaling 72 strikeouts and 38 walks in 98.0 innings...Appeared on the summer collegiate baseball circuit in 2009 (Cape Cod League - Cotuit Kettleers) and 2008 (Northwoods League - Alexandria Beetles).

**CAREER TRANSACTIONS**

2010 ..... Selected by Washington in the eighth round of the First-Year Player Draft.

**SIGNED BY**

Craig Cornfeld (Nationals)

**CAREER FIELDING**

YEAR / POS.	PCT.	G	PO	A	E	TC	DP
2018 / P	.889	56	3	5	1	9	0
Career / P	.913	127	4	17	2	23	1

**CAREER BESTS**

LONGEST START.....	4.1 IP, 8/18/17 at SDP
WINNING STREAK.....	None
MOST SINGLE-GAME K'S.....	4, 2x, Last: 7/4/18 vs. BOS
CAREER 10-K GAMES.....	None
HOME RUNS HIT.....	None



GRACE





# TAYLOR GUSHUE

# 74

**BATS:** SWITCH

**BORN:** 12/19/93 Boca Raton, FL

**THROWS:** RIGHT

**'19 OPENING DAY AGE:** 25

**HEIGHT:** 6'1"

**MLB SERVICE:** 0.000

**WEIGHT:** 233

**ACQUIRED:** Acquired from Pittsburgh along with cash considerations in exchange for 2B Chris Bostick, Sept. 26, 2016

 [insta\\_gush](#)
[@TGush17](#)

## GUSHUE CAREER RECORD

YEAR	CLUB	AVG	G	AB	R	H	TB	2B	3B	HR	RBI	SH	SF	HP	BB	SO	SB	CS	OBP	SLG	OPS	E
2014	Jamestown	.241	54	199	25	48	80	13	2	5	29	4	1	2	27	37	0	1	.336	.402	.738	3
2015	West Virginia	.231	99	360	35	83	123	17	4	5	47	2	3	5	25	79	1	2	.288	.342	.630	5
2016	Bradenton	.226	90	328	42	74	117	17	1	8	38	1	3	4	23	69	0	0	.282	.357	.639	4
2017	Potomac	.241	91	323	38	78	141	9	0	18	67	0	8	4	41	88	0	0	.327	.437	.764	6
	Harrisburg	.083	4	12	0	1	1	0	0	0	0	0	0	0	1	1	0	0	.154	.083	.237	1
2018	Harrisburg	.212	97	339	42	72	123	19	1	10	44	0	6	4	37	93	0	1	.293	.363	.656	3
	Syracuse	.250	1	4	1	1	2	1	0	0	0	0	0	0	1	0	0	0	.250	.500	.750	0
<b>MINORS TOTALS</b>		.228	436	1565	183	357	587	76	8	46	225	7	21	19	154	368	1	4	.301	.375	.676	22

## CAREER

Power-hitting catcher takes part in his second Major League Spring Training in 2019...Was acquired from Pittsburgh the end of the 2016 season.

## 2018

Named an Eastern League All-Star after clubbing all 10 of his home runs in the first half of the season...Recorded a career-high 20 doubles and a career-high 43 runs scored...Hit .203 (13-for-64) with four doubles, one homer, six RBI and five runs scored in 18 games for Gigantes del Cibao of the Dominican Winter League.

## 2017

Enjoyed a breakout season in his first campaign in Washington's organization...Ranked tied for second in the Carolina League and tied for fourth among Nationals farmhands with 18 home runs...Also ranked fourth in the Carolina League with 67 RBI despite being promoted to Double-A Harrisburg late in the season...Following the season, appeared in 13 games for the Mesa Solar Sox of the Arizona Fall League...Hit .143 (7-for-49) with two homers and three RBI.

## 2016

Spent the entire season with Bradenton of the Single-A Florida State League...Hit a then career-high eight home runs...Was named a Florida State League mid-season All-Star.

## 2015

Tied for the South Atlantic League lead in games caught (99).

## 2014

Hit four home runs in his first five professional games for short-season Single-A Jamestown.

## PERSONAL

Taylor Stone Gushue...Pronounced GUSH-oo...Attended Calvary Christian (FL) High School and the University of Florida...Was named a second-team Louisville Slugger All-American in 2014 while also earning All-SEC first-team honors...Was a semifinalist for the Johnny Bench Award in 2014, recognizing the nation's best catcher.

## GUSHUE

### CAREER TRANSACTIONS

2014 ..... Selected by PIT in fourth round of the First-Year Player Draft.  
2016 ..... Acquired by Washington in exchange for INF Christopher Bostick, Sept. 26.

### SIGNED BY

Darren Mazerowski (Pirates)



# JEREMY HELLICKSON 58

**RHP**

**BATS:** RIGHT      **BORN:** 4/8/87 Des Moines, IA  
**THROWS:** RIGHT      **'19 OPENING DAY AGE:** 31  
**HEIGHT:** 6'1"      **MLB SERVICE:** 8.041  
**WEIGHT:** 216      **ACQUIRED:** Signed as a free agent on Feb. 6, 2019

[@JHell58](#)

## HELLICKSON CAREER RECORD

YEAR	CLUB	W	L	ERA	G	GS	CG	SHO	SV	IP	H	R	ER	HR	HB	BB	SO	SO/9	WP	BK	BAA
2005	Princeton	0	0	6.00	4	0	0	0	0	6.0	6	4	4	1	1	11	16.5	0	0	.240	
2006	Hudson Valley	4	3	2.43	15	14	0	0	0	77.2	55	24	21	3	6	16	96	11.1	4	0	.193
2007	Columbus	13	3	2.67	21	21	1	0	0	111.1	87	36	33	7	3	34	106	8.6	4	0	.214
2008	Vero Beach	7	1	2.00	14	14	0	0	0	76.2	64	19	17	7	4	5	83	9.7	3	1	.224
	Montgomery	4	4	3.94	13	13	0	0	0	75.1	84	36	33	15	2	15	79	9.4	1	0	.292
2009	Montgomery	3	1	2.38	11	11	0	0	0	56.2	41	16	15	4	4	14	62	9.8	1	0	.198
	Durham	6	1	2.51	9	9	0	0	0	57.1	31	19	16	4	4	15	70	11.0	2	0	.157
2010	Durham	12	3	2.45	21	21	0	0	0	117.2	103	35	32	5	7	35	123	9.4	0	0	.238
	Tampa Bay	4	0	3.47	10	4	0	0	0	36.1	32	14	14	5	2	8	33	8.2	2	0	.232
	Charlotte	0	0	21.60	1	0	0	0	0	1.2	4	4	4	0	0	2	4	21.6	0	0	.444
2011	Tampa Bay	13	10	2.95	29	29	2	1	0	189.0	146	64	62	21	4	72	117	5.6	8	1	.210
2012	Tampa Bay	10	11	3.10	31	31	0	0	0	177.0	163	68	61	25	4	59	124	6.3	5	0	.244
2013	Tampa Bay	12	10	5.17	32	31	0	0	0	174.0	185	103	100	24	4	50	135	6.9	7	2	.274
2014	Charlotte*	0	1	2.25	2	2	0	0	0	8.0	9	4	2	0	0	2	6	6.8	0	0	.281
	Durham	1	4	7.23	5	5	0	0	0	18.2	38	20	15	1	2	5	16	7.7	3	0	.413
	Tampa Bay	1	5	4.52	13	13	0	0	0	63.2	71	35	32	8	2	21	54	7.6	8	0	.276
	Montgomery*	0	0	1.50	1	1	0	0	0	6.0	5	1	1	0	0	0	11	16.5	0	0	.227
2015	Arizona	9	12	4.62	27	27	0	0	0	146.0	151	79	75	22	6	43	121	7.5	5	0	.264
	Reno*	0	0	4.50	1	1	0	0	0	6.0	6	3	3	0	0	1	4	6.0	0	0	.273
2016	Philadelphia	12	10	3.71	32	32	1	1	0	189.0	173	86	78	24	6	45	154	7.3	6	1	.243
2017	Philadelphia	6	5	4.73	20	20	0	0	0	112.1	111	62	59	22	6	30	65	5.2	3	1	.261
	Baltimore	2	6	6.97	10	10	0	0	0	51.2	49	43	40	13	2	17	31	5.4	1	0	.243
2018	Washington	5	3	3.45	19	19	0	0	0	91.1	78	41	35	11	8	20	65	6.4	2	1	.230
	Potomac*	0	1	21.21	1	1	0	0	0	4.2	9	11	11	2	1	3	4	7.7	0	0	.391
<b>MINORS TOTALS</b>		50	22	2.99	119	113	1	0	0	623.2	542	232	207	49	34	148	675	7.7	18	1	.233
<b>MLB TOTALS</b>		74	72	4.07	223	216	3	2	0	1230.1	1159	595	556	175	44	365	899	6.6	47	6	.247

\* - Rehab assignment

## CAREER BATTING

YEAR	CLUB	AVG	G	AB	R	H	TB	2B	3B	HR	RBI	SH	SF	HP	BB	SO	SB	CS	OBP	SLG	OPS	E
2018	Washington	.063	18	32	0	2	3	1	0	0	1	3	0	0	0	13	0	0	.063	.094	.157	1
<b>MLB TOTALS</b>		.145	100	166	7	24	29	3	1	0	14	18	1	2	9	63	0	0	.197	.175	.371	5

## 2011 POSTSEASON

RD.	CLUB, OPP.	W	L	ERA	G	GS	CG	SHO	GF	SV	IP	H	R	ER	HR	HB	BB	SO	WP	BK	BAA
ALDS	TBR vs. TEX	0	1	6.75	1	1	0	0	0	0	4.0	4	3	3	3	0	1	1	0	0	.267
<b>TOTALS</b>		0	1	6.75	1	1	0	0	0	0	4.0	4	3	3	3	0	1	1	0	0	.267

## 2013 POSTSEASON

RD.	CLUB, OPP.	W	L	ERA	G	GS	CG	SHO	GF	SV	IP	H	R	ER	HR	HB	BB	SO	WP	BK	BAA
ALDS	TBR vs. BOS	0	0	0.00	1	1	0	0	0	0	1.0	1	0	0	0	0	2	0	0	0	.250
<b>TOTALS</b>		0	0	0.00	1	1	0	0	0	0	1.0	1	0	0	0	0	2	0	0	0	.250

## CAREER

A veteran of nine Major League seasons joined the Nationals on a Minor League deal with an invite to Major League Spring Training March 2018 and re-signed with the club in February 2019...Has made more than 27 starts in six of his nine Major League seasons...Pitched for Tampa Bay from 2010-14 while Nationals manager Dave Martinez served as the club's bench coach.

## 2018

Provided stability to Washington's rotation, starting the season 2-0 with a 2.30 ERA (11 ER/43.0 IP) in eight starts from April 16 to May 29...Struck out 34 batters against just six walks...Posted a 0.93 WHIP during this stretch...At the time of his injury, ranked among NL pitchers (min. 8 GS) in WHIP (2nd, 0.93), walks per 9.0 IP (2nd, 1.26), SO/BB ratio (6th, 5.67) and ERA (8th, 2.30)...Suffered a right hamstring strain on June 3 at Atlanta...Surrendered just 20 walks, the fewest among MLB pitchers with at least 19 starts...His 11 home runs allowed were seventh-fewest in the National League (min. 19 GS)... He recorded a career-best WHIP (1.073), and issued just two walks per 9.0 innings, his lowest mark since his rookie season of 2010.



## JEREMY HELLICKSON // RHP

**2017**

Began his second season in Philadelphia by going 6-5 with a 4.73 ERA in 20 starts before being acquired by Baltimore on July 28. While with Philadelphia, he went 3-1 with a 3.64 ERA (19 ER/47.0 IP) in eight starts against National League East opponents. His 47 walks on the season were the third fewest of his career (min. 15 starts). Did not issue a walk in eight of his 30 starts between the two clubs.

**2016**

Made his Phillies debut on Opening Day, becoming the first starting pitcher to make his Phillies debut on Opening Day since Roy Halladay in 2010. Ranked tied for third in the NL in shutouts (1), tied for fifth in GDP (21), tied for eighth in starts (32) and ranked ninth in walks per 9.0 IP (2.14). Set career highs in strikeouts (154) and starts and tied his career high in innings (189.0). Pitched at least 6.0 innings in 21 of his 32 starts (65%), including in a career-best nine straight starts, June 10 to July 25, which was tied for longest streak by a Phillies starter. In his final 14 home starts, went 7-3, 2.53 ERA (26 ER/92.1 IP).

**2015**

Spent the entire season with Arizona after being acquired by the Diamondbacks in the offseason. Went 9-12 with a 4.62 ERA in 27 starts. In six starts vs the NL East, posted a 3.38 ERA. Had a 5.04 ERA in 17 starts before the All-Star break and a 3.86 ERA in 10 starts after. Posted a 1.88 ERA (5 ER/24.0 IP) in four July starts.

**2014**

Began the season on the 15-day DL following a minor arthroscopic procedure to remove loose bodies from his right elbow (Dr. Koco Eaton). Was activated on July 7. Went 1-1, 2.03 ERA (6 ER/26.2 IP) in his first five starts. Was optioned to Double-A Montgomery on July 12 before being transferred to Triple-A Charlotte on July 16. Was recalled on July 26.

**2013**

Went 12-10 with a 5.17 ERA in 32 games (31 starts) in his fourth Major League season. Received 5.74 runs of support per 9.0 IP, fifth-highest in the American League. Posted a 5-1 record in June, tying Tampa Bay's franchise record for wins in a calendar month. Went 8-1, 3.17 ERA over a 10-start span, from June 2 to July 27. Went 0-4, 9.15 ERA in five August starts before being optioned to Charlotte on Aug. 27 and was transferred to Montgomery on Sept. 1, but did not pitch in any minor league games. Was recalled on Sept. 3. Started Game 4 of the ALDS vs. BOS and threw just 1.0 inning, the shortest Postseason start in Rays history.

**2012**

Was named co-winner of the AL Gold Glove Award along with Chicago White Sox pitcher Jake Peavy. Just one year after winning the 2011 AL Rookie of the Year he became just the second pitcher in MLB history to win both awards (other: LAD Fernando Valenzuela; 1982 NL Rookie of the Year & 1986 NL Gold Glove). At 25 years old, became the youngest AL pitcher to win a Gold Glove since 1989 (KC's Bret Saberhagen - 25). Also marked the first time two pitchers had ever tied for a Gold Glove Award. Ranked sixth among all AL pitchers with a 3.10 ERA. Stranded 82.7% of his base runners, best in MLB. Was on the losing end of Felix Hernandez's perfect game (23rd in MLB history), Aug. 15 at SEA.

**2011**

Won the American League Rookie of the Year Award (17 of 28 first-place votes) and became just the second starting pitcher to win the award over the previous 32 seasons (other: DET's Justin Verlander in 2006). Led all MLB rookies in ERA (2.95), innings (189.0), CG (2), opp. AVG (.210), starts (29) and quality starts (20) and finished second in wins (13). His 2.95 ERA ranked eighth among all AL pitchers and was the lowest by an AL rookie since 1990 (KC's Kevin Appier - 2.76). Held opponents to a .210 AVG, third-best in MLB behind 2011 Cy Young winners Justin Verlander (.192) and Clayton Kershaw (.207); it was the lowest mark by a rookie since 1998 (CHI's Kerry Wood - .196) and the lowest by an AL rookie since 1989 (KC's Tom Gordon - .210). Stranded 82.0% of his base runners, second-best among all MLB pitchers. Allowed three ER or less in 26 of his 29 starts (90%). Threw his first career CG and SHO, May 13 vs BAL. Was named AL Pitcher of the Month and AL Rookie of the Month for May (5 GS, 4-1, 1.36 ERA, 5 ER, 33.0 IP). Started Game 4 of the ALDS vs TEX (L, 4-3).

**2010**

Split time between Triple-A Durham and the Tampa Bay Rays. Selected as the Minor League Player of the Year by *Baseball America* and *USA Today*, Minor League Pitcher of the Year by *The Sporting News* and was named the International League's Most Valuable Pitcher. Named Tampa Bay's Minor League Pitcher of the Year for a second straight year, the first to win the honor twice. Made his MLB debut, Aug. 2 vs MIN (W, 7.0 IP, 3 H, 2 ER, 2 BB, 6 SO). Became the first MLB pitcher since 1920 to pitch 6.0 or more innings while allowing three hits or fewer in each of his first three MLB appearances. Led the International League in ERA (2.45). Started for the U.S. Team in the Futures Game on July 11 (W, 2.0 IP, 1 ER).

**2009**

Named Tampa Bay's Minor League Pitcher of the Year. Went 9-2, 2.45 ERA in 20 starts combined between Double-A Montgomery and Triple-A Durham. Started Game 1 in both rounds of the IL playoffs, with Durham winning both games (1-0, 2.92 ERA, 4 ER, 12.1 IP, 18 SO). Struck out 12 batters in Game 1 of the first round, Sept. 9 vs Louisville. Was also the starting pitcher for the Triple-A national championship on Sept. 22 vs Memphis in Oklahoma City.

## AWARDS AND HONORS

2012	..... American League Gold Glove Award (AL Pitcher)
2011	..... American League Rookie of the Year
2011	..... American League Pitcher of the Month (May)
2011	..... American League Rookie of the Month (May)
2011	..... Tampa Bay's No. 1 prospect per <i>Baseball America</i>
2011	..... <i>Baseball America's</i> No. 6 prospect
2010	..... Tampa Bay's Minor League Pitcher of the Year
2010	..... MiLB.com Organization All-Star
2010	..... <i>USA Today</i> Minor League Player of the Year
2010	..... <i>Baseball America</i> Minor League Player of the Year
2010	..... International League Pitcher of the Year
2010	..... SiriusXM All-Star Futures game at LAA
2010	..... International League Pitcher of the Week (June 1)
2010	..... International League Pitcher of the Week (April 19)
2010	..... Tampa Bay's No. 2 prospect per <i>Baseball America</i>
2009	..... Tampa Bay's Minor League Pitcher of the Year
2009	..... Southern League All-Star (mid-season)
2009	..... Tampa Bay's No. 8 prospect per <i>Baseball America</i>
2008	..... Florida State League All-Star (mid-season)
2008	..... Florida State League Pitcher of the Week (June 23)
2008	..... Florida State League Pitcher of the Week (April 21)
2008	..... Tampa Bay's No. 8 prospect per <i>Baseball America</i>
2007	..... Tampa Bay's No. 10 prospect per <i>Baseball America</i>
2006	..... New York-Penn League All-Star (mid-season)
2006	..... Tampa Bay's No. 19 prospect per <i>Baseball America</i>



**2008**

Named Single-A Vero Beach Pitcher of the Year despite a late-June promotion to Double-A Montgomery...Overall, went 11-5, 2.96 ERA in 27 starts between both levels...Compiled a 16.60 SO/BB ratio (83 SO, 5 BB) for Vero Beach...Led all TB minor leaguers in SO (162), while his 2.96 ERA led all full-season TB minor leaguers...Named a Florida State League midseason All-Star

**2007**

Spent the entire season with Single-A Columbus...Ranked fifth in ERA (2.67) and seventh in wins (13) in the South Atlantic League.

**2006**

Was named short-season Single-A Hudson Valley's Pitcher of the Year after leading all TB minor leaguers with a 2.43 ERA...Was selected to the New York-Penn League All-Star team...Led the NYPL in SO (96) and ranked ninth in ERA (2.43).

**2005**

Opened his professional career with four games for Princeton of the Appalachian League.

**PERSONAL**

Jeremy Robert HELLICKSON...Is a 2005 graduate of Hoover (IA) High School...Was named a 2005 preseason First-Team All-American by *Baseball America* prior to his senior season...Was a four-year letterman and three-year starter in basketball as a shooting guard, earning all-conference honors as a sophomore, junior and senior...Was recruited by the University of Iowa to play basketball and baseball, but committed to pitch at Louisiana State University before being drafted...Won a gold medal with USA Baseball's 16U National Team at the World Youth Championships in Taiwan in 2004...Supports the childhood cancer charity "Kids Living Brave" with an annual offseason pitching clinic in Iowa.

**CAREER TRANSACTIONS**

- 2005..... Selected by TBR in fourth round of First-Year Player Draft.
- 2014..... Acquired by ARI in exchange for INF Andrew Velazquez and OF Justin Williams, Nov. 14.
- 2015..... Acquired by PHI in exchange for RHP Sam McWilliams, Nov. 14.
- 2017..... Acquired by BAL along with cash considerations in exchange for OF Hyun Soo Kim, LHP Garrett Cleavinger, and International Signing Bonus Slots.
- 2018..... Signed with Washington as a Minor League free agent, March 18.
- 2019..... Signed with Washington as a free agent, Feb. 6.

**SIGNED BY**

Tom Coustou (Rays)

**CAREER FIELDING**

YEAR / POS.	PCT	G	PO	A	E	TC	DP
2018 / P	.944	19	7	10	1	18	2
CAREER / P	.974	223	81	144	6	231	13

**CAREER BESTS**

- LONGEST START..... 9.0, 3x, Last: 9/17/16 vs. MIA
- WINNING STREAK..... 4 games, 2x, Last: 6/19/13 - 7/5/13
- MOST SINGLE-GAME K'S..... 10, 4/16/11 vs. LAA
- CAREER 10-K GAMES (1)..... 4/16/11 vs. LAA (10)
- HOME RUNS HIT..... None

HELLICKSON



NATIONALS PARK  
COMMUNITY RELATIONS  
DREAM FOUNDATION  
YOUTH BASEBALL ACADEMY  
FRONT OFFICE | OWNERSHIP  
MANAGER | COACHING STAFF

PLAYERS

2018 IN REVIEW

HISTORY AND RECORDS

SCOUTING | RESEARCH | PLAYER DEV.

MEDIA





# J.J. HOOVER

# 40

**RHP**

**BATS:** RIGHT      **BORN:** 8/13/87 Pittsburgh, PA  
**THROWS:** RIGHT      **'19 OPENING DAY AGE:** 31  
**HEIGHT:** 6'3"      **MLB SERVICE:** 4.141  
**WEIGHT:** 261      **ACQUIRED:** Signed as a Minor League free agent on Feb. 1, 2019

Instagram: [jj\\_hoover](#)

Twitter: [@jj\\_hoover](#)

## HOOVER CAREER RECORD

YEAR	CLUB	W	L	ERA	G	GS	CG	SHO	SV	IP	H	R	ER	HR	HB	BB	SO	SO/9	WP	BK	BAA
2008	Danville	1	0	0.00	2	0	0	0	0	4.2	4	0	0	0	0	1	6	11.6	0	0	.235
2009	Rome	7	6	3.35	25	18	0	0	1	134.1	135	58	50	9	7	25	148	9.9	3	0	.259
	Myrtle Beach	0	0	9.00	1	1	0	0	0	3.0	3	3	3	1	0	5	2	6.0	1	0	.250
2010	Myrtle Beach	11	6	3.26	24	24	0	0	0	132.2	126	56	48	7	6	35	118	8.0	6	0	.245
	Mississippi	3	1	3.48	4	4	0	0	0	20.2	15	8	8	1	0	15	34	14.8	0	0	.203
2011	Mississippi	2	5	2.48	31	12	0	0	1	87.0	65	30	24	5	4	28	86	8.9	4	1	.206
	Gwinnett	1	1	3.38	12	2	0	0	1	18.2	12	8	7	0	0	12	31	14.9	0	0	.174
2012	Louisville	4	0	1.22	30	0	0	0	13	37.0	15	9	5	1	1	12	55	13.4	3	0	.121
	Cincinnati	1	0	2.05	28	0	0	0	1	30.2	17	7	7	2	0	13	31	9.1	0	0	.160
2013	Cincinnati	5	5	2.86	69	0	0	0	3	66.0	47	21	21	6	2	26	67	9.1	1	0	.200
2014	Cincinnati	1	10	4.88	54	0	0	0	0	62.2	56	36	34	13	1	31	75	10.8	0	0	.236
	Louisville	0	0	0.00	4	0	0	0	0	5.0	3	1	0	0	0	2	7	12.6	0	0	.150
2015	Cincinnati	8	2	2.94	67	0	0	0	1	64.1	44	24	21	7	2	31	52	7.3	3	0	.196
2016	Cincinnati	1	2	13.50	18	0	0	0	1	18.2	29	29	28	9	1	12	15	7.2	0	0	.345
	Louisville	4	2	3.52	32	0	0	0	4	38.1	39	15	15	2	1	11	50	11.7	1	0	.258
2017	Arizona	3	1	3.92	52	0	0	0	0	41.1	47	20	18	7	1	26	54	11.8	1	0	.276
	AZL D-backs*	0	0	0.00	1	1	0	0	0	1.0	0	0	0	0	0	1	9.0	0	0	0	.000
	Reno	0	0	0.87	9	0	0	0	0	10.1	6	1	1	1	0	7	12	10.5	0	0	.176
	Kane County	0	1	9.00	1	0	0	0	0	1.0	2	1	1	0	0	0	2	18.0	0	0	.500
2018	Milwaukee	0	1	20.25	2	0	0	0	0	1.1	4	3	3	1	0	2	0	0.0	0	0	.500
	Colorado Springs	0	0	0.00	1	0	0	0	0	0.2	1	0	0	0	0	0	0	0.0	0	0	.333
<b>MINORS TOTALS</b>		33	22	2.95	177	62	0	0	20	494.1	426	190	162	27	19	153	552	10.0	18	1	.229
<b>MLB TOTALS</b>		19	21	4.17	290	0	0	0	6	285.0	244	140	132	45	7	141	294	9.3	5	0	.229

## 2012 POSTSEASON

RD.	CLUB, OPP.	W	L	ERA	G	GS	CG	SHO	SV	IP	H	R	ER	HR	HB	BB	SO	SO/9	WP	BK	BAA
NLDS	CIN vs. SFG	0	0	0.00	2	0	0	0	0	2.2	0	0	0	0	0	2	2	6.8	0	0	.000
<b>TOTALS</b>		0	0	0.00	2	0	0	0	0	2.2	0	0	0	0	0	2	2	6.8	0	0	.000

## 2013 POSTSEASON

RD.	CLUB, OPP.	W	L	ERA	G	GS	CG	SHO	SV	IP	H	R	ER	HR	HB	BB	SO	SO/9	WP	BK	BAA
NLWC	CIN vs. PIT	0	0	0.00	1	0	0	0	0	0.2	0	0	0	0	0	0	0	0.0	0	0	.000
<b>TOTALS</b>		0	0	0.00	1	0	0	0	0	0.2	0	0	0	0	0	0	0	0.0	0	0	.000

## CAREER

A veteran of 290 Major League games across seven Major League seasons...Joined the Nationals as a non-roster invite to 2019 Major League Spring Training...Went 16-19 with a 4.12 ERA in his first five Major League seasons (2012-16) with the Cincinnati Reds.

## 2018

Appeared in two games for Milwaukee and one game for Triple-A Colorado Springs before being released in April...Did not play the rest of the 2018 season.

## 2017

Went 3-1 with a 3.92 ERA in 52 games across two stints with the D-backs...Ranked 12th among NL relievers with a career-high 11.76 strikeouts per 9.0 innings...His 32.4 pct. whiff rate was the best of his career...Was on the 10-day disabled list from June 23-July 16 with right shoulder inflammation...39 of his 52 outings were scoreless, including 13 of his last 15 since Aug. 19...Had a season-long 11-game scoreless streak (10.2 IP) from April 6-May 7...Boasted a 2.35 ERA and eight strikeouts in 14 outings after being recalled on Sept. 1.

## AWARDS AND HONORS

- 2013..... *Baseball America* Triple-A All-Star
- 2013..... Cincinnati's No. 8 prospect, per *Baseball America*
- 2012..... Atlanta's No. 12 prospect, per *Baseball America*
- 2011..... Arizona Fall League Rising Stars Game
- 2011..... Southern League All-Star (mid-season)
- 2011..... Atlanta's No. 10 prospect, per *Baseball America*
- 2010..... Carolina League Pitcher of the Week (Aug. 23)
- 2010..... Carolina League All-Star (mid-season)
- 2010..... Carolina League Pitcher of the Week (June 1)
- 2010..... Atlanta's No. 11 prospect, per *Baseball America*
- 2009..... South Atlantic League All-Star (mid-season)
- 2009..... Atlanta's No. 24 prospect, per *Baseball America*



**2016**  
 Appeared in a career-low 18 games in his last season with Cincinnati...Enjoyed three Major League stints.

**2015**  
 Was the Reds' nominee for the Roberto Clemente Award...Made 67 appearances, one shy of staff leader Burke Badenhop and two shy of his 2013 career high...For the third time in his four Major League seasons posted an ERA below 3.00...From April 24-Aug. 31 posted an 1.05 ERA the second-lowest of any Major League pitcher over that span...Was the first pitcher in modern Reds history to follow a 10-game losing streak (all in 2014) with a seven-game winning streak (all in 2015).

**2014**  
 Made the Opening Day roster for the second straight year...Established a career high in strikeouts (75)...Began the season with the Reds and went 1-10, 5.27 in 46 games before he was optioned on Aug. 21 to Louisville, his first minor league stint since 2012...Returned on Sept. 2 as one of 10 September callups and posted a 2.25 ERA...His 10 losses tie for the most in history by a Reds reliever for a single season (Harry Gumbert, 10-10 in 1947; Tom Hume, 9-10 in 1980).

**2013**  
 Made his first Opening Day roster...Led the pitching staff with a career-high 69 games...As the Reds battled for a playoff spot posted a 1.69 ERA in his last 14 games of the season...In the 10-inning, 11-4 loss vs St. Louis on June 9, allowed a career-high six runs in 0.2 IP...His season ERA in his other 68 apps was 2.07.

**2012**  
 Was acquired from the Braves for infielder on Juan Francisco April 1...In his first Major League season, posted a sterling 2.05 ERA in 28 games during two stints with the Reds...In the 4-2 win on April 25 vs San Francisco made his first career appearance with a scoreless sixth inning...Recorded his first career strikeout in his second appearance, on April 27 vs Houston (Wandy Rodriguez)...On May 26 vs Colorado earned his first career victory...In the 2-1 win on Sept. 12 vs Pittsburgh converted his first career save opportunity...Pitched in Games 2 and 4 of the National League Division Series and threw 2.2 hitless innings.

**2011**  
 In 14 starts and 29 relief outings at Triple-A Gwinnett and Double-A Mississippi, combined to finish 3-6 with a 2.64 ERA.

**2010**  
 Went 14-7 with a 3.29 ERA in 28 starts between Single-A Myrtle Beach and Double-A Mississippi...Led all Braves minor league pitchers in victories and ranked among the organizational leaders in innings pitched (4th, 153.1), strikeouts (3rd, 152) and ERA (4th, 3.29).

**2009**  
 In 26 outings between Single-A Myrtle Beach and Single-A Rome, he led all Braves farmhands with 150 strikeouts...Also ranked among the organization's leaders in starter's ERA (6th, 3.47) and in innings pitched (8th, 137.1).

**2008**  
 Appeared in two games for Rookie-level Danville in his first professional season.

**PERSONAL**

James Allen Hoover...Graduated from Elizabeth Forward (PA) High School and attended Calhoun (AL) Community College...Met his wife, Megan-Kate, in 2012 at the Cincinnati Zoo, where she worked as an animal trainer....The couple now owns a farm in Batavia, OH called Son Rise Meadows.... Megan-Kate works on the farm and also trains animals for movies

**CAREER TRANSACTIONS**

- 2008 ..... Selected by ATL in 10th round of First-Year Player Draft.
- 2012 ..... Acquired by CIN in exchange for INF Juan Francisco, April 1.
- 2017 ..... Signed with ARI as a free agent, Jan. 9.
- 2018 ..... Signed with MIL as a free agent, Jan. 10
- 2019 ..... Signed with Washington as a free agent, Jan. 30.

**SIGNED BY**

Brian Bridges (Braves)

**CAREER FIELDING**

YEAR / POS.	PCT	G	PO	A	E	TC	DP
2018 / P	1.000	2	1	0	0	1	0
Career / P	.923	290	17	19	3	39	1

**HOOVER**





# HUNTER JONES

# 67

OF

**BATS:** RIGHT  
**THROWS:** RIGHT  
**HEIGHT:** 6'2"  
**WEIGHT:** 210

**BORN:** 8/17/91 Seattle, WA  
**'19 OPENING DAY AGE:** 27  
**MLB SERVICE:** 0.000  
**ACQUIRED:** Signed as a Minor League free agent, Jan. 27, 2018

## JONES CAREER RECORD

YEAR	CLUB	AVG	G	AB	R	H	TB	2B	3B	HR	RBI	SH	SF	HP	BB	SO	SB	CS	OBP	SLG	OPS	E
2010	AZL Indians	.190	11	42	4	8	8	0	0	1	0	0	1	5	13	5	0	.292	.190	.482	2	
2011	AZL Indians	.257	23	74	5	19	23	2	1	0	9	1	2	0	9	9	5	2	.329	.311	.640	1
2012	Mahoning Valley	.230	52	174	17	40	49	5	2	0	11	6	0	1	12	41	3	3	.283	.282	.565	2
2013	DID NOT PLAY																					
2014	Kannapolis	.205	41	156	27	32	54	5	1	5	15	0	1	7	16	45	11	2	.306	.346	.652	1
	Great Falls	.351	28	111	28	39	64	7	3	4	15	0	1	0	12	24	9	1	.411	.577	.988	0
2015	Kannapolis	.205	46	166	25	34	38	4	0	0	9	2	3	5	21	42	15	3	.308	.229	.537	2
	AZL White Sox	.226	7	31	6	7	9	0	1	0	1	0	0	0	3	6	7	1	.294	.290	.584	0
2016	Winston-Salem	.286	90	364	62	104	146	13	7	5	34	4	4	7	37	70	31	10	.359	.401	.760	0
	Birmingham	.226	42	133	16	30	45	7	1	2	13	2	3	4	11	29	2	0	.298	.338	.636	4
2017	Birmingham	.222	121	410	36	91	144	22	5	7	44	4	2	12	36	86	11	3	.302	.351	.653	2
2018	Harrisburg	.298	70	255	30	76	96	5	3	3	27	2	1	5	31	46	12	5	.384	.376	.760	1
	Syracuse	.305	37	131	19	40	61	9	3	2	17	0	2	1	10	28	1	0	.354	.466	.820	0
<b>MINORS TOTALS</b>		.254	568	2047	275	520	737	79	27	28	196	21	19	43	203	439	112	30	.331	.360	.691	15

## CAREER

Versatile outfielder has appeared in centerfield (412 G), left field (70 G) and right field (60 G) in his professional career.

## 2018

Hit .301 with 14 doubles, six triples, five homers, 44 RBI, 41 walks, 13 stolen bases and 49 runs scored in 107 games between Double-A Harrisburg and Triple-A Syracuse...His .301 average ranked second among Nationals farmhands.

## 2017

Recorded a career-high 22 doubles in 121 games with Double-A Birmingham.

## 2016

Hit .270 with 20 doubles, eight triples, seven home runs, 47 RBI and 78 runs in 132 games between Single-A Winston-Salem and Double-A Birmingham.

## 2015

Hit .208 with four doubles, one triple, 10 RBI and 31 runs scored in 53 games between the Arizona Rookie League White Sox and Single-A Kannapolis.

## 2014

Hit .266 with 12 doubles, four triples, nine home runs, 30 RBI, 55 runs scored and 20 stolen bases in 69 games between rookie-level Great Falls and Single-A Kannapolis.

## 2012

Hit .230 with five doubles, two triples, 11 RBI, 12 walks, three stolen bases and 17 runs scored in 52 games with Mahoning Valley.

## 2011

In his second season with the Arizona League Indians, hit .257 with two doubles and one triple.

## 2010

Reported to the Arizona League Indians following the 2010 First-Year Player Draft.

## PERSONAL

Hunter Jones...Graduated from Lakewood (CA) High School.

## AWARDS AND HONORS

- 2018..... Eastern League Player of the Week (July 22)
- 2016..... Carolina League All-Star (mid-season)

## JONES

### CAREER TRANSACTIONS

- 2010 ..... Selected by CLE in 11th round of the 2010 First-Year Player Draft.
- 2013 ..... Signed with CWS as a free agent, Nov. 5
- 2018 ..... Signed with Washington as a free agent, Jan. 27
- 2018 ..... Signed with Washington as a free agent, Nov. 14.

### SIGNED BY

Jason Smith (Indians)







# HOWIE KENDRICK

# 47

**INF/OF**

**BATS:** RIGHT      **BORN:** 7/12/83 Jacksonville, FL  
**THROWS:** RIGHT      **'19 OPENING DAY AGE:** 35  
**HEIGHT:** 5'11"      **MLB SERVICE:** 12.091  
**WEIGHT:** 224      **ACQUIRED:** Signed as a free agent, Jan. 18, 2018

📷 [hkendrick47](#)

## KENDRICK CAREER RECORD

YEAR	CLUB	AVG	G	AB	R	H	TB	2B	3B	HR	RBI	SH	SF	HP	BB	SO	SB	CS	OBP	SLG	OPS	E
2002	AZL Angels	.318	42	157	24	50	64	6	4	0	13	1	1	6	7	11	12	6	.368	.408	.776	7
2003	Provo	.368	63	234	65	86	121	20	3	3	36	3	3	6	24	28	8	3	.434	.517	.951	17
2004	AZL Angels	.250	3	12	1	3	4	1	0	0	0	0	0	0	1	0	2	0	.308	.333	.641	0
	Cedar Rapids	.367	75	313	66	115	181	24	6	10	49	3	3	6	12	41	15	6	.398	.578	.976	8
2005	Rancho Cucamonga	.384	63	279	69	107	178	23	6	12	47	0	4	7	14	42	13	4	.421	.638	1.059	8
	Arkansas	.342	46	190	35	65	110	20	2	7	42	0	1	7	6	20	12	4	.382	.579	.961	6
2006	Salt Lake	.369	69	290	57	107	183	25	6	13	62	1	1	8	12	48	11	3	.408	.631	1.039	5
	Los Angeles (AL)	.285	72	267	25	76	111	21	1	4	30	0	3	4	9	44	6	0	.314	.416	.730	2
2007	Los Angeles (AL)	.322	88	338	55	109	152	24	2	5	39	1	1	4	9	61	5	4	.347	.450	.797	9
	Rancho Cucamonga*	.250	1	4	0	1	1	0	0	0	0	0	0	0	0	0	0	0	.250	.250	.500	0
	Salt Lake*	.300	13	50	9	15	25	1	0	3	11	0	1	2	1	9	1	0	.333	.500	.833	0
2008	Los Angeles (AL)	.306	92	340	43	104	143	26	2	3	37	1	4	4	12	58	11	4	.333	.421	.754	4
	Rancho Cucamonga*	.833	2	6	3	5	11	0	0	2	2	0	0	0	0	0	1	0	.833	1.833	2.666	1
	Salt Lake*	.200	2	5	0	1	1	0	0	0	1	0	0	0	0	1	0	0	.200	.200	.400	0
2009	Los Angeles (AL)	.291	105	374	61	109	166	21	3	10	61	2	0	4	20	71	11	4	.334	.444	.778	4
	Salt Lake	.346	20	78	11	27	41	6	1	2	11	0	0	2	7	12	4	2	.414	.526	.940	1
2010	Los Angeles (AL)	.279	158	616	67	172	251	41	4	10	75	4	5	5	28	94	14	4	.313	.407	.720	10
2011	Los Angeles (AL)	.285	140	537	86	153	249	30	6	18	63	3	0	10	33	119	14	6	.338	.464	.802	5
2012	Los Angeles (AL)	.287	147	550	57	158	220	32	3	8	67	6	5	4	29	115	14	6	.325	.400	.725	15
2013	Los Angeles (AL)	.297	122	478	55	142	210	21	4	13	54	3	3	6	23	89	6	3	.335	.439	.774	10
2014	Los Angeles (AL)	.293	157	617	85	181	245	33	5	7	75	3	2	4	48	110	14	5	.347	.397	.744	11
2015	Los Angeles (NL)	.295	117	464	64	137	190	22	2	9	54	1	1	2	27	82	6	2	.336	.409	.745	5
2016	Los Angeles (NL)	.255	146	487	65	124	178	26	2	8	40	0	3	3	50	96	10	2	.326	.366	.692	5
	Rancho Cucamonga*	.333	4	15	2	5	8	3	0	0	4	0	0	1	0	3	1	1	.375	.533	.908	0
2017	Philadelphia	.340	39	141	16	48	64	8	1	2	16	0	1	3	11	30	8	3	.397	.454	.851	3
	Reading*	.250	1	4	2	1	4	0	0	1	1	0	0	0	0	0	0	0	.250	1.000	1.250	0
	Lehigh Valley*	.167	4	12	3	2	3	1	0	0	0	0	0	2	1	5	0	0	.333	.250	.583	1
	Washington	.293	52	164	24	48	81	8	2	7	25	0	1	2	11	38	4	2	.343	.494	.837	0
2018	Washington	.303	40	152	17	46	72	14	0	4	12	0	1	2	5	29	1	1	.331	.474	.805	5
<b>MINORS TOTALS</b>		.358	408	1649	347	590	935	130	28	53	279	8	14	47	85	220	80	29	.402	.567	.969	54
<b>MLB TOTALS</b>		.291	1475	5525	720	1607	2332	327	37	108	648	24	30	57	315	1036	124	46	.334	.422	.756	88

\* - Rehab Assignment

## 2007 POSTSEASON

RD.	CLUB, OPP	AVG	G	AB	R	H	TB	2B	3B	HR	RBI	SH	SF	HP	BB	SO	SB	CS	OBP	SLG	OPS	E
ALDS	LAA vs. BOS	.200	3	10	0	2	2	0	0	0	1	0	1	0	0	1	2	0	.182	.200	.382	0
<b>TOTALS</b>		.200	3	10	0	2	2	0	0	0	1	0	1	0	0	1	2	0	.182	.200	.382	0

## 2008 POSTSEASON

RD.	CLUB, OPP	AVG	G	AB	R	H	TB	2B	3B	HR	RBI	SH	SF	HP	BB	SO	SB	CS	OBP	SLG	OPS	E
ALDS	LAA vs. BOS	.118	4	17	0	2	2	0	0	0	0	2	0	0	0	7	0	0	.118	.118	.235	0
<b>TOTALS</b>		.118	4	17	0	2	2	0	0	0	0	2	0	0	0	7	0	0	.118	.118	.235	0

## 2009 POSTSEASON

RD.	CLUB, OPP	AVG	G	AB	R	H	TB	2B	3B	HR	RBI	SH	SF	HP	BB	SO	SB	CS	OBP	SLG	OPS	E
ALDS	LAA vs. BOS	.200	2	5	1	1	1	0	0	0	0	0	0	0	0	2	1	0	.200	.200	.400	0
ALCS	LAA vs. NYY	.286	4	14	3	4	9	0	1	1	1	0	0	0	1	1	0	0	.333	.643	.976	1
<b>TOTALS</b>		.263	6	19	4	5	10	0	1	1	1	0	0	0	1	3	1	0	.300	.526	.826	1

## 2014 POSTSEASON

RD.	CLUB, OPP	AVG	G	AB	R	H	TB	2B	3B	HR	RBI	SH	SF	HP	BB	SO	SB	CS	OBP	SLG	OPS	E
ALDS	LAA vs. KCR	.154	3	13	1	2	3	1	0	0	0	0	0	0	0	5	0	0	.154	.231	.385	0
<b>TOTALS</b>		.154	3	13	1	2	3	1	0	0	0	0	0	0	0	5	0	0	.154	.231	.385	0

NATIONALS PARK  
 COMMUNITY RELATIONS  
 DREAM FOUNDATION  
 YOUTH BASEBALL ACADEMY  
 FRONT OFFICE OWNERSHIP  
 MANAGER | COACHING STAFF  
**PLAYERS**  
 2018 IN REVIEW  
 HISTORY AND RECORDS  
 SCOUTING | RESEARCH | PLAYER DEV.  
**MEDIA**



HOWIE KENDRICK // INF/OF

2015 POSTSEASON

RD.	CLUB, OPP	AVG	G	AB	R	H	TB	2B	3B	HR	RBI	SH	SF	HP	BB	SO	SB	CS	OBP	SLG	OPS	E
NLDS	LAD vs. NYM	.273	5	22	4	6	10	1	0	1	4	0	0	0	0	2	0	0	.273	.455	.727	0
TOTALS		.273	5	22	4	6	10	1	0	1	4	0	0	0	0	2	0	0	.273	.455	.727	0

2016 POSTSEASON

RD.	CLUB, OPP	AVG	G	AB	R	H	TB	2B	3B	HR	RBI	SH	SF	HP	BB	SO	SB	CS	OBP	SLG	OPS	E
NLDS	LAD vs. WSH	.333	4	9	1	3	4	1	0	0	0	0	0	0	1	1	0	0	.400	.444	.844	0
NLCS	LAD vs. CHI	.154	5	13	1	2	3	1	0	0	0	0	0	0	0	3	1	0	.154	.231	.385	0
TOTALS		.227	9	22	2	5	7	2	0	0	0	0	0	0	1	4	1	0	.261	.318	.579	0

2017 POSTSEASON

RD.	CLUB, OPP	AVG	G	AB	R	H	TB	2B	3B	HR	RBI	SH	SF	HP	BB	SO	SB	CS	OBP	SLG	OPS	E
NLDS	WSH vs CHI	.000	3	2	0	0	0	0	0	0	0	0	0	0	1	1	0	0	.333	.000	.333	0
TOTALS		.000	3	2	0	0	0	0	0	0	0	0	0	0	1	1	0	0	.333	.000	.333	0

ALL-STAR RECORD

YEAR	CLUB, SITE	AVG	G	AB	R	H	TB	2B	3B	HR	RBI	SH	SF	HP	BB	SO	SB	CS	OBP	SLG	OPS	E
2011	AL at ARI	.000	1	0	0	0	0	0	0	0	0	0	0	0	0	0	0	0	.000	.000	.000	0
TOTALS		.000	1	0	0	0	0	0	0	0	0	0	0	0	0	0	0	0	.000	.000	.000	0

CAREER

Steady bat, versatile defender and strong clubhouse presence returns for his second full season with the Nationals...Was acquired by Washington days before the 2017 non-waiver trade deadline and signed a two-year contract in January 2018...Is a career .291 hitter with a .334 on-base percentage and a .422 slugging percentage in 1,475 career games...Began his career as an infielder, but has proved to be a valuable asset in the outfield since 2016...Since joining the Nationals via trade, has hit .297/.337/.484 with 22 doubles, two triples, 11 homers, 37 RBI, 16 walks, five stolen bases and 41 runs scored in 92 games.

2018

Began his 13th Major League season strong before having his season cut short by an achilles injury suffered on May 19...Was hitting .303 with 14 doubles, four homers, 12 RBI, five walks, one stolen base and 17 runs scored in 40 games at the time of the injury... At the time of the injury, ranked tied for third in the National League with 14 doubles...Ranked among NL second baseman in batting average (2nd, .303), slugging percentage (4th, .477) and on-base percentage (5th, .331)...His .324 average vs. RHP ranked sixth in the NL at the time of his injury...In his last 20 games, hit .347/.382/.528 with seven doubles, two homers, four RBI, three walks, one stolen base and 11 runs scored...Appeared at second base (3 G), left field (6 G) and first base (2 G)...Hit .349 (15-for-43) with seven extra-base hits (6 2B, HR) in his first 10 starts...Hit safely in all 10.

2017

Was acquired from Philadelphia on July 28, just days before the 2017 non-waiver trade deadline...Hit .293 with eight doubles, two triples, seven home runs, 25 RBI, 11 walks and 24 runs scored in 52 games for the Nationals...He hit .315 with a .368 on-base percentage and a .475 slugging percentage in 91 games between the two National League East clubs...Made 39 starts for the Nationals, appearing in left field (30 GS), right field (3 GS), second base (5 GS), and first base (1 GS) while not being charged with an error along the way...He went 5-for-14 (.357) with two doubles, two RBI, one walk and three runs scored as a pinch hitter...Made his mark with his new club right off the bat, going 10-for-21 (.476) with two doubles, a home run and two RBI in his first six games with the Nationals, including matching a career high with five hits on Aug. 1 at MIA...On Aug. 13 against SFG, he clubbed his first career grand slam and third career walk-off home run in the bottom of the 11th inning to give Washington the 6-2 win...Just days later, he hit his 100th career home run, Aug. 15 vs. LAA as a part of his seventh career multi-home run game and first since April 18, 2014 at DET.

2016

Began the season on the disabled list with a strained left calf before being activated on April 12...Set a career high in walks (50) and led the team with 10 stolen bases...Ranked tied for first in the NL in four-hit games (5)...Became the second player in Dodgers history to appear in 10 or more games at first base, second base, third base and outfield in the same season...On May 4 at TBR, became the first Dodger to appear in left field, third base and second base in a single game since at least 1913...Recorded a 16-game hitting streak from July 4-24.

2015

In his first season with the Dodgers, hit .295 with 22 doubles, two triples, nine homers and 54 RBI in 117 games...Hit .360 with RISP, fifth-best in the NL...Hit .344 (32-for-93), 5 2B, 2 HR, 14 RBI in 23 games from July 28 through the remainder of the season...Batted .297 vs. RHP, the eighth-best mark by a RHH in the NL...Was on the DL, Aug. 10- Sept. 17 (strained left hamstring)...Started all five NLDS games vs. New York Mets

2014

Made his eighth consecutive Opening Day start at second base for the Angels, the most in club history...Established career highs in hits (181), walks (48) and OBP (.347); also matched career highs in RBI (75) and stolen bases (14)...Finished with the ninth-best AVG with RISP in the AL (.326)...Became the only second baseman in Angels history to score 85 runs and have 75 RBI in a single season...Appeared in his fourth postseason.

AWARDS AND HONORS

- 2011..... American League All-Star at ARI
- 2006..... *Baseball America* Triple-A All-Star
- 2006..... Pacific Coast League Rookie of the Year
- 2006..... SiriusXM All-Star Futures Game at PIT
- 2006..... Pacific Coast League All-Star (mid-season)
- 2006..... Pacific Coast League Player of the Week (June 4)
- 2006..... Los Angeles' No. 2 prospect, per *Baseball America*
- 2005..... *Baseball America* Double-A All-Star
- 2005..... Arizona Fall League All-Prospect Team
- 2005..... Texas League Player of the Week (Aug. 7)
- 2005..... California League All-Star (post-season)
- 2005..... California League All-Star (mid-season)
- 2005..... Los Angeles' No. 8 prospect, per *Baseball America*
- 2004..... Midwest League All-Star (post-season)
- 2004..... Los Angeles' No. 14 prospect, per *Baseball America*



**2013**

Spent his eighth season with the Angles...Started the season strong...Hit .310 with 11 HR and 40 RBI in 91 games before the All-Star break...His 109 hits before the break were the most by a second baseman in Angels history...Was on the 15-day DL, Aug. 6-Sept. 9 (sprained left knee).

**2012**

Tied his career high with 14 stolen bases...Hit .296 in 126 games from May 1-end of season, which trailed only Robinson Cano (.320) among all American League second basemen...Finished the season with 11 hits in his final 20 at-bats (.550).

**2011**

Earned his first career All-Star selection...Posted the highest fielding percentage among all American League second basemen (.992, 4 E, 482 TC)...Hit six home runs in April, a career high for a single month...Made first-ever start and appearance in the outfield (LF), May 10 at CWS...Started 20 total games in the outfield (0 E) and 11 at first base (1 E)...Was on the 15-day DL, May 20-June 3 (strained right hamstring).

**2010**

Ranked among American League second baseman in hits (2nd, 172), doubles (2nd, 41) and RBI (2nd, 75), trailing only Robinson Cano in each category...Led the club and was tied for eighth in the American League in games (158).

**2009**

Batted .231 over his first 51 games of the season before being optioned to Triple-A Salt Lake on June 13...Was recalled on July 4 and batted .351 in the second half of the season, third-best among all American League players (min. 150 AB)...Played in six Postseason games (5 GS).

**2008**

Was limited to just 92 games due to two separate stints on the disabled list with a strained left hamstring (4/14-5/29, 8/28-9/21)...Recorded his first career multi-HR game, July 10 at TEX...Started all four games of ALDS vs BOS at second base.

**2007**

Made his first career Opening Day roster...Hit .322 in his second season with the Angels, but missed 67 games due to two separate finger injuries...Was on the DL, April 18-May 22 (fractured left middle finger)...Batted .288 in 37 games before going back on the DL with a fractured left index finger, July 8-Aug. 19...Made Postseason debut in ALDS vs. Boston...Started all three games of the series at second base.

**2006**

Began the season with Triple-A Salt Lake and was named Rookie of Year in the Pacific Coast League...Was recalled on April 24...Made his Major League debut on April 26 vs. DET...Was selected to play in the MLB Futures Game (Team USA) during the All-Star break...Recalled on July 14 and remained with the team for the rest of the season...Collected first MLB hit on May 1 vs. OAK (Zito), his first RBI on May 4 at DET, and his first HR on 7/26 at TBR (Camp)...Recorded a 16-game hitting streak, July 16-Aug. 6, the longest of the season by an American League rookie...Among AL rookies, finished fourth in AVG (.285), fifth in SLG % (.416) and sixth in hits (7).

**2005**

Split the season between Single-A Rancho Cucamonga and Double-A Arkansas...Hit .367 between both levels, the second-highest mark among all minor league players...Named Los Angeles' Minor League Co-Player of the Year with Brandon Wood...Selected to the California League mid-season and post-season All-Star teams, as well as *Baseball America's* High-A All-Star team...Was named the top prospect in the Texas League...Played for Scottsdale in the Arizona Fall League.

**2004**

Finished the season with a franchise-record .367 batting average at Single-A Cedar Rapids...Won the Midwest League batting title.



## HOWIE KENDRICK // INF/OF

## 2003

Spent the entire season with Rookie-level Provo...Finished third in the league in both AVG (.368) and OBP (.434).

## 2002

Made his pro debut with the Arizona League Angels...Finished ninth in Arizona League and led the club with a .318 batting average.

## PERSONAL

Howard Joseph Kendrick III...Graduate of West Nassau (FL) High School...Attended St. Johns River (FL) Community College...Named Conference Player of the Year at SJRCC...Was selected as one of 24 players to represent USA at the 2005 Olympic Qualifying Tournament in Phoenix, AZ...Is married to wife, Jody...They have two sons, Owen and Tyson.

## KENDRICK

## CAREER TRANSACTIONS

**2002**..... Selected by ANA in 10th round of First-Year Player Draft.  
**2014**..... Acquired by LAD in exchange for LHP Andrew Heaney, Dec. 10.  
**2016**..... Acquired by PHI in exchange for 1B Darin Ruf and 2B Darnell Sweeney, Nov. 11.  
**2017**..... Acquired by Washington in exchange for LHP McKenzie Mills, July 28.  
**2018**..... Signed with Washington as a free agent, Jan. 14.

## SIGNED BY

Tom Kotchman (Angels)

## CAREER FIELDING

YEAR / POS.	PCT.	G	PO	A	E	TC	DP
2018 / 2B	.965	33	47	62	4	113	16
2018 / LF	.917	6	11	0	1	12	0
2018 / 1B	1.000	2	3	1	0	4	0
CAREER / 2B	.985	1160	1952	3148	79	5179	674
CAREER / LF	.989	188	273	6	3	282	0
CAREER / 1B	.993	95	621	48	5	674	70
CAREER / 3B	.969	18	5	26	1	32	2
CAREER / RF	1.000	3	5	0	0	5	0
CAREER / CF	—	1	0	0	0	0	0

## CAREER BESTS

SINGLE-GAME HITS..... 5, 2x, last 8/1/17 at MIA  
 SINGLE-GAME RBI..... 5, 2x, last 9/20/09 at TEX  
 HITTING STREAK..... 18 games, 6/20/11 - 7/9/11  
 MULTI-HR GAMES (7)..... 7/10/08 at TEX (2)  
 5/30/10 vs. SEA (2)  
 4/30/11 at KCR (2)  
 9/13/11 at OAK (2)  
 4/23/13 vs. TEX (2)  
 4/18/14 at DET (2)  
 5/15/17 vs. LAA (2)  
 CAREER GRAND SLAMS (1)..... 8/13/17 vs. SFG (Suarez)  
 CAREER PINCH HOMERS..... None  
 CAREER WALK-OFF HOMERS (3)..... 5/30/10 vs. SEA (Aardsma)  
 4/23/13 vs. TEX (Ortiz)  
 8/13/17 vs. SFG (Suarez)





8

# CARTER KIEBOOM

INF

BATS: RIGHT

BORN: 9/3/97 Marietta, GA

THROWS: RIGHT

'19 OPENING DAY AGE: 21

HEIGHT: 6'2"

MLB SERVICE: 0.000

WEIGHT: 203

ACQUIRED: Selected in the first round (No. 28 overall) of the 2016 First-Year Player Draft

ckieboom22

@carterkieboom

## KIEBOOM CAREER RECORD

YEAR	CLUB	AVG	G	AB	R	H	TB	2B	3B	HR	RBI	SH	SF	HP	BB	SO	SB	CS	OBP	SLG	OPS	E
2016	GCL Nationals	.244	36	135	22	33	61	8	4	4	24	0	3	5	12	43	1	2	.323	.452	.774	9
2017	Hagerstown	.296	48	179	36	53	89	12	0	8	26	0	0	3	28	40	2	2	.400	.497	.897	7
	GCL Nationals	.417	6	12	1	5	8	3	0	0	5	0	0	1	3	0	0	0	.563	.667	1.230	2
	Auburn	.250	7	28	4	7	11	1	0	1	4	0	0	0	1	2	1	0	.276	.393	.669	2
2018	Potomac	.298	61	245	48	73	121	15	0	11	46	0	3	1	36	50	6	1	.386	.494	.880	12
	Harrisburg	.262	62	248	36	65	98	16	1	5	23	0	1	2	22	59	3	1	.326	.395	.721	14
<b>MINORS TOTALS</b>		.279	220	847	147	236	388	55	5	29	129	0	7	12	102	194	13	6	.362	.458	.820	46

## CAREER

Washington's No. 2 prospect and one of the top up-and-coming talents in baseball...According to *Baseball America*, is the "Best Power Hitter" and has the "Best Strike-Zone Discipline" among Nationals Minor Leaguers...Is a natural shortstop, but has the ability to play second base.

## 2018

Washington's Minor League Player of the Year...Hit .280 with 31 doubles, one triple, 16 homers, 69 RBI, 58 walks, nine stolen bases and 84 runs scored in 123 games between Single-A Potomac and Double-A Harrisburg...Was the second-youngest player in the Eastern League in 2018...He ranked in Washington's system in runs scored (1st, 84), doubles (2nd, 31), RBI (2nd, 69), hits (3rd, 138), home runs (3rd, 16), walks (3rd, 58), slugging percentage (4th, .444) and OPS (4th, 801)...At the time of his promotion to Harrisburg on June 21, he ranked among Carolina League hitters in home runs (T3rd, 11), RBI (3rd, 46), hits (3rd, 73) and batting average (7th, .298)...Was selected to represent the Nationals in the 2018 SiriusXM All-Star Futures Game...After joining the Senators, he hit .362 (25-for-69) with five doubles, two homers, seven RBI, six walks and 12 runs scored in his first 17 games in the Eastern League...He finished the season rated as the No. 34 prospect in all of baseball according to MLB Pipeline.com and the No. 45 prospect according to *Baseball America*...MLB Pipeline.com named him Washington's Organization Prospect of the Year and an Organization All-Star...*Baseball America* also cited him as the No. 5 prospect in the Eastern League following the season...Hit .295 (23-for-78) with one double, one triple, one homer, five RBI, 17 walks and 18 runs scored in 21 games for the Salt River Rafter's of the Arizona Fall League.

## 2017

Began the season with Single-A Hagerstown...Hit .333 (37-for-111) with 10 doubles, six homers, 20 RBI and 21 runs scored in the first 29 games of the season prior to suffering a right leg injury on May 3...Returned to South Atlantic League play on Aug. 15.

## 2016

Reported to the GCL Nationals following the 2016 Draft...His .452 slugging percentage would have ranked seventh in the GCL, but he fell just short of qualifying...He ranked among team leaders in triples (1st, 4), doubles (T2nd, 8), home runs (3rd, 4), RBI (3rd, 25) and runs scored (3rd, 33).

## PERSONAL

Carter Alswinn Kieboom...Attended Walton High School in Marietta, Ga...Was considered one of the best prep hitters in the 2016 First-Year Player Draft...Collected numerous prep All-America honors, including being named a 2016 Rawlings/Perfect Game pre-season first-team All-American, 2016 Louisville Slugger first-team pre-season All-American by *Collegiate Baseball* and the 2015 Under Armour All-American Game MVP...Also saw time on the mound for Walton as an ambidextrous pitcher...Led Walton to its first state title in 2016, as the school claimed the Georgia Class 6A championship...Signed a National Letter of Intent to play baseball at Clemson (SC) University but chose to sign with Washington...Brother of Nationals catcher Spencer Kieboom...Pronounced KEY-boom.

## AWARDS AND HONORS

- 2019..... Washington's No. 2 prospect, per *Baseball America*
- 2018..... Washington's Minor League Player of the Year
- 2018..... MiLB.com Organization All-Star/Player of the Year
- 2018..... Arizona Fall League Rising Stars Game
- 2018..... SiriusXM All-Star Futures Game at WSH
- 2018..... Carolina League All-Star (mid-season)
- 2018..... Carolina League Player of the Week (May 13)
- 2018..... Washington's No. 4 prospect, per *Baseball America*
- 2017..... MiLB.com Organization All-Star
- 2017..... Washington's No. 8 prospect, per *Baseball America*

KIEBOOM

## CAREER TRANSACTIONS

2016..... Selected by Washington in first round (No. 28) of First-Year Player Draft.

## SIGNED BY

Eric Robinson (Nationals)





# SPENCER KIEBOOM

# 27

BATS: RIGHT

BORN: 3/16/91 Mount Pleasant, SC

THROWS: RIGHT

'19 OPENING DAY AGE: 27

HEIGHT: 6'1"

MLB SERVICE: 0.149

WEIGHT: 237

ACQUIRED: Selected in the fifth round of the 2012 First-Year Player Draft

kieboom22

@KieBOOM22

## KIEBOOM CAREER RECORD

YEAR	CLUB	AVG	G	AB	R	H	TB	2B	3B	HR	RBI	SH	SF	HP	BB	SO	SB	CS	OBP	SLG	OPS	E
2012	Auburn	.258	41	128	13	33	39	6	0	0	20	6	0	2	19	24	0	0	.362	.305	.667	0
2013	GCL Nationals	.333	4	6	0	2	2	0	0	0	1	0	0	0	2	1	0	0	.500	.333	.833	0
2014	Hagerstown	.309	87	330	50	102	165	28	4	9	61	0	6	4	21	67	2	2	.352	.500	.852	2
2015	Potomac	.248	71	246	30	61	85	16	1	2	26	0	2	1	36	30	1	1	.344	.346	.690	5
2016	Harrisburg	.230	94	309	27	71	97	11	0	5	31	1	4	2	43	61	0	0	.324	.314	.638	5
	Washington	—	1	0	1	0	0	0	0	0	0	0	0	0	1	0	0	0	1.000	—	1.000	0
2017	Harrisburg	.183	19	60	6	11	22	5	0	2	6	0	0	0	10	13	0	0	.300	.367	.667	0
	Syracuse	.275	47	160	17	44	62	9	0	3	19	0	1	0	15	30	0	0	.335	.388	.723	0
2018	Syracuse	.250	25	84	8	21	28	4	0	1	10	0	0	1	10	10	0	0	.337	.333	.670	4
	Washington	<b>.232</b>	<b>52</b>	<b>125</b>	<b>16</b>	<b>29</b>	<b>40</b>	<b>5</b>	<b>0</b>	<b>2</b>	<b>13</b>	<b>0</b>	<b>1</b>	<b>1</b>	<b>16</b>	<b>28</b>	<b>0</b>	<b>0</b>	<b>.322</b>	<b>.320</b>	<b>.642</b>	<b>3</b>
	MINORS TOTALS	.261	388	1323	151	345	500	79	5	22	174	7	13	10	156	236	3	3	.340	.378	.718	16
	MLB TOTALS	.232	53	125	17	29	40	5	0	2	13	0	1	1	17	28	0	0	.326	.320	.646	3

## CAREER

Former fifth-round pick out of Clemson in 2012 made his MLB debut at the end of the 2016 season and returned to the big leagues in 2018...Boasts above-average defensive skills...Has thrown out 36 percent (9-of-25) of would-be base stealers in 53 Major League games (MLB average: approx. 30%).

## 2018

Had his contract selected from Triple-A Syracuse on May 11 and remained in the Major Leagues for the rest of the season...Hit .239 (28-for-117) with five doubles, two home runs, 11 RBI, 16 walks and 15 runs scored in 39 starts...Hit safely in 20 of the 39 starts...Went 12-for-31 (.387) and hit safely in seven of his last 11 starts...Had five walks and just five strikeouts during that stretch...Recorded his first Major League hit on May 19 vs. Los Angeles (NL), a single off Ross Stripling...Clubbed his first career home run on Sept. 11 at Philadelphia (Pivetta)...Hit his second homer two days later, Sept. 13 vs. Chicago (NL) off Mike Montgomery...Recorded a career-high three hits on Sept. 7 vs. Chicago (NL)...Threw out nine of 25 would-be basestealers (36%).

## 2017

Began the season with Double-A Harrisburg before joining Triple-A Syracuse for the first time in mid June...Hit .250 with 14 doubles, five homers, 25 RBI, 25 walks and 23 runs scored in 66 games between the two stops.

## 2016

Spent the entire season with Double-A Harrisburg before being added to Washington's active roster on Sept. 27...Made his MLB debut on Oct. 2 vs. Miami...Hit .230 with 11 doubles, five homers, 31 RBI, a career-high 43 walks and 27 runs scored in a career-high 94 games for the Senators.

## 2015

Hit .248 with 16 doubles, one triple, two home runs, 26 RBI, 36 walks, one stolen base and 30 runs scored in 71 games for Single-A Potomac...36 walks marked a career-high...Was named a Carolina League All-Star...Was again tasked with handling some of Washington's top pitching prospects.

## 2014

Turned in productive offensive season for Single-A Hagerstown...His 28 doubles ranked second on the club and tied for 12th in the South Atlantic League, despite playing in just 87 games after missing nearly the entire 2013 season...Named a South Atlantic-League mid-season All-Star.

## 2013

Appeared in just four games in late-August following rehab from "Tommy John" surgery...Was originally selected to play for The Netherlands in the 2013 World Baseball Classic, but could not appear due to injury.

## 2012

Reported to short-season Single-A Auburn following his selection in the 2012 Draft...Following the season, underwent "Tommy John" ligament replacement surgery to repair the ulnar collateral ligament in his right elbow.

## AWARDS AND HONORS

- 2015..... MiLB.com Organization All-Star
- 2015..... Carolina League All-Star (mid-season)
- 2014..... South Atlantic League All-Star (mid-season)
- 2014..... MiLB.com Organization All-Star

**PERSONAL**

Spencer John Kieboom...Pronounced KEY-boom...Born in Mount Pleasant, SC but grew up in Marietta, GA where he attended Walton High School... Attended Clemson (SC) University where he was named to the Johnny Bench Award watch list in 2011 and 2012...Awarded a Rawlings Gold Glove by the American Baseball Coaches Association in 2012...Was considered by many to be the best defensive catcher in the country for the 2012 draft and was ranked the No. 84 draft prospect in the nation, per *Baseball America*...Has dual-citizenship with the United States and The Netherlands... Father, Alswinn, was born in The Netherlands, moved to the United States at the age of 17...Brother, Carter, is an infielder in Washington's system.

KIEBOOM

**CAREER TRANSACTIONS**

2012 ..... Selected by Washington in the fifth round of First-Year Player Draft.

**SIGNED BY**

Roy Clark (Nationals)

**CATCHERS THROWING STATS**

YEAR	GS (W-L)	CCS	SBA	CS%	PB	CATCHER'S ERA
2018	39 (17-22)	9	25	36.0	3	4.22 (163 ER/347.2 IP)
CAREER	39 (17-22)	9	25	36.0	3	4.22 (163 ER/347.2 IP)

**CAREER FIELDING**

YEAR / POS.	PCT.	G	PO	A	E	TC	DP	PB
2018 / C	.991	49	297	21	3	321	2	3
2018 / 1B	1.000	3	4	0	0	4	0	0
2018 / 3B	—	1	0	0	0	0	0	0
CAREER / C	.991	49	297	21	3	321	2	3
CAREER / 1B	1.000	3	4	0	0	4	0	0
CAREER / 3B	—	1	0	0	0	0	0	0

**CAREER BESTS**

SINGLE-GAME HITS	3, 9/6/18 vs. CHI
SINGLE-GAME RBI	3, 9/26 vs. MIA
HITTING STREAK	4 games, 9/21-9/28/18
MULTI-HR GAMES	None
CAREER GRAND SLAMS	None
CAREER PINCH HOMERS	None
CAREER WALK-OFF HOMERS	None





# JOSÉ MARMOLEJOS

# 55

1B

**BATS:** LEFT      **BORN:** 1/2/93 Perth Amboy, NJ  
**THROWS:** LEFT      **'19 OPENING DAY AGE:** 26  
**HEIGHT:** 6'2"      **MLB SERVICE:** 0.000  
**WEIGHT:** 239      **ACQUIRED:** Signed as Minor League free agent, June 9, 2011

## MARMOLEJOS CAREER RECORD

YEAR	CLUB	AVG	G	AB	R	H	TB	2B	3B	HR	RBI	SH	SF	HP	BB	SO	SB	CS	OBP	SLG	OPS	E
2011	DSL Nationals	.223	54	184	22	41	56	6	3	1	21	0	1	7	23	32	1	1	.330	.304	.634	7
2012	DSL Nationals	.298	69	255	33	76	125	21	8	4	39	0	1	3	23	34	1	2	.362	.490	.852	9
2013	GCL Nationals	.312	43	141	27	44	61	11	0	2	21	0	2	1	14	27	1	1	.373	.433	.806	2
2014	Auburn	.265	65	234	30	62	90	19	3	1	31	0	4	1	28	50	0	1	.341	.385	.726	2
2015	Hagerstown	.310	124	468	63	145	227	39	5	11	87	0	9	9	35	89	3	1	.363	.485	.848	9
2016	Potomac	.286	103	378	72	108	187	36	5	11	59	0	5	2	59	84	2	3	.381	.495	.875	9
	Harrisburg	.299	33	127	15	38	53	9	0	2	15	0	1	2	5	29	0	0	.333	.417	.751	1
2017	Harrisburg	.288	107	400	68	115	183	18	4	14	66	0	5	5	44	79	0	2	.361	.458	.819	6
2018	Syracuse	.266	130	493	52	131	182	25	1	8	57	0	5	2	39	97	0	0	.319	.369	.688	4
<b>MINORS TOTALS</b>		.284	728	2680	382	760	1164	184	29	54	396	0	33	32	270	521	8	11	.352	.434	.787	49

## CAREER

At two-time Minor League Player of the Year in Washington's system (2015, 2016).

### 2018

Appeared in a career-high 130 games for Triple-A Syracuse...Led the Chiefs with 57 RBI and ranked second on the club with 25 doubles...Played in 22 games between Aguilas Cibaeñas and Tigres del Licey of the Dominican Winter League.

### 2017

Ranked seventh among Nationals farmhands with a .288 batting average in 107 games with Double-A Harrisburg...Missed the first two months of the season with a strained left forearm...Clubbed a career-high 14 home runs...Was named an Eastern League All-Star.

### 2016

Washington's Minor League Player of the Year for the second consecutive season...Hit .289 with 45 doubles, five triples, 13 home runs, 74 RBI, 64 walks and 87 runs scored in 136 games between Single-A Potomac and Double-A Harrisburg...Recorded a .370 OBP and a .475 SLG...His career-best 45 doubles were tied for the second-most in all of Minor League Baseball...He also led the organization in runs scored (87) and total bases (240)...Ranked among Nationals farmhands in home runs (T4th, 13), RBI (4th, 74) and batting average (6th, .289).

### 2015

Named Washington Nationals Minor League Player of the Year...Led the South Atlantic League in hits (145), doubles (39) and RBI (87), ranked second in the league in slugging percentage (.485) and batting average (.310), and ranked third in OPS (.848)...Paced the Nationals' Minor League system in hits (145), doubles (39), RBI (87), slugging percentage (.485) and batting average (.310).

### 2014

Named a mid-season New York-Penn League All-Star.

### 2013

Ranked fourth among Nationals farmhands with a .312 batting average.

### 2012

Led the DSL with 33 extra-base hits and 125 total bases...His 21 doubles were good for fourth in the DSL.

### 2011

In his first professional season, hit .223 with six doubles, three triples, one homer, 21 RBI, and 22 runs in 54 games for the DSL Nationals.

## PERSONAL

José Ramon Marmolejos...Went undrafted in the 2011 First-Year Player Draft...Attended South Broward High School in Miami, FL.

## AWARDS AND HONORS

- 2018..... Washington's No. 18 prospect, per *Baseball America*
- 2017..... Eastern League All-Star (mid-season)
- 2017..... Eastern League Player of the Week (Aug. 27)
- 2017..... Washington's No. 26 prospect, per *Baseball America*
- 2016..... MiLB.com Organization All-Star
- 2016..... Washington's Minor League Player of the Year
- 2015..... Washington's Minor League Player of the Year
- 2015..... MiLB Organization All-Star
- 2015..... South Atlantic League All-Star (post-season)
- 2014..... New York-Penn League All-Star (mid-season)

## CAREER TRANSACTIONS

2011..... Signed as a non-drafted free agent, June 9.

## SIGNED BY

Modesto Ulloa (Nationals)



# 61

## KYLE MCGOWIN

**RHP**

**BATS:** RIGHT      **BORN:** 11/27/91 Southampton, NY  
**THROWS:** RIGHT      **'19 OPENING DAY AGE:** 27  
**HEIGHT:** 6'3"      **MLB SERVICE:** 0.027  
**WEIGHT:** 200      **ACQUIRED:** Acquired from Los Angeles (AL) along with RHP Austin Adams in exchange for INF Danny Espinosa, Dec. 10, 2016

[kmcgow12](#)

[@KyleMcGowin](#)

### MCGOWIN CAREER RECORD

YEAR	CLUB	W	L	ERA	G	GS	CG	SHO	SV	IP	H	R	ER	HR	HB	BB	SO	SO/9	WP	BK	BAA
2013	Orem	1	1	6.28	9	1	0	0	0	14.1	12	11	10	2	1	5	12	7.5	1	0	.218
2014	Inland Empire	1	5	2.93	10	10	0	0	0	58.1	51	24	19	4	1	16	48	7.4	2	1	.236
	Arkansas	0	1	5.40	1	1	0	0	0	5.0	6	3	3	1	0	0	3	5.4	0	0	.286
	AZL Angels	0	0	0.00	1	1	0	0	0	2.0	2	0	0	0	0	1	2	9.0	0	0	.250
2015	Arkansas	9	9	4.38	27	27	0	0	0	154.0	148	80	75	16	7	50	125	7.3	8	0	.255
2016	Arkansas	3	2	4.56	5	5	1	1	0	25.2	22	17	13	4	1	9	32	11.2	2	0	.227
	Salt Lake	6	12	6.11	22	22	0	0	0	116.1	144	86	79	16	3	46	98	7.6	4	0	.308
2017	Syracuse	1	6	6.31	9	9	1	0	0	45.2	51	34	32	3	4	20	27	5.3	5	0	.288
	Harrisburg	1	5	6.54	8	8	0	0	0	42.2	58	35	31	12	2	16	39	8.2	3	0	.317
	Potomac	1	1	1.80	2	2	0	0	0	10.0	10	2	2	1	1	4	9	8.1	1	0	.263
2018	Potomac	1	1	4.09	2	2	0	0	0	11.0	8	6	5	2	1	3	14	11.5	1	0	.200
	Harrisburg	4	3	3.69	13	13	0	0	0	78.0	62	34	32	7	4	19	94	10.8	4	0	.212
	Syracuse	3	2	1.20	8	8	0	0	0	52.2	26	7	7	3	0	9	44	7.5	1	0	.147
	Washington	0	0	5.87	5	1	0	0	0	7.2	6	5	5	2	0	5	8	9.4	2	0	.214
<b>MINORS TOTALS</b>		31	48	4.50	117	109	2	1	0	615.2	600	339	308	71	25	198	547	8.0	32	1	.255
<b>MLB TOTALS</b>		0	0	5.87	5	1	0	0	0	7.2	6	5	5	2	0	5	8	9.4	2	0	.214

### CAREER

Enters 2019 with the "Best Control" among Nationals prospects, per *Baseball America*.

### 2018

Put together his best professional season leading to a Sept. call-up to Washington...Went 8-6 with a 2.80 ERA in 23 Minor League starts...Led Washington's Minor League system with 152 strikeouts and ranked fourth with a 2.80 ERA...Led all of MiLB in WHIP (0.90)...Made his MLB debut on Sept. 5 vs. St. Louis...Made his first MLB start on Sept. 26 vs. Miami...Was superb into the fifth inning (4.0 IP, H, 3 BB, 4 SO) before exiting the game with a blister.

### 2017

Appeared in 19 games across three levels of Washington's system.

### 2016

Went 9-14 with a 5.83 ERA in 27 starts between Double-A Arkansas and Triple-A Salt Lake.

### 2015

Led the Texas League and tied for fifth in the Angels Minor League system with 125 strikeouts.

### 2014

Recorded a 3.03 ERA in 12 starts between Single-A Inland Empire, Double-A Arkansas and the Arizona League Angels.

### 2013

In his first professional season, went 1-1 with a 6.28 ERA in nine games (one start) for Orem of the Rookie-Level Pioneer League.

### PERSONAL

Kyle Keston McGowin...Graduated from Pierson High School in Sag Harbor, NY and attended Savannah State (GA) University.

### AWARDS AND HONORS

- 2018..... International League Pitcher of the Week (Aug. 12)
- 2018..... Eastern League All-Star (mid-season)
- 2018..... Eastern League Pitcher of the Week (May 27)
- 2017..... Los Angeles' No. 22 prospect, per *Baseball America*
- 2016..... Los Angeles' No. 17 prospect, per *Baseball America*
- 2015..... Los Angeles' No. 10 prospect, per *Baseball America*

### CAREER TRANSACTIONS

- 2013..... Selected by LAA in the fifth round of the First-Year Player Draft.
- 2016..... Acquired by Washington with RHP Austin Adams in exchange for INF Danny Espinosa, Dec. 12.

### SIGNED BY

Todd Hogan (Angels)

### CAREER FIELDING

YEAR / POS.	PCT	G	PO	A	E	TC	DP
2018 / P	1.000	5	0	1	0	1	0
Career / P	1.000	5	0	1	0	1	0

### CAREER BESTS

- LONGEST START..... 4.0 IP, 9/26/18 vs. MIA
- WINNING STREAK..... None
- MOST SINGLE-GAME K'S..... 4, 9/26/18 vs. MIA
- CAREER 10-K GAMES..... None
- HOME RUNS HIT..... None

**MCGOWIN**





# JUSTIN MILLER

# 60

**RHP**

**BATS:** RIGHT  
**THROWS:** RIGHT  
**HEIGHT:** 6'3"  
**WEIGHT:** 225

**BORN:** 6/13/87 Bakersfield, CA  
**'19 OPENING DAY AGE:** 31  
**MLB SERVICE:** 2.128  
**ACQUIRED:** Signed as a Minor League free agent, Jan. 12, 2018

## MILLER CAREER RECORD

YEAR	CLUB	W	L	ERA	G	GS	CG	SHO	SV	IP	H	R	ER	HR	HB	BB	SO	SO/9	WP	BK	BAA	
2008	Spokane	0	0	5.06	14	0	0	0	2	21.1	20	12	12	3	5	12	24	10.1	1	0	.256	
2009	AZL Rangers	0	0	1.08	8	0	0	0	2	8.1	2	1	1	0	1	1	10	10.8	0	0	.074	
	Spokane	0	1	9.00	5	0	0	0	0	6.0	6	7	6	0	1	7	11	16.5	3	0	.273	
	Bakersfield	1	1	2.35	11	0	0	0	2	15.1	10	5	4	1	1	9	16	10.0	2	0	.192	
2010	Bakersfield	4	3	3.06	32	0	0	0	0	47.0	35	18	16	3	4	21	52	9.8	7	0	.205	
2011	Frisco	9	1	1.81	48	0	0	0	13	69.2	46	14	14	2	4	24	77	9.9	5	0	.185	
2012	DID NOT PITCH/Injured																					
2013	Frisco	1	0	6.19	16	0	0	0	2	16.0	16	12	11	1	4	7	21	11.8	4	0	.254	
	Round Rock	0	1	9.82	11	0	0	0	1	11.0	14	16	12	4	0	9	12	9.8	2	0	.292	
2014	Toledo	2	1	1.81	38	0	0	0	5	44.2	30	9	9	2	4	12	39	7.9	2	0	.194	
	Detroit	1	0	5.11	8	0	0	0	0	12.1	14	9	7	2	0	2	5	3.7	0	0	.292	
2015	New Britain	1	1	0.84	6	0	0	0	0	10.2	7	3	1	0	2	4	10	8.4	0	1	.175	
	Albuquerque	0	2	2.30	25	0	0	0	7	27.1	20	7	7	2	2	8	33	10.9	1	0	.192	
	Colorado	3	3	4.05	34	0	0	0	1	33.1	21	15	15	2	0	11	38	10.3	2	0	.178	
2016	Colorado	1	1	5.70	40	0	0	0	0	42.2	50	27	27	6	2	20	45	9.5	3	1	.298	
	Albuquerque*	0	0	6.75	12	0	0	0	0	12.0	15	10	9	0	0	4	8	6.0	0	0	.300	
2017	Salt Lake	5	1	5.48	38	0	0	0	9	46.0	50	30	28	7	1	8	37	7.2	1	0	.273	
2018	Syracuse	2	0	0.00	9	0	0	0	1	13.2	3	0	0	0	0	3	23	15.1	0	0	.070	
	Washington	7	1	3.61	51	0	0	0	2	52.1	42	22	21	10	2	17	60	10.3	1	0	.218	
<b>MINORS TOTALS</b>		25	12	3.35	273	0	0	0	44	349.0	274	144	130	25	29	129	373	9.6	28	1	.213	
<b>MLB TOTALS</b>		12	5	4.48	133	0	0	0	3	140.2	127	73	70	20	4	50	148	9.5	6	1	.241	

\* - Rehab assignment

## CAREER BATTING RECORD

YEAR	CLUB	AVG	G	AB	R	H	TB	2B	3B	HR	RBI	SH	SF	HP	BB	SO	SB	CS	OBP	SLG	OPS	E
2018	Washington	.000	46	1	0	0	0	0	0	0	0	0	0	0	0	0	0	0	.000	.000	.000	1
<b>MLB TOTALS</b>		.000	116	4	0	0	0	0	0	0	0	1	0	0	0	3	0	0	.000	.000	.000	1

## CAREER

Signed a Minor League contract with Washington in January 2018...Appeared in Major League games with the Detroit Tigers (2014) and Colorado Rockies (2015-16) before getting back to the big leagues with the Nationals in 2018.

### 2018

Had his contract selected from Triple-A Syracuse on May 25...Went 7-1 with two saves, 11 holds and a 3.61 ERA in 52.1 innings pitched with the Nationals...Recorded career-highs in wins (7), saves (2), innings pitched (52.1 IP) and strikeouts (60)...Ranked fourth among National League relievers (min. 25 IR) with a 11.5% inherited runners scored (3-of-26)...His seven wins were tied for fifth among National League relievers...Tossed 10.2 consecutive scoreless innings from May 26 to June 13...In his last 10 games, he went 1-0 with two holds, 1.23 ERA (1 ER/7.1 IP), eight strikeouts and three walks...Offered scoreless relief in 33 of his 51 appearances...Tossed more than one inning of relief in 10 outings (4-1, 2.84 ERA, 22 SO) and recorded a career-high 3.0 innings pitched on two occasions (6/2 at ATL, 6/25 at TB)...Went 2-0 with one save and a 0.00 ERA (0 ER/13.2 IP) in nine games with Triple-A Syracuse...Struck out 23 batters, walked three and surrendered just three hits.

### 2017

Recorded nine saves for Triple-A Salt Lake, his most since 2011.

### 2016

Made Colorado's Opening Day roster...Was on the disabled list from July 5 through Sept. 2 with a strained left oblique.

### 2015

Enjoyed four Major League stints with Colorado...Began the season with Double-A New Britain...On Sept. 7 at San Diego, became the first Rockies reliever to strike out all four batters faced in a relief appearance...Struck out eight consecutive batters from Sept. 7-11, a Colorado record for relievers and the longest streak in MLB since David Robertson struck out eight in a row from April 29-May 4, 2012.



**2014**

Began the season with Triple-A Toledo before making his MLB debut with Detroit on April 18 vs. Los Angeles (AL)...Tossed 2.0 scoreless innings.

**2013**

Returned to action, recovering from 2012 "Tommy John" ligament replacement surgery.

**2012**

Missed the entire season after undergoing "Tommy John" ligament replacement surgery on April 18.

**2011**

Went 9-1 with 13 saves and a 1.81 ERA in 48 games for Double-A Frisco...Allowed just 4 of 22 inherited runners to score (18.2%)...Allowed just three earned runs in 45.0 IP (0.60 ERA) in his final 31 outings of the season.

**2010**

Spent the entire season with Single-A Bakersfield.

**2009**

Went 1-2 with four saves and a 3.34 ERA in 24 games between Rookie-level AZL Rangers, Single-A Spokane and Single-A Bakersfield.

**2008**

In his first professional season, appeared in 14 games for Single-A Spokane.

**PERSONAL**

Justin Ryan Miller...Graduated from Ridgefield (CA) High School...Attended Bakersfield College and Fresno State University...Pitched for the 2008 College World Series champion Fresno State Bulldogs.

**CAREER TRANSACTIONS**

**2005**..... Selected by COL in 47th round of First-Year Player Draft (did not sign).  
**2008**..... Selected by TEX in 16th round of First-Year Player Draft.  
**2013**..... Signed with DET as a free agent, Sept. 8.  
**2014**..... Signed with COL as a free agent, Nov. 19.  
**2016**..... Signed with LAA as a free agent, Nov. 8.  
**2018**..... Signed with Washington as a free agent, Jan. 12.

**SIGNED BY**

Butch Metzger (Indians)

**CAREER FIELDING**

YEAR / POS.	PCT	G	PO	A	E	TC	DP
2018 / P	.857	51	1	5	1	7	0
CAREER / P	.941	133	5	11	1	7	0

MILLER





# JAKE NOLL

# 71

**INF**
**BATS:** RIGHT

**BORN:** 3/8/94 Punta Gorda, FL

**THROWS:** RIGHT

**'19 OPENING DAY AGE:** 25

**HEIGHT:** 6'2"

**MLB SERVICE:** 0.000

**WEIGHT:** 218

**ACQUIRED:** Selected in the seventh round of the 2016 First-Year Player Draft

## NOLL CAREER RECORD

YEAR	CLUB	AVG	G	AB	R	H	TB	2B	3B	HR	RBI	SH	SF	HP	BB	SO	SB	CS	OBP	SLG	OPS	E
2016	GCL Nationals	.240	7	25	3	6	10	1	0	1	6	1	1	1	6	2	0	0	.394	.400	.794	0
	Auburn	.318	18	66	7	21	28	2	1	1	7	0	1	1	2	8	1	0	.343	.424	.767	5
	Hagerstown	.259	32	116	21	30	45	4	1	3	15	0	1	2	7	16	2	0	.310	.388	.697	3
2017	Hagerstown	.270	108	400	51	108	179	19	2	16	67	2	8	8	20	64	12	4	.312	.448	.760	8
	Potomac	.190	17	58	5	11	18	2	1	1	7	1	1	0	5	12	0	1	.250	.310	.560	1
2018	Potomac	.302	66	265	47	80	122	12	3	8	46	0	2	3	19	51	3	1	.353	.460	.813	6
	Harrisburg	.278	66	237	35	66	85	8	1	3	26	1	3	5	14	39	4	1	.328	.359	.687	12
<b>MINORS TOTALS</b>		.276	314	1167	169	322	487	48	9	33	174	5	17	20	73	192	22	7	.325	.417	.742	35

## CAREER

A seventh-round pick in the 2016 First-Year Player Draft...Earned his first career invite to Major League Spring Training in 2019...Began his professional career as a second baseman, but made the move across the diamond to third base in 2018.

## 2018

Named the recipient of the "Bob Boone" Award...Hit .291 with 20 doubles, four triples, 11 home runs, 72 RBI, 33 walks, seven stolen bases and 82 runs scored in 132 games between Single-A Potomac and Double-A Harrisburg...His 72 RBI were the most in Washington's Minor League system, while his .291 batting average was good for eighth...He was named a Carolina League mid-season All-Star after ranking among league leaders in batting average (5th, .302), RBI (5th, 46) and hits (2nd, 80) during the season's first half...He was promoted to Harrisburg on June 21 and went on to hit .324 with five doubles, three homers, 16 RBI, seven walks, three stolen bases and 22 runs scored in his first 37 games with the Senators...Was named an Organization All-Star by MLB Pipeline.com...Hit .265 (13-for-49) with two doubles, two homers, 14 RBI and six runs scored in 13 games for the Salt River Rafters of the Arizona Fall League.

## 2017

Hit .260/.304/.430 with 21 doubles, 17 homers, and 74 RBI in 125 games between Single-A Hagerstown and Single-A Potomac...His 74 RBI were tied for third most in Washington's system...Was named a South Atlantic League post-season All-Star...His 16 home runs with the Suns were tied for fifth in the league despite playing only 108 games...His 67 RBI were good for ninth.

## 2016

Reported to the GCL Nationals following the 2016 Draft...Was promoted to short-season Single-A Auburn on July 5 and to Hagerstown on Aug. 1...Hit .275 with seven doubles, two triples, five homers, 28 RBI and 31 runs scored in 57 games between the three stops...Following the season, was named a MiLB Organization All-Star.

## PERSONAL

Jacob Noll...Graduated from Charlotte High School in Punta Gorda, Fla...Attended Florida Gulf Coast University...Was the Atlantic Sun Player of the Year in 2016 after leading the conference in nearly every offensive category, hitting .367 with 20 doubles, two triples, 12 homers, 61 RBI, 20 walks, nine stolen bases and 58 runs scored...In addition to player of the year honors, Noll was also named a second-team All-American by *Baseball America* and a Louisville Slugger second-team All-American by *Collegiate Baseball*.

## NOLL

### CAREER TRANSACTIONS

2011 ..... Selected by Washington in first round (sixth overall) of First-Year Player Draft.

### SIGNED BY

Tyler Wilt (Nationals)

## AWARDS AND HONORS

2018..... Washington's "Bob Boone Award" winner

2018..... MiLB.com Organization All-Star

2018..... Carolina League All-Star (mid-season)

2017..... South Atlantic League All-Star (post-season)

2016..... MiLB.com Organization All-Star





# VIDAL NUÑO III

# 45

**LHP**

**BATS:** LEFT  
**THROWS:** LEFT  
**HEIGHT:** 5'11"  
**WEIGHT:** 230

**BORN:** 7/26/87 San Diego, CA  
**'19 OPENING DAY AGE:** 31  
**MLB SERVICE:** 4.012  
**ACQUIRED:** Signed as Minor League free agent, Jan. 14, 2019

## NUÑO CAREER RECORD

YEAR	CLUB	W	L	ERA	G	GS	CG	SHO	SV	IP	H	R	ER	HR	HB	BB	SO	SO/9	WP	BK	BAA
2009	AZL Indians	0	0	5.14	4	0	0	0	1	7.0	10	4	4	0	3	1	11	14.1	0	1	.333
	Mahoning Valley	5	0	2.05	13	8	0	0	0	57.0	43	16	13	3	2	14	48	7.6	1	3	.207
2010	Lake County	6	8	4.96	21	16	0	0	0	94.1	104	54	52	13	7	14	94	9.0	1	2	.283
	Staten Island	5	0	0.72	8	0	0	0	1	25.0	14	3	2	0	0	3	29	10.4	1	0	.161
2012	Charleston	2	1	1.80	7	7	0	0	0	40.0	37	9	8	4	0	2	37	8.3	1	1	.248
	Tampa	1	1	2.96	11	1	0	0	0	24.1	22	11	8	2	1	6	26	9.6	0	0	.232
2013	Trenton	9	5	2.45	20	20	0	0	0	114.0	109	40	31	10	2	27	100	7.9	1	1	.252
	Scranton/W-B	2	0	1.44	5	5	0	0	0	25.0	14	4	4	2	0	2	30	10.8	0	0	.157
2014	New York (AL)	1	2	2.25	5	3	0	0	0	20.0	16	5	5	2	1	6	9	4.1	0	0	.213
	New York (AL)	2	5	5.42	17	14	0	0	0	78.0	86	52	47	15	2	26	60	6.9	4	0	.282
2015	Arizona	0	7	3.76	14	14	0	0	0	83.2	71	37	35	10	4	20	69	7.4	1	0	.228
	Reno	3	3	3.38	8	8	0	0	0	50.2	51	22	19	7	1	8	41	7.3	1	0	.258
2016	Arizona	0	1	1.88	3	0	0	0	0	14.1	10	3	3	1	0	5	19	11.9	0	1	.189
	Seattle	1	4	4.10	32	10	0	0	0	74.2	80	35	34	14	5	17	62	7.5	3	1	.278
2017	Tacoma	1	0	6.00	1	1	0	0	0	6.0	7	4	4	1	0	1	6	9.0	1	0	.292
	Seattle	1	1	3.53	55	1	0	0	0	58.2	67	23	23	11	2	11	51	7.8	0	2	.289
2018	Baltimore	0	1	10.43	12	0	0	0	0	14.2	23	17	17	7	0	10	13	8.0	0	0	.343
	Norfolk	1	3	4.05	19	0	0	0	0	26.2	24	12	12	1	3	7	30	10.1	0	0	.233
2018	Durham	3	1	3.57	8	7	0	0	0	40.1	38	17	16	6	0	3	37	8.3	0	0	.244
	Tampa Bay	3	0	1.64	17	0	0	0	0	33.0	24	7	6	5	2	10	29	7.9	0	1	.198
	Charlotte*	0	0	4.91	3	3	0	0	0	7.1	12	4	4	2	0	1	8	9.8	0	0	.375
<b>MINORS TOTALS</b>		38	22	3.08	128	76	0	0	2	517.2	485	200	177	51	19	89	497	8.6	7	8	.246
<b>MLB TOTALS</b>		8	21	4.06	155	42	0	0	0	377.0	377	179	170	65	16	105	312	7.5	8	5	.259

## CAREER BATTING RECORD

YEAR	CLUB	AVG	G	AB	R	H	TB	2B	3B	HR	RBI	SH	SF	HP	BB	SO	SB	CS	OBP	SLG	OPS	E
2018	Tampa Bay	1.000	1	2	0	2	2	0	0	0	1	0	0	0	0	0	0	0	1.000	1.000	2.000	0
<b>MLB TOTALS</b>		.143	25	28	2	4	4	0	0	0	2	6	0	1	0	8	0	0	.172	.143	.315	1

## CAREER

Veteran left-hander joined the Nationals on a Minor League contract with an invite to 2019 Major League Spring Training...Since converting to reliever full-time in 2016, has posted a 3.89 ERA and 7.9 strikeouts per 9.0 innings...Has spent the majority of his career pitching in the American League.

## 2018

Posted a career-best 1.64 ERA in 17 games for the Tampa Bay Rays...Tossed more than one inning of relief in eight of the 17 games...Pitched to a 1.04 ERA (3 ER/26.0 IP) with a .200 opp. AVG and 23 strikeouts in those eight outings...Recorded reverse splits in 2018: .189/.263/.311 against right-handed batters and .226/.286/.484 against left-handed batters...Began the season with Triple-A Durham before having his contract selected on May 23...Was on MLB's roster for the Japan All-Star Series following the season.

## 2017

Acquired by the Orioles from the Dodgers during spring training...Made the Orioles Opening Day roster but was optioned to Triple-A Norfolk on April 29...Enjoyed two other stints with the Orioles.

## 2016

Spent the entire season in the majors with the Mariners...Appeared in a career-high 55 games...Made a spot start on June 23 at Detroit when scheduled starter Adrian Sampson was removed from the game before the bottom of the first inning with right elbow discomfort...Posted a 1.44 ERA (4 ER/25.0) in 24 games through June 15.

## AWARDS AND HONORS

- 2014..... New York's (AL) No. 30 prospect, per *Baseball America*
- 2013..... International League Pitcher of the Week (April 22)
- 2012..... MiLB.com Organization All-Star
- 2012..... Eastern League Pitcher of the Week (July 2)

NATIONALS PARK  
 COMMUNITY RELATIONS  
 FOUNDATION  
 DREAM  
 YOUTH BASEBALL ACADEMY  
 FRONT OFFICE | OWNERSHIP  
 COACHING STAFF  
 MANAGER | PLAYERS  
 IN REVIEW  
 HISTORY AND RECORDS  
 RESEARCH | SCOUTING | PLAYER DEV.  
 MEDIA



## VIDAL NUÑO III // LHP

**2015**

Was in the majors with the Diamondbacks and Mariners... Combined to go 1-5 with a 3.74 ERA in 35 games (10 starts)... Was acquired by the Mariners along with Mark Trumbo via trade on June 3... Made nine starts at the Triple-A level between the two organizations.

**2014**

Went 2-12 with a 4.56 ERA in 31 games (28 starts) between the Yankees and Diamondbacks... Among major league rookies, ranked fourth in starts and innings and ninth in strikeouts (129)... Was acquired by Arizona on July 6.

**2013**

Made five appearances (3 starts) with the Yankees, his first MLB action... Did not allow a run in 3.0 innings out of the bullpen in his major league debut on April 29 vs. Houston... Recorded the win in his first career start, May 13 (G2) at Cleveland.

**2012**

Split the season between Single-A Tampa and Double-A Trenton, going 10-6 with a 2.54 ERA in 31 games (21 starts)... Led Yankees minor leagues in ERA and strikeouts (126) and tied for third in wins.

**2011**

Began the season with the Washington Wild Things of the independent Frontier League... Signed with the Yankees on June 18 and split the season between Short-A Staten Island and Single-A Charleston.

**2010**

Went 6-8 with a 4.96 ERA in 21 games (16 starts) for Single-A Lake County.

**2009**

Ranked second among Indians Minor Leaguers with a 2.39 ERA between the Rookie-level AZL Indians and Short-A Mahoning Valley.

**PERSONAL**

Vidal Vicente Nuño... Graduated from Sweetwater (CA) High School and attended Baker University in Baldwin City, Kan... Named the conference's Pitcher of the Year in 2008... Remains the only player ever drafted from Baker University and one of two to appear in the majors, following Zip Zabel of the Chicago Cubs from 1913-15.

**CAREER TRANSACTIONS**

**2009**..... Selected by CLE in 48th round of the First-Year Player Draft.  
**2011**..... Signed with NYY as a free agent, June 18.  
**2014**..... Acquired by ARI in exchange for RHP Brandon McCarthy, July 6.  
**2015**..... Acquired by SEA with OF Mark Trumbo in exchange for C Wellington Castillo, OF Gabriel Guerrero, RHP Dominic Leone and INF Jack Reinheimer, June 3.  
**2016**..... Acquired by LAD in exchange for C Carlos Ruiz, Nov. 7.  
**2017**..... Signed with TBR as a free agent, Nov. 1.  
**2019**..... Signed with Washington as a free agent, Jan. 17.

**SIGNED BY**

Steve Abney (Indians)

**CAREER FIELDING**

YEAR / POS.	PCT	G	PO	A	E	TC	DP
2018 / P	1.000	17	1	4	0	5	0
CAREER / P	.980	155	7	42	1	50	2

**CAREER BESTS**

LONGEST START..... 8.0 IP, 8/30/14 vs. COL  
 WINNING STREAK..... 2 games, 6/30/18 - 7/3/18  
 MOST SINGLE-GAME K'S..... 10, 9/9/15 vs. TEX  
 CAREER 10-K GAMES (1)..... 9/9/15 vs. TEX  
 HOME RUNS HIT..... None

NUÑO





# RONALD PEÑA

# 56

**RHP**

**BATS:** RIGHT  
**THROWS:** RIGHT  
**HEIGHT:** 6'5"  
**WEIGHT:** 220

**BORN:** 9/19/91 West Palm Beach, FL  
**'19 OPENING DAY AGE:** 27  
**MLB SERVICE:** 0.000  
**ACQUIRED:** Selected by Washington in 16th round of the 2012 First-Year Player Draft.

## PEÑA CAREER RECORD

YEAR	CLUB	W	L	ERA	G	GS	CG	SHO	SV	IP	H	R	ER	HR	HB	BB	SO	SO/9	WP	BK	BAA
2012	GCL Nationals	0	1	3.00	3	3	0	0	0	6.0	2	2	2	0	0	1	5	7.5	0	0	.100
	Auburn	1	0	2.84	2	0	0	0	0	6.1	3	3	2	0	0	4	5.7	0	0	0	.136
2013	Hagerstown	4	3	3.48	28	10	0	0	1	88	89	40	34	4	1	34	55	5.6	7	2	.263
	GCL Nationals	0	0	0.00	1	0	0	0	0	2.0	0	0	0	0	0	0	3	13.5	0	0	.000
2014	Hagerstown	1	0	3.00	1	0	0	0	0	3.0	4	1	1	0	0	0	0	0.0	0	0	.364
	Potomac	3	2	5.96	13	11	0	0	0	51.1	63	37	34	7	4	20	19	3.3	2	0	.303
2015	GCL Nationals	1	0	0.00	2	0	0	0	0	4.0	1	0	0	0	0	4	9.0	0	0	0	.083
	Hagerstown	0	0	3.38	5	0	0	0	2	8.0	8	3	3	2	1	3	3	3.4	0	0	.242
2016	GCL Nationals	0	0	4.50	4	0	0	0	0	6.0	6	4	3	0	0	1	5	7.5	1	0	.240
	Potomac	2	3	5.70	31	0	0	0	1	47.1	56	32	30	3	2	21	45	8.6	9	1	.292
2018	Potomac	1	1	1.98	17	0	0	0	1	27.1	19	6	6	0	1	9	38	12.5	1	0	.196
	Harrisburg	1	2	4.68	21	0	0	0	5	25.0	21	15	13	5	1	15	28	10.1	2	0	.219
<b>MINORS TOTALS</b>		<b>14</b>	<b>12</b>	<b>4.20</b>	<b>128</b>	<b>24</b>	<b>0</b>	<b>0</b>	<b>10</b>	<b>274.1</b>	<b>272</b>	<b>143</b>	<b>128</b>	<b>21</b>	<b>10</b>	<b>104</b>	<b>209</b>	<b>6.0</b>	<b>22</b>	<b>3</b>	<b>.257</b>

## CAREER

Hard-throwing right-hander enters his eighth professional season...Will take part in his first Major League Spring Training.

## 2018

Went 2-3 with six saves and a 3.27 ERA in a career-high 38 games between Single-A Potomac and Double-A Harrisburg...Posted double-digit strikeout per 9.0 inning numbers (11.4) for the first time in his career...His 2.75 SO/BB ratio was a career-best...Opposing batters hit .207 against him...With Double-A Harrisburg, held opposing left-handed batters to a .156 average (7-for-45) with two doubles and one homer...Tossed more than 1.0 inning in 16 of his 38 appearances (2.48 ERA, 44 SO, 12.1 SO/9.0, .186 opp. AVG).

## 2017

Advanced to Single-A Potomac...Was named a Carolina League mid-season All-Star.

## 2016

Appeared in just nine games between Single-A Hagerstown and the GCL Nationals.

## 2015

Appeared in two games with the GCL Nationals.

## 2014

Went 4-2 with a 5.59 ERA in 15 games (11 starts) between Single-A Potomac, GCL Nationals and Single-A Hagerstown.

## 2013

In his first season with Single-A Hagerstown, went 4-3 with one save and a 3.48 ERA in 28 games (10 starts).

## 2012

Appeared in five games (three starts) in his first professional season.

## PERSONAL

Ronald Peña...Graduated from John I. Leonard High School in Greenacres, Fla...Began his collegiate career at the College of Charleston (SC) before transferring to Palm Beach State Community College in Lake Worth, Fla...Went 9-2 with a 2.72 ERA in 14 starts for Palm Beach State in 2012.

## AWARDS AND HONORS

- 2019..... Washington's No. 29 prospect, per *Baseball America*
- 2018..... Carolina League All-Star (mid-season)
- 2017..... Carolina League All-Star (mid-season)

PEÑA

## CAREER TRANSACTIONS

2012..... Selected by Washington in 16th round of the 2012 First-Year Player Draft.

## SIGNED BY

Alex Morales (Nationals)

NATIONALS PARK  
 COMMUNITY RELATIONS  
 FOUNDATION  
 DREAM  
 YOUTH BASEBALL ACADEMY  
 FRONT OFFICE | OWNERSHIP  
 COACHING STAFF | MANAGER |

PLAYERS

2018 IN REVIEW

HISTORY AND RECORDS

SCOUTING | RESEARCH | PLAYER DEV.

MEDIA



**RHP****TANNER RAINEY****21****BATS:** RIGHT**BORN:** 12/25/92 Folsom, LA**THROWS:** RIGHT**'19 OPENING DAY AGE:** 26**HEIGHT:** 6'2"**MLB SERVICE:** 0.023**WEIGHT:** 245**ACQUIRED:** Acquired by Washington from the Cincinnati Reds in exchange for RHP Tanner Roark, Dec. 12, 2018

@TheRain\_ey

**RAINEY CAREER RECORD**

YEAR	CLUB	W	L	ERA	G	GS	CG	SHO	SV	IP	H	R	ER	HR	HB	BB	SO	SO/9	WP	BK	BAA
2015	Billings	2	2	4.27	15	15	0	0	0	59.0	58	37	28	2	5	28	57	8.7	11	0	.258
2016	Dayton	5	10	5.57	29	20	0	0	1	103.1	109	70	64	9	8	66	113	9.8	25	1	.273
2017	Daytona	2	2	3.80	39	0	0	0	9	45.0	21	19	19	4	5	22	77	15.4	10	1	.136
	Pensacola	1	1	1.59	14	0	0	0	4	17.0	8	4	3	2	2	11	27	14.3	2	0	.145
2018	Louisville	7	2	2.65	44	0	0	0	3	51.0	25	18	15	2	1	35	65	11.5	3	0	.148
	Cincinnati	0	0	24.43	8	0	0	0	0	7.0	13	19	19	4	0	12	7	9.0	0	0	.406
<b>MINORS TOTALS</b>		17	17	4.22	141	35	0	0	17	275.1	221	148	129	19	21	162	339	11.1	51	2	.221
<b>MLB TOTALS</b>		0	0	24.43	8	0	0	0	0	7.0	13	19	19	4	0	12	7	9.0	0	0	.406

**CAREER**

Hard-throwing right-handed reliever was acquired by the Nationals during the 2018 Winter Meetings...Since 2015, he ranks ninth among Minor League pitchers with 11.1 strikeouts per 9.0 innings (min. 275.0 IP).

**2018**

Went 7-2 with three saves and a 2.65 ERA in 44 games out of the bullpen for Triple-A Louisville...He struck out 65 batters, issued 35 walks and posted a .148 opponent batting average en route to being named an International League All-Star...Surrendered just seven extra-base hits (5 doubles, 2 home runs) across 51.0 Minor League innings...Among International League pitchers with at least 50.0 innings pitched, ranked 10th with 11.5 strikeouts per 9.0 innings...Was particularly tough against right-handed batters, posting a .138/.266/.165 opponent slash line...He struck out 48 batters, walked 18 and allowed just three extra-base hits (3 doubles) along the way...Had his contract selected on April 10 and made his Major League debut that day against the Philadelphia Phillies...He went on to make eight relief appearances across four stints with the Reds.

**2017**

Converted to reliever full-time...Combined to finish 3-3 with a 3.19 ERA while converting 13 saves between Single-A Daytona and Double-A Pensacola...His 13 saves were second-most by any Reds Minor League pitcher.

**2016**

Went 5-10 with one save and a 5.57 ERA in 29 games (20 starts) for Single-A Dayton.

**2015**

Appeared in 15 games during his first professional season.

**PERSONAL**

Tanner Scott Rainey...Graduated from St. Paul High School in Covington, La. and attended the University of West Alabama...Began his college career at Southeastern Louisiana.

**AWARDS AND HONORS**

- 2018..... International League All-Star (mid-season)
- 2018..... Cincinnati's No. 20 prospect, per *Baseball America*
- 2017..... Florida State League All-Star (mid-season)
- 2017..... Cincinnati's No. 25 prospect per *Baseball America*
- 2016..... Midwest League All-Star (mid-season)
- 2016..... Cincinnati's No. 17 prospect per *Baseball America*

**RAINEY****CAREER TRANSACTIONS**

- 2015..... Selected by CIN in the second round of the First-Year Player draft.
- 2018..... Acquired by Washington in exchange for RHP Tanner Roark, Dec. 12.

**SIGNED BY**

Ben Jones (Reds)

**CAREER FILING**

YEAR / POS.	PCT	G	PO	A	E	TC	DP
2018 / P	1.000	8	0	1	0	1	0
CAREER / P	1.000	8	0	1	0	1	0



# 65

# RAUDY READ



C

**BATS:** RIGHT      **BORN:** 10/29/93 San José de Ocoa, DOM  
**THROWS:** RIGHT      **'19 OPENING DAY AGE:** 25  
**HEIGHT:** 6'0"      **MLB SERVICE:** 0.032  
**WEIGHT:** 231      **ACQUIRED:** Signed as a non-drafted free agent, Jan. 24, 2011

Instagram: @raudyread

Twitter: @RealRaudyRead

### READ CAREER RECORD

YEAR	CLUB	AVG	G	AB	R	H	TB	2B	3B	HR	RBI	SH	SF	HP	BB	SO	SB	CS	OBP	SLG	OPS	E
2011	DSL Nationals	.157	42	140	13	22	41	5	1	4	22	0	2	4	4	20	1	1	.200	.293	.493	8
2012	DSL Nationals	.251	62	227	33	57	100	16	0	9	47	0	3	8	18	33	3	3	.324	.441	.765	1
2013	GCL Nationals	.252	40	147	9	37	48	5	0	2	17	1	2	2	6	17	2	6	.287	.327	.614	1
2014	Auburn	.281	57	210	27	59	97	20	0	6	35	0	2	3	14	37	0	3	.332	.462	.794	7
2015	Hagerstown Potomac	.244 .389	82 5	295 18	38 1	72 7	109 9	20 2	0	5	36	1	3	3	25	50	4	3	.307	.369	.676	3
2016	Potomac	.262	101	386	54	101	160	30	1	9	51	0	3	6	31	53	6	3	.324	.415	.739	7
2017	Harrisburg Washington	.265 .273	108 8	411 11	44 1	109 3	187 3	25 0	0	17	61	0	2	2	27	79	2	0	.312	.455	.767	10
2018	Harrisburg Syracuse	.286 .260	40 13	147 50	14 2	42 13	64 15	9 2	0	2	24	0	2	1	11	30	0	0	.335	.435	.770	4
<b>MINORS TOTALS</b>		.256	550	2031	235	519	830	134	6	55	300	2	20	29	139	330	18	19	.310	.409	.718	43
<b>MLB TOTALS</b>		.273	8	11	1	3	3	0	0	0	0	0	0	0	0	3	0	0	.273	.273	.545	0

### CAREER

Since 2014, has recorded a .423 SLG (108 2B, 5 3B, 40 HR) in 353 Minor League games.

### 2018

Hit .279 with 11 doubles, two triples, three homers, 26 RBI, 12 walks and 16 runs scored in 53 games between Double-A Harrisburg and Triple-A Syracuse... Hit .200 (6-for-30) with one double and one RBI in 10 games for Toros del Este of the Dominican Winter League.

### 2017

Earned the first Major League call-up of his career on Sept. 1...Recorded his first MLB hit on Sept. 4 at Miami...His .455 SLG ranked for third among Eastern League catchers.

### 2016

Played in a career-high 101 games, setting career marks in nearly every offensive category...Ranked second on the club with 30 doubles.

### 2015

Hit .252 with 22 doubles, one triple, five home runs, 41 RBI, 27 walks and 39 runs scored in 87 games.

### 2014

Led the Doubledays in doubles (20), home runs (6), RBI (35), batting average (.281) slugging percentage (.462) and OPS (.794).

### 2013

In his first domestic season, hit .252 with five doubles, two homers and 17 RBI in 40 games for the GCL Nationals.

### 2012

His nine home runs were third-most in the Dominican Summer League and his 47 RBI were good for fourth.

### 2011

In his first professional season, appeared in 42 games for the DSL Nationals.

### PERSONAL

Raudy Miguel Read.

### AWARDS AND HONORS

- 2019..... Washington's No. 13 prospect, per *Baseball America*
- 2018..... Washington's No. 13 prospect, per *Baseball America*
- 2018..... Washington's No. 9 prospect, per *Baseball America*
- 2017..... Eastern League All-Star (mid-season)
- 2017..... Washington's No. 22 prospect, per *Baseball America*
- 2016..... MiLB.com Organization All-Star
- 2016..... Washington's No. 23 prospect, per *Baseball America*
- 2015..... Washington's No. 22 prospect, per *Baseball America*

READ

### CAREER TRANSACTIONS

2011..... Signed as a non-drafted free agent, Jan. 24

### SIGNED BY

Moises de la Mota (Nationals)

### CATCHERS THROWING STATS

YEAR	GS (W-L)	CCS	SBA	CS%	PB	CATCHER'S ERA
CAREER	1 (0-1)	0	1	100.0%	1	4.91 (6 ER/11.0 IP)

### CAREER FIELDING

YEAR / POS.	PCT	G	PO	A	E	TC	DP	PB
CAREER / C	1.000	3	12	1	0	13	0	1





## 2018

Once again proved to be one of the top players in Major League Baseball...The most consistent all-around player on Washington's roster...Was once again a finalist for the Rawlings Gold Glove Award (NL 3B)...Recorded a career-high 44 doubles and a career-high 70 extra-base hits...Led the club and ranked in the National League in doubles (T1st, 44), batting average (4th, .308), slugging percentage (6th, .535) and extra-base hits (9th, 70)...He led qualified Nationals and ranked fifth in the National League with a .909 OPS and ranked 11th in on-base percentage (.374)...According to FanGraphs.com, ranked second in the National League in Wins Above Replacement (6.3)...Ranked sixth in the National League in OPS (.946) after the All-Star Break...Recorded a career-best 33-game on-base streak from Aug. 21-Sept. 25...Hit .369/.454/.662 during the streak...Recorded three separate hitting streaks of at least 10 games, tied for the most in the National League and the second-most in Major League Baseball...Only Kansas City's Whit Merrifield (4) and Houston's Yuli Gurriel (4) had more 10-game hitting streaks...Was hitting .254/.330/.435 on June 15...From then until the end of 2018, hit .335/.395/.585...Hit .316 against right-handed pitching, the best among National League righties (5th among MLB RHB)...Clubbed his fourth career multi-home run game, July 12 at New York (NL).

## 2017

Continued his ascent as one of the top all-around players in Major League Baseball...Finished sixth in the National League MVP voting...Set career marks in nearly every offensive category while playing Gold Glove caliber defense...Was left off the National League All-Star team...Ranked in the National League in doubles (4th, 41), AVG w/RISP (4th, .375), on-base percentage (6th, .403), OPS (9th, .937) and slugging percentage (13th, .533)...81 of 100 RBI came w/RISP, third-most in the National League...He sat near the top of the Wins Above Replacement (WAR) leaderboard in both the National League and all of MLB, for a significant amount of time, per FanGraphs.com...Finished the season leading the NL (6.9) and ranked third in the Major Leagues -- behind only NYY's Aaron Judge (8.2) and HOU's Jose Altuve (7.5)...Rendon (15.8) led the NL and ranked second in all of Major League Baseball behind LAA SS Andrelton Simmons (22.6) in FanGraphs' DEF rating...Started the season relatively slow, but since his 6-for-6, three home run, 10 RBI on April 30 vs. NYM (more on that below), he ranked in the NL in: on-base percentage (2nd, .420), slugging percentage (3rd, .590), and OPS (3rd, 1.009)...Along with Ryan Zimmerman (36 HR, 108 RBI), Bryce Harper (29 HR, 87 RBI), and Daniel Murphy (23 HR, 93 RBI), the Nationals were the only team in the Major Leagues to boast four players with 20+ home runs and 85+ RBI...Clubbed his first career multi-home run game, May 23 vs. SEA...On July 27 vs. MIL, helped the Nationals become just the sixth team in Major League history to hit five home runs in a single inning (per *Elias*) when the team hit five home runs in the fourth inning...Clubbed his second career grand slam, July 15 at CIN (Wood)...Hit his second career Postseason home run, a solo shot in the first inning (Lester) of Washington's Game 2 win.

On April 30, 2017, the Washington Nationals topped the New York Mets, 23-5. Although this victory was topped by a 25-4 win over the Mets on July 31, 2018, this day was a record-setting day on many levels. The win was powered by an historic afternoon for Nationals **Anthony Rendon**. He went 6-for-6 with a double, three home runs, 10 RBI and five runs scored. It's probably no surprise that a stat line like that has a pretty significant historical context. A comprehensive list of all of the records tied or broken that day is below—but first, here is a sampling of Rendon's historic day:

- Rendon became the 13th player in MLB history with at least 10 RBI in a game. His 10 RBI were the most by a player in a Major League game since outfielder **Garret Anderson** (LAA) did so on August 21, 2007 vs. New York (AL), and were just two shy of the Major League record of 12, shared by St. Louis outfielder **Mark Whiten** (9/7/1993) and St. Louis Hall of Fame first baseman **Jim Bottomley** (9/16/1924).
- According to the *Elias Sports Bureau*, “only one other player drove in at least 10 runs in a so-called “perfect day at the plate”—that is, every at-bat resulting in a hit: **Jim Bottomley**, who went 6-for-6 with two homers and 12 RBIs at Ebbets Field in Brooklyn in 1924. Bottomley's record of 12 RBIs in one game was equaled only once, by Mark Whiten, and never surpassed.”
- Rendon is one of two players in Major League history to record at least six hits, three homers, 10 RBI and five runs scored in a game. He is joined by Cincinnati catcher **Walker Cooper** (6-for-7, 3 HR, 10 RBI, 5 R), who did so on July 6, 1949 at Chicago.

**Other records set that day include...**

- With four runs scored in Sunday's affair, **Bryce Harper** crossed the plate 32 times in April—the MLB record for runs scored in the month of April. He passed **Larry Walker** (29 in March/April 1997).
- Driving in two more runs on Sunday, **Ryan Zimmerman** collected 29 RBI in April, the most RBI in a single calendar month for any player in Nationals history (2005-pres.). He also set the franchise (MON/WSH) record for most RBI in a month of March/April.
- With 11 home runs in the season's first month, Zimmerman set the franchise record for home runs in the month of March/April, and tied his own career best for home runs in a single month (also Sept., 2013).
- As a team, the Nationals scored 170 runs in the month of April, the 10th-highest mark in Major League history for the month of March/April and the most since the Chicago Cubs scored 171 runs in 2008.
- The Nationals also became the first team in Major League History to score 14 or more runs in a game five times in April, per *Elias*.

APRIL 30, 2017

## ANTHONY RENDON // 3B

**2016**

Played in a career-high 156 games while ranking among Nationals hitters in runs scored (1st, 91), hits (2nd, 153), doubles (2nd, 38) and RBI (3rd, 85)...Despite a slow April (.242, 4 2B, RBI), from May 1 through the end of the season, he hit .275 with a .355 on-base percentage and a .481 slugging percentage...He emerged as one of the top run producers after the All-Star break, ranking fifth in the National League in RBI (52) over that stretch... He recorded 23 RBI in the month of September, the most of a single month in his young career...Lived up to his nickname "Tony Two Bags" in leading National League third basemen with 38 doubles, one short of a career high (39 in 2014)... Ranked first among National League third basemen with a .976 fielding percentage ahead of COL 3B Nolan Arenado (973)...Hit his first career grand slam, Sept. 6 vs. ATL (Perez)...Recorded his 500th career hit, a three-run home run in the bottom of the eighth inning on Sept. 27 vs. ARI (Delgado), putting the Nationals ahead, 4-2...With his home run on Sept. 30 vs. MIA (Cashner) - his 20th of the season - the Nationals became one of four teams in MLB with at least six 20+ home run players in 2016... Washington was joined by BAL, TOR and STL...For a brief moment (approximately 20 minutes) the Nationals were just the third team in National League history to boast six players with at least 20 home runs (1965 Milwaukee Braves and 2003 Atlanta Braves)...STL OF Matt Holliday then hit his 20th home run of the season the same night as Rendon, making the Cardinals the fourth team in NL history to accomplish the feat...Clubbed his first career Postseason home run, a two run shot in the third inning of Washington's 8-3 Game 3 NLDS win (Maeda).

**2015**

Suffered a sprained MCL in his left knee while diving for a ball during Spring Training, causing him to open the season on the disabled list...Was activated from the disabled list and made his 2015 debut, June 4 vs. CHI...Appeared in 18 games, hitting .290 (20-for-69) with five doubles, five RBI, nine walks and nine runs scored before returning to the DL on June 25 with a left quad strain...Was reinstated on July 25...Hit .356 (37-for-104) with four doubles, four homers, 16 RBI, 12 walks and 25 runs scored from Aug. 22-Sept. 17...Posted a career-best 12-game hitting streak, Aug. 22-Sept. 3...Hit .362 (17-for-47) with three doubles, two homers, nine RBI and 14 runs during streak...Matched a career high with four hits and clubbed his second career leadoff home run, Sept. 14 at PHI (Nola).

**2014**

In first full big league season, posted MVP-level numbers (finished fifth in the NL MVP voting) en route to his first NL Silver Slugger Award...Was recognized as the top slugging NL third baseman after hitting .287 with 39 doubles, six triples, 21 home runs, 83 RBI, 58 walks and 111 runs scored in 153 games...Ranked fourth in MLB (2nd in NL) in Wins Above Replacement (6.6), according to Fangraphs.com...His 111 runs paced the NL (3rd in MLB)...The last D.C.-based player to lead a league in runs was George Case (AL: 102 in 1943)...Became just fourth National to eclipse the 100-run threshold: Alfonso Soriano (119, 2006), Ryan Zimmerman (110, 2009), Nick Johnson (100, 2006)...Ranked among NL leaders in hits (T5th, 176), total bases (3rd, 290), doubles (T4th, 39), XBH (T5th, 66) and times on base (10th, 239)...Hit .313 against left-handed pitchers, but 18 of 21 home runs were hit against right-handed pitchers...Collected a career-high four hits on five separate occasions...On Opening Day at NYM, clubbed a three-run go-ahead home run to provide the cushion in Washington's 9-7 win...On April 30, playing in his hometown of Houston, went 4-for-5 with two doubles, one home run and three RBI in Washington's 7-0 win...Tied a Nationals single-game record (2005-pres.) when he recorded three doubles, July 5 vs. CHI...Hit .368 (7-for-19) with one RBI and one walk in the NLDS vs. SFG, his first postseason exposure.





**2013**

Despite learning a new position (2B) on the fly, hit .265 with 23 doubles, seven homers and 31 walks in strong MLB debut...Saw Nationals rookie-record 4.06 pitches per plate appearance (would have ranked 10th in NL if qualified)...23 doubles ranked fourth among NL rookies...Debuted in the big leagues on April 21 at NYM...First MLB hit was a double off Shelby Miller, April 22 vs. STL...His First big league homer was a ninth-inning solo shot that capped the scoring in a 7-6 win on June 15 at CLE.

**2012**

Played in just 43 games at four levels in professional debut after suffering a left ankle fracture while rounding third base for Single-A Potomac in season's second game, April 7 at Lynchburg...Missed more than three months and returned to field on July 19 with Rookie-level GCL Nationals...Blasted first pro homer on July 23 vs. GCL Marlins...By season's end, hit .233 and tallied 18 extra-base hits, including six homers, and 23 walks at four levels in Washington's system...Following the season, played in 22 games for Salt River in the prestigious Arizona Fall League and hit .338/.436/.494...Legged out 10 doubles (2nd in AFL) and excelled defensively to garner a spot on AFL's Top Prospect Team.

**2011**

Signed late...Participated in the Nationals' Florida Instructional League program, but was held out of game action while continuing to strengthen right shoulder.

**COLLEGE / AMATEUR**

**Rice University:** Hit .371 (253-for-682) with 46 doubles, 52 home runs, 194 RBI, 176 walks, 201 runs scored and a .505 on-base percentage in 187 games spanning three seasons at Rice...As a sophomore in 2010, posted his finest collegiate campaign and received citations as the National Player of the Year (Howser Trophy - National Collegiate Baseball Writers Association), American Baseball Coaches Association (Rawlings Sporting Goods National Player of the Year) and *Baseball America* (National Player of the Year) after hitting .394 with a career-high 26 home runs and 85 RBI...The 26 home runs (as opposed to only 22 strikeouts) as a sophomore tied for the second-highest total in Rice history (Lance Berkman 41 in 1997)...On June 5, 2010, hit three home runs and tallied 13 total bases in Rice's NCAA Tournament victory over Rider...Was a semifinalist for both the Howser Trophy and the Golden Spikes Award (USA Baseball) after batting .327 while posting career highs with 20 doubles and an NCAA-leading 80 walks in 63 games in 2011 as a junior (served as Rice's designated hitter while dealing with right shoulder issues)...Was also a Howser and Golden Spikes semifinalist as a freshman in 2009, and was recognized as the top freshman in the nation by numerous organizations, upon hitting .388 with 20 homers (Rice freshman record) and 72 RBI during initial season at Rice.

**Amateur:** Earned a spot on United States National Team in summer of 2010, but was sidelined in first game against South Korea (right ankle fracture/dislocation) and missed the remainder of the tour.

**PERSONAL**

Anthony Michael Rendon (rhen-DOHN)...Is married to wife, Amanda...The couple has one daughter, Emma Kate...Earned spot on Conference USA's Academic Honor Roll during his time at Rice...Is a graduate of Lamar (TX) High in Houston...As a senior at Lamar, was named First Team 5A All-State shortstop and was an All-Greater Houston selection by the Houston Chronicle after batting .570 with eight homers, 56 RBI and 13 stolen bags...During his junior campaign, earned first team All-State honors as a shortstop in 2007, the same year he led the greater-Houston area with 14 homers...In all, was a three-time All-District selection at Lamar...Was drafted by ATL in the 26th round of the 2008 First-Year Player Draft, but didn't sign...On June 29, 2010, was honored by Houston Mayor Annise Parker and the City Council with "Anthony Rendon Day in Houston."

**CAREER TRANSACTIONS**

2011 ..... Selected by Washington in first round (sixth overall) of First-Year Player Draft.

**SIGNED BY**

Tyler Witt (Nationals)

**CAREER FIELDING**

YEAR / POS.	PCT.	G	PO	A	E	TC	DP
2018 / 3B	.981	136	88	222	6	316	23
CAREER / 3B	.971	613	428	1002	42	1472	114
CAREER / 2B	.982	169	305	402	13	720	93
CAREER / SS	.846	4	9	2	2	13	1

**CAREER BESTS**

SINGLE-GAME HITS.....	6, 4/30/17 vs. NYM
SINGLE-GAME RBI.....	10, 4/30/17 vs. NYM
HITTING STREAK.....	12 games, 4x, last: 7/7/18 - 7/24/18
MULTI-HR GAMES (4).....	4/30/17 vs. NYM (3) 5/23/17 vs. SEA (2) 7/15/17 at CIN (2) 7/12/17 at NYM (2)
CAREER GRAND SLAMS (2).....	9/6/16 vs. ATL (Perez) 7/15/17 at CIN (Wood)
CAREER PINCH HOMERS.....	None
CAREER WALK-OFF HOMERS.....	None



# MATT REYNOLDS

# 14

**INF**
**BATS:** RIGHT

**BORN:** 12/3/90 in Tulsa, OK

**THROWS:** RIGHT

**'19 OPENING DAY AGE:** 28

**HEIGHT:** 6'1"

**MLB SERVICE:** 1.071

**WEIGHT:** 205

**ACQUIRED:** Acquired from the New York Mets in exchange for cash considerations, Feb. 12, 2018

 [reyrey\\_5](#)
[@reyrey\\_5](#)

## REYNOLDS CAREER RECORD

YEAR	CLUB	AVG	G	AB	R	H	TB	2B	3B	HR	RBI	SH	SF	HP	BB	SO	SB	CS	OBP	SLG	OPS	E
2012	Savannah	.259	42	158	18	41	58	8	0	3	13	0	2	7	12	26	5	1	.335	.367	.702	7
2013	St. Lucie	.226	117	433	59	98	146	21	6	5	49	1	5	13	36	80	9	2	.302	.337	.639	20
	Binghamton	.000	1	3	0	0	0	0	0	0	0	0	0	0	0	0	0	0	.000	.000	.000	1
2014	Binghamton	.355	58	211	33	75	89	5	3	1	21	0	2	0	29	41	6	3	.430	.422	.852	8
	Las Vegas	.333	68	267	54	89	128	16	4	5	40	2	6	5	21	60	14	4	.385	.479	.864	9
2015	Las Vegas	.267	115	445	70	119	179	32	5	6	65	1	7	5	32	92	13	4	.319	.402	.721	12
	GCL Mets	.400	3	5	1	2	2	0	0	0	1	0	0	0	1	1	0	0	.500	.400	.900	0
2016	Las Vegas	.264	71	269	43	71	96	15	2	2	24	1	0	3	26	64	9	2	.336	.357	.693	9
	New York (NL)	.225	47	89	11	20	37	8	0	3	13	2	0	1	4	34	0	1	.266	.416	.682	2
2017	Las Vegas	.320	33	128	27	41	62	9	0	4	14	0	0	0	16	30	2	2	.396	.484	.880	8
	New York (NL)	.230	68	113	12	26	34	1	2	1	5	1	0	2	14	37	0	1	.326	.301	.627	1
2018	Washington	.154	12	13	1	2	2	0	0	0	1	0	0	0	1	4	0	0	.214	.154	.368	0
	Syracuse	.265	86	309	55	82	131	31	3	4	29	0	2	4	40	75	2	1	.355	.424	.779	6
	Auburn	.500	2	6	1	3	3	0	0	0	0	0	0	0	2	1	0	0	.625	.500	1.125	0
<b>MINORS TOTALS</b>		.278	596	2234	361	621	894	137	23	30	256	5	24	37	215	470	60	19	.348	.400	.748	80
<b>MLB TOTALS</b>		.223	127	215	24	48	73	9	2	4	19	3	0	3	19	75	0	2	.295	.340	.635	3

## CAREER

Versatile infielder was acquired from the Mets prior to 2018 Spring Training...Has appeared at third base (34 G), shortstop (31 GS), second base (12 G), left field (8 G), first base (3 G), and right field (1 GS) over his three professional seasons.

## 2018

Enjoyed two stints with Washington in 2018...Was recalled on April 7 and July 26...Made one start at third base and made 11 appearances off the bench...Scored the go-ahead run in a six-run eighth inn. in Washington's come-from-behind win over New York (NL) on April 16...Hit .270 with 31 doubles, three triples, four homers, 30 RBI, 42 walks and 56 runs scored in 88 games between Syracuse and short-season Single-A Auburn...Led the Chiefs and ranked tied for third in the International League with 31 doubles...Led the club with a .424 slugging percentage.

## 2017

Enjoyed four stints with the Mets...Played in a career-high 68 games...Also set career-bests in hits and runs scored...Appeared in 23 games at third base, 10 at shortstop, eight at second base, seven in leftfield, three at first base and one game in right field...Hit .320 with nine doubles, four homers, 14 RBI and 27 runs scored in 33 games for the 51s...In 13 games for Triple-A Las Vegas in August, he hit .346 (18-for-52) with five doubles, four RBI, 10 runs scored and a .433 on-base percentage.

## 2016

Began the season with Triple-A Las Vegas and eventually had four stints with the Mets...Made his Major League debut on May 17 vs. Washington, starting at third base...Recorded his first career multi-hit and multi-RBI game on June 15 vs. Pittsburgh...Clubbed three home runs in 47 games for the Mets.

## 2015

Appeared in 115 games for Triple-A Las Vegas...Led the team in triples (five) and runs scored (70)...Was tied for the team lead in doubles (32)...Was added to the playoff roster during the NLDS vs. Los Angeles after Ruben Tejada went down with an injury...Also was on the playoff roster for the NLCS vs. Chicago...Did not see any game action in the Postseason.

## 2014

Began the year with Double-A Binghamton...Was promoted to Triple-A Las Vegas on June 19.

## AWARDS AND HONORS

- 2017..... New York's No. 18 prospect, per *Baseball America*
- 2016..... New York's No. 9 prospect, per *Baseball America*
- 2015..... Pacific Coast League All-Star (mid-season)
- 2015..... New York's No. 12 prospect, per *Baseball America*
- 2014..... MiLB.com Organization All-Star
- 2014..... Arizona Fall League Rising Star
- 2014..... Pacific Coast League Player of Week (Aug. 4)
- 2013..... New York's No. 23 prospect, per *Baseball America*

2013

In his first full season, played in 117 games for Single-A Port St. Lucie...Recorded 32 extra-base hits (21 2B, 6 3B, 5 HR).

2012

Hit .259 with eight doubles, three homers, 13 RBI, 12 walks, five stolen bases and 18 runs scored in 42 games for Savannah.

PERSONAL

Matthew William Reynolds... Is married to wife, Samantha...Graduated from Bishop Kelley (OK) High School and attended the University of Arkansas... Helped the University of Arkansas to the 2012 College World Series.

CAREER TRANSACTIONS

2012 ..... Selected by NYM in second round of the First-Year Player Draft.  
2018..... Acquired by Washington in exchange for cash considerations, Feb. 12.

SIGNED BY

Steve Gossett (Mets)

CAREER FIELDS

YEAR / POS.	PCT.	G	PO	A	E	TC	DP
2018 / 3B	1.000	4	1	2	0	3	0
CAREER / 3B	1.000	34	9	28	0	37	2
CAREER / SS	.968	31	29	62	3	94	15
CAREER / 2B	1.000	12	3	13	0	16	1
CAREER / LF	1.000	8	10	0	0	10	0
CAREER / 1B	1.000	3	6	0	0	6	0
CAREER / RF	1.000	1	1	0	0	1	0

CAREER BESTS

SINGLE-GAME HITS..... 3, 9/5/16 at CIN  
SINGLE-GAME RBI ..... 3, 8/1/16 vs. NYY  
HITTING STREAK..... 4 games, 8/25/17 - 8/27/17  
MULTI-HR GAMES..... None  
CAREER GRAND SLAMS..... None  
CAREER PINCH HOMERS..... None  
CAREER WALK-OFF HOMERS..... None

REYNOLDS

Since baseball returned to the Nation's Capital in 2005, the Commander in Chief has taken in seven Nationals games, including three at Nationals Park. The Nationals went 3-2 with President Bush on site, but were winless in two games with President Obama attending:

**Thu., April 14, 2005 vs. Arizona Diamondbacks (43,861 attendance)**

Final Score: Arizona 3  
WASHINGTON 5

**NOTE:** President Bush threw out the ceremonial first pitch as MLB returned to nation's capital for first time since 1971.

**Fri., June 24, 2005 vs. Toronto Blue Jays (36,669 attendance)**

Final Score: Toronto 0  
WASHINGTON 3

**NOTE:** President Bush attended with Secretary of State Condoleezza Rice.

**Sat., July 8, 2006 vs. San Diego Padres (27,060 attendance)**

Final Score: San Diego 5  
WASHINGTON 2

**NOTE:** President Bush attended with Mrs. Bush and Secretary of State Condoleezza Rice. The contest marked Mrs. Bush's first visit to RFK Stadium for a Nationals game.

**Thu., July 5, 2007 vs. Chicago Cubs (22,594 attendance)**

Final Score: Chicago (NL) 4  
WASHINGTON 2

**NOTE:** President Bush kick started his July 6 birthday with a final trip to RFK Stadium.

**Sun., March 30, 2008 vs. Atlanta Braves (39,389 attendance)**

Final Score: Atlanta 2  
WASHINGTON 3

**NOTE:** President Bush opened Nationals Park with the first pitch in front of a national-television audience as part of ESPN's Sunday Night Baseball. Ryan Zimmerman hit a game-ending solo home run in the ninth inning to give Washington its initial Nationals Park win.

**Mon., April 5, 2010 vs. Philadelphia Phillies (41,290 attendance)**

Final Score: Philadelphia 11  
WASHINGTON 1

**NOTE:** President Obama made his first appearance at Nationals Park and threw out the ceremonial first pitch while wearing a Nationals jacket and a White Sox cap. The Nationals jumped out to 1-0 lead in the first inning, but a five-run fourth inning sparked the Phillies to the win in Roy Halladay's NL debut.

**Fri., June 18, 2010 vs. Chicago White Sox (40,325 attendance)**

Final Score: Chicago (AL) 2 (11 inn.)  
WASHINGTON 1

**NOTE:** President Obama returned to Nationals Park to see Stephen Strasburg pitch against his favorite AL team. Strasburg did not disappoint, walking none and fanning 10 in 7.0 innings of four-hit, one-run ball. Alex Rios' infield single in the 11th snapped a 1-1 deadlock.

POTUS AND THE NATIONALS





# VICTOR ROBLES

# 16

OF

**BATS:** RIGHT      **BORN:** 5/19/97 Santo Domingo, DOM  
**THROWS:** RIGHT      **'19 OPENING DAY AGE:** 21  
**HEIGHT:** 6'0"      **MLB SERVICE:** 0.052  
**WEIGHT:** 195      **ACQUIRED:** Signed as a non-drafted free agent, July 2, 2013

[roblesdlopez19](#)      [@Victor\\_Robles](#)

## ROBLES CAREER RECORD

YEAR	CLUB	AVG	G	AB	R	H	TB	2B	3B	HR	RBI	SH	SF	HP	BB	SO	SB	CS	OBP	SLG	OPS	E
2013																						
DID NOT PLAY / Signed Late																						
2014	DSL Nationals	.313	47	182	46	57	88	14	4	3	25	2	0	13	16	26	22	9	.408	.484	.892	5
2015	GCL Nationals	.370	23	73	19	27	41	6	1	2	11	3	1	7	10	12	12	1	.484	.562	1.046	3
	Auburn	.343	38	140	29	48	67	5	4	2	16	2	3	14	8	21	12	4	.424	.479	.903	0
2016	Hagerstown	.305	64	233	48	71	107	9	6	5	30	11	1	22	18	38	19	8	.405	.459	.864	3
	GCL Nationals	.150	5	20	3	3	6	0	0	1	1	0	0	1	0	7	0	1	.190	.300	.490	0
	Potomac	.262	41	168	24	44	65	8	2	3	11	3	2	11	14	32	18	5	.354	.387	.741	1
2017	Potomac	.289	77	291	49	84	144	25	7	7	33	4	1	17	25	62	16	7	.377	.495	.872	1
	Harrisburg	.324	37	139	24	45	68	12	1	3	14	3	0	4	12	22	11	3	.394	.489	.883	3
	Washington	.250	13	24	2	6	11	1	2	0	4	1	0	2	0	6	0	1	.308	.458	.766	0
	Syracuse	.278	40	158	25	44	61	9	1	2	10	1	2	2	18	26	14	6	.356	.386	.742	0
2018	GCL Nationals	.333	8	18	7	6	7	1	0	0	1	0	0	2	7	4	4	1	.556	.389	.945	0
	Auburn	.188	4	16	0	3	3	0	0	0	3	0	0	0	1	2	1	0	.235	.188	.423	0
	Washington	.288	21	59	8	17	31	3	1	3	10	0	1	2	4	12	3	2	.348	.525	.873	0
<b>MINORS TOTALS</b>		.300	384	1438	274	432	657	89	26	28	155	29	10	93	129	252	129	45	.392	.457	.849	16
<b>MLB TOTALS</b>		.277	34	83	10	23	42	4	3	3	14	1	1	4	4	18	3	3	.337	.506	.843	0

## 2017 POSTSEASON

RD.	CLUB	OPP.	AVG	G	AB	R	H	TB	2B	3B	HR	RBI	SH	SF	HP	BB	SO	SB	CS	OBP	SLG	OPS	E
NLDS	WSH	vs. CHI	.000	2	1	1	0	0	0	0	0	0	0	0	0	0	1	0	0	.000	.000	.000	0
<b>TOTALS</b>			.000	2	1	1	0	0	0	0	0	0	0	0	0	0	1	0	0	.000	.000	.000	0

## CAREER

Washington's top prospect for the third straight season...Enters 2019 cited by *Baseball America* as the "Best Defensive Outfielder," "Best Outfield Arm" and "Fastest Baserunner" in Washington's Minor League system...Has also gained notoriety for his ability to hit for average, and the excitement he brings to the field...Has appeared mainly in center field during his professional career.

## 2018

Began the season with Triple-A Syracuse...Suffered a hyperextended left elbow on April 10 and did not return to action until July 7...Was recalled by the Nationals on Sept. 4...Appeared in a career-high 21 Major League games...Clubbed his first Major League home run on Sept. 17 at Miami (Richards)...Went 16-for-51 (.314) with three doubles, one triple, three home runs, 10 RBI, two walks, three stolen bases and seven runs scored in 12 Major League starts...Finished the season strong, going 16-for-48 (.333) with seven extra-base hits (3 2B, 3B, 3 HR), 10 RBI and seven runs scored in his last 15 games of the season...In 12 games batting from the leadoff spot, hit .356/.400/.667...Recorded a career-high four hits on Sept. 26 vs. Miami, going 4-for-5 with a double, home run, a career-high five RBI...Played for Aguilas Cibaenas of the Dominican Winter League following the season...Hit .265 (26-for-98) with two doubles, one homer, six RBI, 11 walks and 15 runs scored in 25 games.

## 2017

Hit .300 with 37 doubles, eight triples, 10 HR, 47 RBI, 27 SB and 73 runs scored in 114 games... Ranked among Washington Minor Leaguers in average (4th, .300) and stolen bases (2nd, 27)...Was tied for 11th in MiLB with 37 doubles...Had his contract selected on Sept. 7... Made his MLB debut that night vs. PHI...Tallied first MLB hit on Sept. 10 vs. PHI...Went 5-for-18 (.278) with a double, two triples, four RBI in five Major League starts...Hit .244 (10-for-41) with three homers in 13 games for Mesa of the Arizona Fall League.

## AWARDS AND HONORS

- 2019..... Washington's No. 1 prospect, per *Baseball America*
- 2018..... Washington's No. 1 prospect, per *Baseball America*
- 2017..... MiLB.com Organization All-Star
- 2017..... Arizona Fall League Rising Stars Game MVP
- 2017..... *Baseball America* Single-A All-Star
- 2017..... Carolina League All-Star (post-season)
- 2017..... SiriusXM All-Star Futures Game at MIA
- 2017..... Carolina League All-Star (mid-season)
- 2017..... Washington's No. 1 prospect, per *Baseball America*
- 2016..... South Atlantic League All-Star (mid-season)
- 2016..... MiLB.com Organization All-Star
- 2015..... MiLB.com Organization All-Star
- 2015..... *Baseball America* short-season Single-A All-Star
- 2016..... Washington's No. 3 prospect, per *Baseball America*
- 2015..... New York-Penn League Player of the Week (June 27)





**2016**

Hit .280 with 17 doubles, eight triples, nine home runs, 42 RBI, 32 walks, 37 stolen bases and 75 runs scored in 100 games...His 37 stolen bases ranked third among Nationals farmhands...Following the season, was cited by *Baseball America* as the No. 3 prospect in the Carolina League.

**2015**

Led Washington's Minor League system in hitting (.352) while ranking fifth in stolen bases (24)...Posted a .445 OBP and a .507 SLG.

**2014**

Ranked 10th in the Dominican Summer League with a .484 slugging percentage.

**PERSONAL**

Victor Enrique Robles

ROBLES

**CAREER TRANSACTIONS**

2013 ..... Signed as a non-drafted free agent, July 2.

**SIGNED BY**

Carlos Ulloa (Nationals)

**CAREER FIELDING**

YEAR / POS.	PCT.	G	PO	A	E	TC	DP
2018 / CF	1.000	14	26	1	0	27	0
2018 / LF	1.000	2	6	0	0	6	0
2018 / RF	1.000	2	1	0	0	1	0
CAREER / CF	1.000	17	30	1	0	31	0
CAREER / RF	1.000	8	11	1	0	12	1
CAREER / LF	1.000	4	6	0	0	6	0

**CAREER BESTS**

SINGLE-GAME HITS	4, 9/26/18 vs. MIA
SINGLE-GAME RBI	5, 9/26/18 vs. MIA
HITTING STREAK	6 games, 9/16/18 - 9/23/18
MULTI-HR GAMES	None
CAREER GRAND SLAMS	None
CAREER PINCH HOMERS	None
CAREER WALK-OFF HOMERS	None



NATIONALS PARK  
COMMUNITY RELATIONS  
DREAM FOUNDATION  
YOUTH BASEBALL ACADEMY  
FRONT OFFICE OWNERSHIP  
MANAGER | COACHING STAFF

PLAYERS

2018 IN REVIEW

HISTORY AND RECORDS

SCOUTING | RESEARCH | PLAYER DEV.

MEDIA





# TREVOR ROSENTHAL 44

**RHP**

**BATS:** RIGHT      **BORN:** 5/29/90 Lee's Summit, MO  
**THROWS:** RIGHT      **'19 OPENING DAY AGE:** 28  
**HEIGHT:** 6'2"      **MLB SERVICE:** 5.058  
**WEIGHT:** 220      **ACQUIRED:** Signed as a free agent, Nov. 3, 2018.

[@TrevRosenthal](#)

## ROSENTHAL CAREER RECORD

YEAR	CLUB	W	L	ERA	G	GS	CG	SHO	SV	IP	H	R	ER	HR	HB	BB	SO	SO/9	WP	BK	BAA
2009	GCL Cardinals	4	1	4.88	14	0	0	0	0	24.0	25	17	13	0	4	10	26	9.8	3	1	.269
2010	Johnson City	3	0	2.25	10	6	0	0	1	32.0	23	10	8	1	2	7	30	8.4	0	1	.200
2011	Quad Cities	7	7	4.11	22	22	1	0	0	120.1	111	62	55	7	13	39	133	9.9	7	0	.247
2012	Springfield	8	6	2.78	17	17	0	0	0	94.0	67	33	29	6	2	37	83	7.9	5	1	.202
	Memphis	0	0	4.20	3	3	0	0	0	15.0	11	7	7	1	2	5	21	12.6	1	0	.208
	St. Louis	0	2	2.78	19	0	0	0	0	22.2	14	7	7	2	1	7	25	9.9	1	0	.175
2013	St. Louis	2	4	2.63	74	0	0	0	3	75.1	63	25	22	4	6	20	108	12.9	3	0	.223
2014	St. Louis	2	6	3.20	72	0	0	0	45	70.1	57	25	25	2	4	42	87	11.1	1	1	.223
2015	St. Louis	2	4	2.10	68	0	0	0	48	68.2	62	16	16	3	1	25	83	10.9	7	0	.238
2016	St. Louis	2	4	4.46	45	0	0	0	14	40.1	48	22	20	3	3	29	56	12.5	0	0	.293
2017	St. Louis	3	4	3.40	50	0	0	0	11	47.2	37	20	18	3	2	20	76	14.4	2	0	.210
2018										DID NOT PITCH / Injured											
<b>MINORS TOTALS</b>		22	14	3.53	66	48	1	0	1	285.1	237	129	112	15	23	98	293	9.2	16	3	.227
<b>MLB TOTALS</b>		11	24	2.99	328	0	0	0	121	325.0	281	115	108	17	17	143	435	12.1	14	1	.231

## CAREER BATTING RECORD

YEAR	CLUB	AVG	G	AB	R	H	TB	2B	3B	HR	RBI	SH	SF	HP	BB	SO	SB	CS	OBP	SLG	OPS	E
2018										DID NOT PITCH / Injured												
<b>MLB TOTALS</b>		.000	312	4	0	0	0	0	0	0	0	0	0	0	0	0	0	0	.000	.000	.000	0

## 2012 POSTSEASON

RD.	CLUB, OPP.	W	L	ERA	G	GS	CG	SHO	SV	IP	H	R	ER	HR	HB	BB	SO	SO/9	WP	BK	BAA
NLDS	STL vs. WSH	0	0	0.00	3	0	0	0	0	3.1	1	0	0	0	0	0	6	16.2	0	0	.091
NLCS	STL vs. SFG	0	0	0.00	4	0	0	0	0	5.1	1	0	0	0	0	2	9	15.2	0	0	.059
<b>TOTALS</b>		0	0	0.00	7	0	0	0	0	8.2	2	0	0	0	0	2	15	15.6	0	0	.071

## 2013 POSTSEASON

RD.	CLUB, OPP.	W	L	ERA	G	GS	CG	SHO	SV	IP	H	R	ER	HR	HB	BB	SO	SO/9	WP	BK	BAA
NLDS	STL vs. PIT	0	0	0.00	2	0	0	0	1	2.0	1	0	0	0	0	1	2	9.0	0	0	.143
NLCS	STL vs. LAD	0	0	0.00	4	0	0	0	2	5.0	2	0	0	0	0	1	7	12.6	0	0	.133
WS	STL vs. BOS	1	0	0.00	4	0	0	0	1	4.2	1	0	0	0	0	1	9	17.4	0	1	.067
<b>TOTALS</b>		1	0	0.00	10	0	0	0	4	11.2	4	0	0	0	0	3	18	13.9	0	1	.108

## 2014 POSTSEASON

RD.	CLUB, OPP.	W	L	ERA	G	GS	CG	SHO	SV	IP	H	R	ER	HR	HB	BB	SO	SO/9	WP	BK	BAA
NLDS	STL vs. LAD	0	0	3.00	3	0	0	0	3	3.0	5	1	1	0	0	1	4	12.0	0	0	.357
NLCS	STL vs. SFG	0	0	13.50	1	0	0	0	0	0.2	2	1	1	0	0	2	1	13.5	1	0	.500
<b>TOTALS</b>		0	0	4.91	4	0	0	0	3	3.2	7	2	2	0	0	3	5	12.3	1	0	.389

## 2015 POSTSEASON

RD.	CLUB, OPP.	W	L	ERA	G	GS	CG	SHO	SV	IP	H	R	ER	HR	HB	BB	SO	SO/9	WP	BK	BAA
NLDS	STL vs. CHC	0	0	0.00	2	0	0	0	0	2.0	2	0	0	0	0	3	4	18.0	0	0	.250
<b>TOTALS</b>		0	0	0.00	2	0	0	0	0	2.0	2	0	0	0	0	3	4	18.0	0	0	.250

## ALL-STAR GAME RECORD

YEAR	CLUB, OPP.	W	L	ERA	G	GS	CG	SHO	SV	IP	H	R	ER	HR	HB	BB	SO	SO/9	WP	BK	BAA
2015	NL at CIN									DID NOT PITCH											

## CAREER

A six-year veteran, Rosenthal signed a one-year contract with Washington on November 3, 2018...He posted a 2.99 ERA and 121 saves in 328 appearances across six Major League seasons with the St. Louis Cardinals from 2012-17...A National League All-Star in 2015, he led Major League Baseball with 93 saves during the 2014 and 2015 seasons...From his first full professional season in 2013-17, he was one of six Major League pitchers to record at least 120 saves and strike out at least 400 batters.



**2018**  
Missed the entire season while recovering from right-elbow surgery.

**2017**  
Went 3-4 with a 3.40 ERA and 76 strikeouts in 47.2 innings pitched while converting 11 of 13 save opportunities...He underwent "Tommy John" ligament-replacement surgery on Aug. 30.

**2016**  
Converted 14-of-18 save opportunities for St. Louis...His 14 saves ranked second on the team...Recorded his 100th career save vs. Chicago (NL) on April 20, striking out all three batters faced, and became the youngest Cardinals pitcher and eighth in Major League history to reach 100 saves at 25 years, 10 months, 22 days...Ranked third among National League relief pitchers with a 12.50 strikeouts per 9.0 innings, fanning 56 batters in 40.1 IP.

**2015**  
Set the Cardinals single-season saves mark with 48, a career best and second in both the Majors and the National League...He became the first Cardinals pitcher in history to post consecutive 45-save seasons and just the seventh pitcher in MLB history to do so behind Eric Gagne 2002-04 (3), John Smoltz 2002-03, Francisco Rodriguez 2005-06, Jim Johnson 2012-13, Greg Holland 2013-14 and Craig Kimbrel 2013-14...Pitched 1.0 scoreless inning in both Games 1 and 4 of the NLDS vs. Chicago.

**2014**  
Served as the Cardinals' primary closer in just his second full season in the majors...His 45 saves ranked second in the National League, fourth in MLB...Struck out 87 batters, in 70.1 IP, good for sixth among National League relievers...Made four postseason appearances...Was 3-for-4 in save opportunities and became the eighth pitcher in Major League history to save all three victories of a Division Series...His three saves ranked third behind Greg Holland (7, KC) and Santiago Casilla (4, SFG) for most in the 2014 postseason.

**2013**  
His 74 appearances led all Cardinals pitchers and ranked T10th in the National League...His 108 strikeouts ranked third among National League relievers, behind Aroldis Chapman (112) and Kenley Jansen (111)...Earned first Major League victory tossing 2.0 innings with a season-high four strikeouts on June 9 vs. Cincinnati...Recorded his first Major League save on Sept. 23 as a part of three consecutive saves, all against Washington...Made 10 relief appearances during the postseason and did not allow a run across 11.2 innings pitched, while nailing down 4-of-5 save opportunities and allowing just four hits while striking out 18 of 40 total batters faced...His four saves were tied for fourth all-time among MLB postseason relievers...Earned the win in Game 3 of the World Series vs. Boston on Oct. 26.

**2012**  
Enjoyed three stints with the Major League club, including a final recall on Aug.29 where he remained in St. Louis the rest of the season...Made his Major League debut at Milwaukee on July 18, throwing a scoreless inning with two strikeouts...Recorded scoreless outings in 15 of his 19 appearances...Struck out 15 batters over 8.2 scoreless innings in the postseason across seven appearances...His 15 strikeouts were the most strikeouts by any postseason relief pitcher in 2012 and were tied for third most all-time by a rookie, trailing only Francisco Rodriguez in 2002 (28, 11 G) and Jose Contreras in 2008 (18, 8 G).

**2011**  
Made 22 starts for Single-A Quad Cities where he spent the entire season...He was named to the Midwest League All-Star team and was the starting pitcher for the West All-Stars throwing a perfect first inning...Earned the win in the Midwest League Championship Game throwing 6.0 innings and allowing three runs while striking out seven vs. Lansing on Sept. 17.

**2010**  
Appeared in 10 games (6 starts) for the rookie-level Johnson City Cardinals...He won seven consecutive decisions dating back to July 2009.

**2009**  
Began his professional career with the Gulf Coast League Cardinals on July 9...Led the club with four wins.

**PERSONAL**  
Trevor Jordan Rosenthal...Attended Lee's Summit West (MO) High School...Attended Cowley County (KS) Community College...Resides in Des Peres, Mo. with his wife Lindsey and their daughters, Chloe Elizabeth and Adalyn Grace.

**AWARDS AND HONORS**

- 2015..... National League All-Star at CIN
- 2013..... *Baseball America* Major League All-Rookie Team (NL)
- 2013..... St. Louis' No. 4 prospect, per *Baseball America*
- 2012..... Texas League All-Star (mid-season)
- 2012..... St. Louis' No. 11 prospect, per *Baseball America*
- 2011..... Texas League All-Star (mid-season)
- 2011..... Midwest League All-Star (mid-season)
- 2011..... Midwest League Pitcher of the Week (July 25)

**CAREER TRANSACTIONS**

2009 ..... Selected by STL in the 21st round of the First-Year Player Draft.  
2018 ..... Signed with Washington as free agent, Nov. 3.

**SIGNED BY**

Aaron Looper (Cardinals)

**CAREER FIELDING**

YEAR / POS.	PCT	G	PO	A	E	TC	DP
2018 / P			DID NOT PITCH / Injured				
Career / P	.946	328	13	22	2	37	1

ROSENTHAL





# JOE ROSS

RHP

BATS: RIGHT

BORN: 5/21/93 Berkeley, CA

THROWS: RIGHT

'19 OPENING DAY AGE: 25

HEIGHT: 6'4"

MLB SERVICE: 3.067

WEIGHT: 220

**ACQUIRED:** Acquired by Washington with a player to be named (INF Trea Turner) from San Diego in exchange for OF Steven Souza Jr. and LHP Travis Ott, both of whom went to Tampa Bay. San Diego acquired OF Wil Myers, C Ryan Hanigan, LHP Jose Castillo and RHP Gerardo Reyes from Tampa Bay. Tampa Bay acquired C Rene Rivera, 1B Jake Bauers, and RHP Burch Smith from San Diego, Dec. 14, 2014.

@\_jross21

@JoeRoss21

## ROSS CAREER RECORD

YEAR	CLUB	W	L	ERA	G	GS	CG	SHO	SV	IP	H	R	ER	HR	HB	BB	SO	SO/9	WP	BK	BAA
2011	AZL Padres	0	0	0.00	1	0	0	0	0	1.0	2	0	0	0	1	0	0	0.0	0	0	.400
2012	Fort Wayne	0	2	6.26	6	6	0	0	0	27.1	33	21	19	2	0	11	27	8.9	0	0	.297
	AZL Padres	0	0	13.50	1	1	0	0	0	0.2	2	1	1	0	0	2	1	13.5	0	0	.500
	Eugene	0	2	2.03	8	8	0	0	0	26.2	16	6	6	1	1	9	28	9.5	3	0	.178
2013	Fort Wayne	5	8	3.75	23	23	0	0	0	122.1	124	55	51	7	5	40	79	5.8	4	0	.267
2014	Lake Elsinore	8	6	3.98	19	19	0	0	0	101.2	101	52	45	6	7	28	87	7.7	3	0	.256
	San Antonio	2	0	3.60	4	3	0	0	0	20.0	23	8	8	2	0	1	19	8.6	2	0	.277
2015	Harrisburg	2	2	2.81	9	9	0	0	0	51.1	46	18	16	3	3	12	54	9.5	1	0	.246
	Washington	5	5	3.64	16	13	0	0	0	76.2	64	33	31	7	2	21	69	8.1	1	0	.223
	Syracuse	3	1	2.19	5	5	0	0	0	24.2	15	6	6	2	0	7	15	5.5	2	0	.174
2016	Washington	7	5	3.43	19	19	0	0	0	105.0	108	43	40	9	6	29	93	7.9	2	0	.269
	Hagerstown*	0	0	0.00	1	1	0	0	0	3.0	2	0	0	0	0	3	9.0	1	0	0	.182
	Syracuse*	0	2	4.35	4	4	0	0	0	10.1	14	5	5	1	0	1	9	7.8	0	0	.318
	Syracuse	2	2	4.88	5	5	0	0	0	27.2	33	16	15	3	0	8	22	7.2	3	0	.297
	Washington	5	3	5.01	13	13	0	0	0	73.2	88	44	41	16	1	20	68	8.3	2	0	.297
2018	GCL Nationals*	0	0	0.00	2	2	0	0	0	6.0	0	0	0	0	0	3	8	12.0	0	0	.000
	Potomac*	0	0	0.00	1	1	0	0	0	3.2	1	0	0	0	2	1	1	2.5	0	0	.083
	Harrisburg*	0	1	5.40	1	1	0	0	0	5.0	4	3	3	1	1	0	6	10.8	0	0	.211
	Syracuse*	2	0	3.09	2	2	0	0	0	11.2	12	4	4	0	0	4	4	3.1	0	0	.250
	Washington	0	2	5.06	3	3	0	0	0	16.0	17	10	9	3	2	4	7	3.9	0	0	.274
<b>MINORS TOTALS</b>		24	26	3.64	92	90	0	0	0	443.0	428	195	179	28	20	127	363	7.4	19	0	.254
<b>MLB TOTALS</b>		17	15	4.01	51	48	0	0	0	271.1	277	130	121	35	11	74	237	7.9	5	0	.265

\* - Rehab assignment

## CAREER BATTING RECORD

YEAR	CLUB	AVG	G	AB	R	H	TB	2B	3B	HR	RBI	SH	SF	HP	BB	SO	SB	CS	OBP	SLG	OPS	E
2018	Washington	.000	3	5	0	0	0	0	0	0	0	0	0	0	0	3	0	0	.000	.000	.000	0
<b>MLB TOTALS</b>		.179	61	106	5	19	23	4	0	0	2	5	0	1	4	45	0	0	.216	.217	.433	2

## 2016 POSTSEASON

RD.	CLUB, OPP	W	L	ERA	G	GS	CG	SHO	GF	SV	IP	H	R	ER	HR	HB	BB	SO	WP	BK	BAA
NLDS	WSH vs. LAD	0	0	13.50	1	1	0	0	0	0	2.2	3	4	4	1	2	2	3	0	0	.269
<b>TOTALS</b>		0	0	13.50	1	1	0	0	0	0	2.2	3	4	4	1	2	2	3	0	0	.269

## CAREER

Tall, athletic right-handed pitcher with smooth mechanics and a downhill delivery that deceives hitters, especially righties...Uses a power sinking two-seam fastball and a sharp slider to get batters out...Commands the strike zone, having issued just 74 walks and posting a 3.20 strikeout-to-walk ratio during his first four big league seasons...Displays composure and mound presence beyond his years...Burst on the Major League scene in 2015 after being acquired as part of a three-team deal, that also yielded infielder Trea Turner in December of 2014.

## 2018

Made his return to the mound after rehabing from "Tommy John" ligament replacement surgery in July 2017...Began his rehab outings on Aug. 6 and returned to active roster on Sept. 4...Made six rehab starts, going 2-1 with a 2.39 ERA between the Gulf Coast League, Single-A Potomac, Double-A Harrisburg and Triple-A Syracuse...His first Major League start of the 2018 season came on Sept. 13 vs. New York (NL)...He threw 5.0 IP of two-run ball, giving up four hits and walking two...Made his final start of the season on Sept. 28.

## AWARDS AND HONORS

- 2014..... San Diego's No. 4 prospect, per *Baseball America*
- 2014..... California League All-Star (mid-season)
- 2014..... California League Pitcher of the Week (May 5)
- 2013..... Midwest League All-Star (mid-season)
- 2013..... Midwest League Pitcher of the Week (April 15)

## ROOKIE Ks

### MOST STRIKEOUTS BY A ROOKIE IN A SINGLE GAME NATIONALS HISTORY (2005-present)

RK.	DATE	PITCHER	OPPONENT	LOCATION	STRIKEOUTS
1.	6/8/2010	Stephen Strasburg	Pittsburgh Pirates	Nationals Park	14
T2.	4/17/2008	John Lannan	New York Mets	Shea Stadium	11
T2.	6/19/2015	Joe Ross	Pittsburgh Pirates	Nationals Park	11
T2.	8/18/2016	Reynaldo Lopez	Atlanta Braves	Turner Field	11
5.	6/18/2010	Stephen Strasburg	Chicago White Sox	Nationals Park	10



**2017**

Had his third season in Washington cut short after undergoing "Tommy John" ligament replacement surgery in July...Made his final start of the season on July 9 vs. ATL...In previous four starts, was 2-1 with a 2.36 ERA (7 ER/26.2 IP), 22 strikeouts and eight walks...Struck out a career-high 12 batters on June 8 vs. BAL...Matched a career high with 8.0 innings on May 23 vs. SEA (8.0 IP, 5 H, ER, 6 SO)...Opened the season by receiving 62 runs of support, the most in MLB history through a pitcher's first four starts of the season, per *Elias*...His 10.14 average run support would have been first in MLB, if qualified...Opened the season with Triple-A Syracuse, but was recalled on April 19...Was optioned to Triple-A Syracuse on May 1 before being recalled on May 23.

**2016**

Began the season in Washington's rotation before being placed on the disabled list on July 3...Missed 66 games due to right shoulder inflammation...Posted a 2.79 ERA (3 ER/9.2 IP) with 14 strikeouts against just three walks in three games after reinstatement on Sept. 18...Posted a 19.2 scoreless innings streak from April 10 to April 30, the longest of any Washington pitcher and 13th-longest in the NL in 2016...Struck out 28 batters against just four walks (7.0 strikeout-to-walk ratio) over his five starts prior to his DL stint...Surrendered a home run to Nick Castellanos on May 10 vs. DET, the first home run he had allowed in 160 at bats, a streak that dated to August, 2015...He entered that game as the only qualified (3.09 batters faced/ team game) starting pitcher in MLB to not allow a home run to that point in 2016, and, via the *Elias Sports Bureau*, his 160 at-bat streak was the third longest in MLB at that time behind only CIN's RHP Blake Wood (174 at-bats) and BOS's RHP Carson Smith (172 at-bats)...Ross made his first Postseason appearance, starting Game 4 of the NLDS at Los Angeles.

**2015**

In first season in Washington's system, started at Double-A Harrisburg before having his contract selected on June 6 and made his MLB debut that day vs. CHI (5.0 IP, 6 H, 3 ER, 4 SO)...Solidified with his next two starts, June 13 at MIL (8.0 IP, 7 H, 2 R, 2 ER, BB, 8 SO) and June 19 vs. PIT (7.1 IP, 6 H, R, ER, BB, 11 SO)...With that 11 K effort, Ross became just the third rookie to strike out at least 10 batters in a game in Nationals history, joining RHP Stephen Strasburg (14 - 6/8/10; 10 - 6/18/10) and LHP John Lannan (11- 4/7/08)...Allowed three or fewer earned runs in his first seven career starts, tying LHP Micah Bowie (7 GS, 5/20-6/22/2007) for the second-longest such streak by a starting pitcher to begin a career in Nationals history (2005-present)...Made 13 starts before moving to the bullpen for the final three weeks of the season...Ranked among National League rookie starting pitchers (min. 13 GS) in on-base percentage (2nd, .280), WHIP (3rd, 1.11), fewest walks (4th, 21), strikeout-to-walk ratio (5th, 3.29) and strikeouts per nine innings (8th, 8.10)...Set a Nationals record (2005-present) by starting his career facing 51 consecutive batters before issuing his first walk (June 13 at MIL - A. Lind)...Prior to Yasiel Puig's home run on August 11 at LAD, Ross faced 100 right-handed batters before surrendering an extra base hit...Right-handed batters hit just .172 (26-for-151) with one double, one triple, three home runs, 14 RBI, six walks and 42 strikeouts...When promoted, Ross ranked among Eastern League pitchers in ERA (T10th, 2.81) and strikeouts (4th, 54)...His 54 strikeouts led Washington Minor Leaguers while his 2.81 ERA was good for fourth...Was rated by *Baseball America* as the No. 8 prospect in the Eastern League following the season...He entered the season rated as the No. 96 prospect in all of baseball...Prior to being traded to the Nationals, was rated by *Baseball America* as the No. 4 prospect in San Diego's chain.

**2014**

Earned an invite to San Diego's Major League Spring Training...Went a combined 10-6 with a 3.92 ERA in 23 games (22 starts) between Single-A Lake Elsinore and Double-A San Antonio...While with Lake Elsinore, he was named a California League mid-season All-Star and CL Pitcher of the Week on May 5...He was promoted to Double-A in mid-July...Following the season, was rated by *Baseball America* as the No. 6 prospect in the Single-A California League...Entered the season rated as the No. 10 prospect in San Diego's chain, per *Baseball America*.

**2013**

Spent the entire season with Single-A Fort Wayne, making a career-high 23 starts...Was named a Midwest League All-Star (mid-season) and Pitcher of the Week on April 15...Following the season, was rated by *Baseball America* as the No. 14 prospect in the Midwest League.

**2012**

In his first full professional season, appeared in 15 games (15 starts) between Single-A Fort Wayne, Single-A Eugene and the AZL Padres...Entered the season rated as the No. 10 prospect in San Diego's chain, per *Baseball America*.

**PERSONAL**

Joseph Andrew Ross...Attended Bishop O'Dowd High School in Oakland, Calif...Went 5-4 with a 0.92 ERA during his senior season...Committed to play baseball at UCLA before signing with the San Diego Padres following the 2011 First-Year Player Draft...Older brother, Tyson, has appeared in 196 Major League games for Oakland (2010-12) and San Diego (2013-16, 2018), Texas (2017) and St. Louis (2018).

**CAREER TRANSACTIONS**

**2011** ..... Selected by SDP in first round (No. 25 overall) of First-Year Player Draft.  
**2014** ..... Acquired by Washington with a player to be named (INF Trea Turner) from SDP in exchange for OF Steven Souza Jr. and LHP Travis Ott, both of whom went to TBR.  
 SDP acquired OF Wil Myers, C Ryan Hanigan, LHP Jose Castillo and RHP Gerardo Reyes from TBR. TBR acquired C Rene Rivera, 1B Jake Bauers, and RHP Burch Smith from SDP, Dec. 14.

**SIGNED BY**

Noah Jackson (Padres)

**CAREER FIELDING**

YEAR / POS.	PCT	G	PO	A	E	TC	DP
2018 / P	1.000	3	3	2	0	5	1
Career / P	.962	51	14	36	2	52	2

**CAREER BESTS**

LONGEST START.....	8.0 IP, 2x; Last: 5/23/17 vs. SEA
WINNING STREAK.....	4 games, 5/26/16 - 6/27/16
MOST SINGLE-GAME K'S.....	12, 6/8/17 vs. BAL
CAREER 10-K GAMES (2).....	6/8/17 vs. BAL (12) 6/19/15 vs. PIT (11)
HOME RUNS HIT.....	None

ROSS





# ADRIÁN SANCHEZ

# S

**INF**
**BATS:** RIGHT

**BORN:** 8/16/90 Maracaibo, VEN

**THROWS:** RIGHT

**'19 OPENING DAY AGE:** 28

**HEIGHT:** 6'0"

**MLB SERVICE:** 0.160

**WEIGHT:** 199

**ACQUIRED:** Signed as a non-drafted free agent, Jan. 21, 2007

 [adriansnz](#)
**SANCHEZ CAREER RECORD**

YEAR	CLUB	AVG	G	AB	R	H	TB	2B	3B	HR	RBI	SH	SF	HP	BB	SO	SB	CS	OBP	SLG	OPS	E
2007	DSL Nationals	.269	42	145	21	39	55	11	1	1	19	4	0	7	12	25	4	3	.354	.379	.733	13
2008	DSL Nationals	.282	58	227	40	64	88	13	1	3	32	4	4	3	19	36	21	3	.340	.388	.728	7
2009	GCL Nationals	.246	24	65	13	16	23	7	0	0	5	4	2	0	3	6	3	0	.271	.354	.625	8
2010	GCL Nationals	.378	29	119	23	45	64	10	0	3	21	3	1	2	2	15	4	2	.395	.538	.933	8
	Hagerstown	.317	25	104	15	33	37	1	0	1	15	1	0	2	0	18	0	2	.330	.356	.686	8
2011	Hagerstown	.262	131	538	75	141	190	30	5	3	51	8	4	10	17	71	25	12	.295	.353	.648	20
2012	Potomac	.269	101	375	46	101	136	20	3	3	32	8	1	5	11	59	25	16	.298	.363	.661	10
2013	Potomac	.241	120	428	43	103	128	14	4	1	42	10	2	6	17	61	8	4	.278	.299	.577	18
2014	Potomac	.271	29	96	6	26	31	3	1	0	9	0	3	2	5	14	4	1	.311	.323	.634	6
	Harrisburg	.223	89	269	34	60	75	6	0	3	29	1	2	3	23	42	7	3	.290	.279	.569	11
2015	Harrisburg	.246	59	179	21	44	60	11	1	1	15	3	1	0	11	22	3	2	.288	.335	.623	6
	Potomac	.343	19	67	10	23	31	5	0	1	6	1	0	0	5	6	5	1	.389	.463	.852	0
	GCL Nationals	.455	4	11	3	5	8	0	0	1	1	0	0	0	0	1	1	.455	.727	1.182	0	
2016	Harrisburg	.254	97	299	24	76	99	17	3	0	25	4	3	5	14	42	6	1	.296	.331	.627	6
	Syracuse	.216	14	51	4	11	12	1	0	0	3	0	0	0	1	7	1	0	.231	.235	.466	4
2017	Harrisburg	.250	5	16	4	4	7	0	0	1	3	0	0	0	1	3	0	0	.294	.438	.732	1
	Syracuse	.244	72	258	37	63	92	15	1	4	18	2	3	1	19	47	4	1	.295	.357	.652	13
	Washington	.288	34	71	6	19	26	7	0	0	11	2	0	1	1	25	0	2	.288	.366	.654	1
	Syracuse	.234	70	269	21	63	94	15	2	4	27	3	4	3	16	42	10	6	.281	.349	.630	9
2018	Washington	.276	28	58	8	16	20	2	1	0	3	0	0	0	1	8	0	0	.288	.345	.633	0
	GCL Nationals	.467	5	15	7	7	14	2	1	1	4	0	0	0	1	1	2	0	.500	.933	1.433	0
	<b>MINORS TOTALS</b>	.261	994	3536	447	924	1244	181	23	31	357	56	30	49	177	518	133	58	.303	.352	.655	148
	<b>MLB TOTALS</b>	.271	62	129	14	35	46	9	1	0	14	2	0	1	2	33	0	2	.288	.357	.644	1

**CAREER**

Slick-fielding, versatile infielder has proved to be a valuable member of Washington's roster since making his MLB debut during the 2017 season...Appeared in more than 900 Minor League games across 11 professional seasons before making that Major League debut...Was signed as a 16-year-old by then Assistant General Manager, Mike Rizzo at a tryout camp in Maracaibo, Venezuela.

**2018**

Was first recalled on April 24 and eventually enjoyed four stints in D.C...Went 14-for-45 (.311) with two doubles, one triple, three RBI, one walk and seven runs scored in 13 Major League starts...Made appearances at second base (13 G) and third base (7 G)...Recorded a season-high three hits going 3-for-4 with two runs scored on Sept. 26 vs. Miami...Hit .246 with 17 doubles, three triples, five homers, 31 RBI, 17 walks, 12 stolen bases and 28 runs scored in 75 games between Triple-A Syracuse and the GCL Nationals...His 31 RBI were his most in a Minor League season since 2014...His five home runs matched a career-high.

**2017**

Appeared in 77 games between Double-A Harrisburg and Triple-A Syracuse, hitting .245 with 15 doubles, one triple, five homers, 21 RBI, 20 walks and 41 runs scored...Five home runs were a career high...Had his contract selected on June 30 and eventually enjoyed two stints in D.C...Made his MLB debut on June 30 at St. Louis (Def. Replacement)...Made his first start on July 3 vs. New York (NL)...Recorded his first MLB hit and scored the game-winning run, July 7 vs. Atlanta...Hit 12-for-39 (.308) with six doubles and nine RBI in his final 11 MLB starts...Played stellar defense, appearing at second base (10 G), shortstop (8 G), and third base (7 G)...Went 8-for-16 (.500) with three doubles, 10 RBI and one walk with runners in scoring position.

**2016**

Advanced to Triple-A Syracuse for the first time in his career...Played in 111 games, his most since 2014.

**2015**

Hit .280 with 16 doubles, one triple, three homers, 22 RBI and 34 runs scored in 82 games for Double-A Harrisburg, Single-A Potomac and the GCL Nationals.

**AWARDS AND HONORS**

- 2015..... Carolina League Player of the Week (June 29)
- 2012..... Washington's No. 28 prospect, per *Baseball America*
- 2011..... Washington's No. 17 prospect, per *Baseball America*

**2014**  
Advanced to Double-A Harrisburg for the first time after beginning the season with Single-A Potomac.

**2013**  
Spent the entire season with Single-A Potomac, his second full season in the Carolina League.

**2012**  
Advanced to Single-A Potomac for the first time in his career...Spent the entire season with the P-Nats.

**2011**  
Played in a career-high 131, setting career marks in nearly every offensive category...Many of those marks still stand entering 2018.

**2010**  
Began the season with the GCL Nationals before joining Single-A Hagerstown...Hit .350 with 11 doubles, four homers, 36 RBI and 38 runs scored in 54 games between the two stops.

**2009**  
Played 24 games in his first domestic season with the GCL Nationals.

**2008**  
Played his second professional season with the Dominican Summer League Nationals.

**2007**  
Debuted for the Dominican Summer League Nationals.

**PERSONAL**  
Adrian Arturo Sanchez...Resides in Barranquilla, Colombia with his wife, Dariela and daughter, Sara.

**CAREER TRANSACTIONS**

2007 ..... Signed as a non-drafted free agent, Jan. 21.

**SIGNED BY**

Mike Rizzo (Nationals)

**CAREER FIELDING**

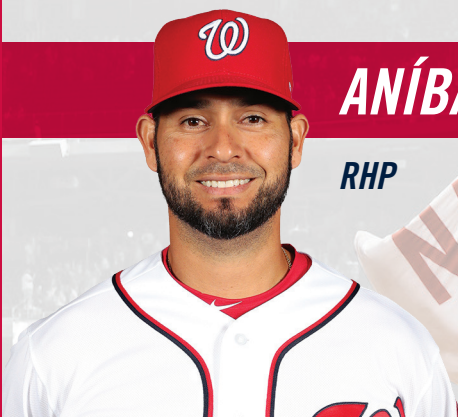
YEAR / POS.	PCT.	G	PO	A	E	TC	DP
2018 / 2B	1.000	13	14	13	0	27	3
2018 / 3B	1.000	7	2	3	0	5	1
CAREER / 2B	1.000	23	27	27	0	54	4
CAREER / 3B	1.000	14	3	16	0	19	4
CAREER / SS	.966	8	10	18	1	29	4

**CAREER BESTS**

SINGLE-GAME HITS	3, 3x, last 9/26/18 vs. MIA
SINGLE-GAME RBI	3, 8/26/17 vs. NYM
HITTING STREAK	5 games, 8/2/17 - 8/10/17
MULTI-HR GAMES	None
CAREER GRAND SLAMS	None
CAREER PINCH HOMERS	None
CAREER WALK-OFF HOMERS	None

SANCHEZ



**RHP****ANÍBAL SÁNCHEZ****19****BATS:** RIGHT**BORN:** 2/27/84 Maracay, VEN**THROWS:** RIGHT**'19 OPENING DAY AGE:** 35**HEIGHT:** 6'0"**MLB SERVICE:** 12.083**WEIGHT:** 209**ACQUIRED:** Signed as a free agent  
on Dec. 27, 2018**SÁNCHEZ CAREER RECORD**

YEAR	CLUB	W	L	ERA	G	GS	CG	SHO	SV	IP	H	R	ER	HR	HB	BB	SO	SO/9	WP	BK	BAA
2001	VSL Red Sox	4	3	3.19	24	1	0	0	3	53.2	40	23	19	0	0	23	64	10.7	0	1	
2002	VSL Red Sox	5	3	3.50	11	11	1	0	0	61.2	50	31	24	3	5	11	73	10.7	3	0	.222
2003																					
DID NOT PITCH / Injured																					
2004	Lowell	3	4	1.77	15	15	0	0	0	76.1	43	24	15	3	6	29	101	11.9	2	1	.160
2005	Wilmington	6	1	2.40	14	14	0	0	0	78.2	53	25	21	7	3	24	95	10.9	5	0	.187
	Portland	3	5	3.45	11	11	0	0	0	57.1	53	28	22	5	5	16	63	9.9	4	1	.244
2006	Carolina	3	6	3.15	15	15	2	1	0	85.2	82	41	30	7	2	27	92	9.7	4	0	.246
	Florida	10	3	2.83	18	17	2	1	0	114.1	90	39	36	9	4	46	72	5.7	4	1	.217
2007	Florida	2	1	4.80	6	6	0	0	0	30	43	17	16	3	2	19	14	4.2	3	0	.341
2008	GCL Marlins*	1	0	3.60	1	1	0	0	0	5.0	4	2	2	0	0	1	4	7.2	0	0	.250
	Jupiter*	0	0	1.80	2	2	0	0	0	10.0	7	2	2	0	0	4	9	8.1	0	0	.194
	Carolina*	1	0	3.46	2	2	1	0	0	13.0	12	5	5	0	0	5	12	8.3	1	0	.267
	Florida	2	5	5.57	10	10	0	0	0	51.2	54	35	32	7	6	27	50	8.7	1	0	.267
2009	Florida	4	8	3.87	16	16	0	0	0	86	84	39	37	10	1	46	71	7.4	0	1	.253
	Jupiter*	1	0	0.68	3	3	0	0	0	13.1	7	2	1	0	0	3	12	8.1	1	0	.156
	GCL Marlins*	0	0	3.38	1	1	0	0	0	2.2	3	1	1	0	0	2	0	0.0	1	0	.273
	Jacksonville*	1	0	2.61	2	2	0	0	0	10.1	5	3	3	1	0	3	8	7.0	0	0	.139
2010	Florida	13	12	3.55	32	32	1	1	0	195	192	89	77	10	7	70	157	7.2	7	0	.257
2011	Florida	8	9	3.67	32	32	3	2	0	196.1	187	85	80	20	5	64	202	9.3	4	5	.250
2012	Miami	5	7	3.94	19	19	0	0	0	121	119	59	53	12	2	33	110	8.2	4	1	.259
	Detroit	4	6	3.74	12	12	1	1	0	74.2	81	36	31	8	3	15	57	6.9	3	0	.275
2013	Detroit	0	0	0.00	1	0	0	0	0	1.2	2	0	0	0	0	0	0	0.0	0	0	.333
	Detroit	14	8	2.57	29	29	1	1	0	182	156	56	52	9	2	54	202	10	7	0	.229
2014	Detroit	8	5	3.43	22	21	0	0	0	126	108	55	48	4	3	30	102	7.3	5	0	.228
2015	Detroit	10	10	4.99	25	25	1	1	0	157	152	89	87	29	1	49	138	7.9	5	3	.252
2016	Detroit	7	13	5.87	35	26	0	0	0	153.1	171	108	100	30	5	53	135	7.9	7	2	.285
2017	Detroit	3	7	6.41	28	17	0	0	0	105.1	139	81	75	26	4	29	104	8.9	5	1	.313
	Toledo	0	2	4.60	4	4	0	0	0	15.2	17	9	8	3	0	5	20	11.5	0	0	.270
	West Michigan*	0	1	6.75	1	1	0	0	0	4.0	5	3	3	0	0	2	3	6.8	0	0	.333
2018	Atlanta	7	6	2.83	25	24	0	0	0	136.2	106	48	43	15	4	42	135	8.9	4	0	.213
	Gwinnett*	0	1	10.80	2	2	0	0	0	6.2	9	8	8	2	0	4	9	12.2	0	0	.333
<b>MINORS TOTALS</b>		19	20	2.86	74	73	3	1	0	380.1	302	153	121	28	16	125	428	10.1	18	2	.235
<b>MLB TOTALS</b>		97	100	3.99	309	286	9	7	0	1729.1	1682	836	767	192	49	577	1549	8.1	59	14	.254

\* - Rehab Assignment

**CAREER BATTING RECORD**

YEAR	CLUB	AVG	G	AB	R	H	TB	2B	3B	HR	RBI	SH	SF	HP	BB	SO	SB	CS	OBP	SLG	OPS	E
2018	Atlanta	.024	25	41	0	1	1	0	0	0	0	2	0	0	1	25	0	0	.048	.024	.072	2
<b>MLB TOTALS</b>		.078	298	294	7	23	26	1	2	0	7	33	0	0	17	145	0	0	.129	.088	.217	25

**2012 POSTSEASON**

RD.	CLUB, OPP.	W	L	ERA	G	GS	CG	SHO	SV	IP	H	R	ER	HR	HB	BB	SO	SO/9	WP	BK	BAA
ALDS	DET vs. OAK	0	1	2.84	1	1	0	0	0	6.1	5	2	2	1	0	2	3	4.3	0	0	.227
ALCS	DET vs. NYY	1	0	0.00	1	1	0	0	0	7.0	3	0	0	0	0	3	7	9.0	0	0	.125
WS	DET vs. SFG	0	1	2.57	1	1	0	0	0	7.0	6	2	2	0	0	1	8	10.3	1	0	.222
<b>TOTALS</b>		1	2	1.77	3	3	0	0	0	20.1	14	4	4	1	0	6	18	8.0	1	0	.192

**2013 POSTSEASON**

RD.	CLUB, OPP.	W	L	ERA	G	GS	CG	SHO	SV	IP	H	R	ER	HR	HB	BB	SO	SO/9	WP	BK	BAA
ALDS	DET vs. OAK	0	1	10.38	1	1	0	0	0	4.1	8	6	5	3	0	2	6	12.5	0	0	.381
ALCS	DET vs. BOS	1	1	2.25	2	2	0	0	0	12.0	9	4	3	1	0	6	17	12.8	3	0	.196
<b>TOTALS</b>		1	2	4.41	3	3	0	0	0	16.1	17	10	8	4	0	8	23	12.7	3	0	.254



**2014 POSTSEASON**

RD.	CLUB, OPP.	W	L	ERA	G	GS	CG	SHO	SV	IP	H	R	ER	HR	HB	BB	SO	SO/9	WP	BK	BAA
ALDS	DET vs. BAL	0	0	0.00	1	0	0	0	0	2.0	0	0	0	0	0	0	2	9.0	0	0	.000
<b>TOTALS</b>		0	0	0.00	1	0	0	0	0	2.0	0	0	0	0	0	0	2	9.0	0	0	.000

**2018 POSTSEASON**

RD.	CLUB, OPP.	W	L	ERA	G	GS	CG	SHO	SV	IP	H	R	ER	HR	HB	BB	SO	SO/9	WP	BK	BAA
NLDS	ATL vs. LAD	0	1	5.79	1	1	0	0	0	4.2	5	3	3	2	0	1	3	5.8	0	0	.263
<b>TOTALS</b>		0	1	5.79	1	1	0	0	0	4.2	5	3	3	2	0	1	3	5.8	0	0	.263

**CAREER**

A veteran right-hander, Sánchez is 97–100 with a 3.99 ERA in 309 games (286 starts)...Joined Washington on a two-year contract after 13 Major League seasons with the Florida/Miami Marlins (2006–12), Detroit Tigers (2012–17) and Atlanta Braves (2017–18)...He led the American League with a 2.57 ERA in 2013...His 1729.1 innings pitched in his career are fourth-most by a Venezuelan-born pitcher in Major League history...Tossed a no-hitter on Sept. 6, 2006 vs. Arizona... Sánchez has appeared in eight Postseason games (seven starts), including three starts for the Detroit Tigers as they advanced to the 2012 World Series... He is 2–5 with a 3.12 ERA (15 ER/43.1 IP) in his eight career Postseason appearances...Made his professional debut with the Venezuelan Summer League Red Sox after signing with Boston as a non-drafted free agent on Jan. 3, 2001.

**AWARDS AND HONORS**

- 2013..... American League ERA Title
- 2006..... National League Player of the Week (Sept. 10)
- 2006..... Florida's No. 3 prospect, per *Baseball America*
- 2005..... SiriusXM All-Star Futures Game at DET
- 2005..... *Baseball America* High Single-A All-Star
- 2005..... Carolina League All-Star (Mid-season)
- 2005..... Carolina League Pitcher of the Week (May 8)
- 2005..... Carolina League Pitcher of the Week (April 17)
- 2005..... Boston's No. 5 prospect, per *Baseball America*
- 2004..... New York-Penn League All-Star (Postseason)

**2018**

Went 7–6 with a 2.83 ERA in 25 games (24 starts) for the Atlanta Braves...His 2.83 ERA was the second-best mark of his career and the best since he posted a 2.57 ERA in 2013 as a member of the Detroit Tigers...He struck out 135 batters in 136.2 innings and posted a career-best 1.08 WHIP... He surrendered just 15 home runs, his fewest since 2014 with Detroit...Among National League pitchers with at least 24 starts, he ranked sixth in ERA (2.83), seventh in opponent batting average (.213), ninth in opponent on-base percentage (.278), ninth in WHIP (1.08) and tenth in opponent slugging percentage (.354)...He allowed the fifth-fewest home runs (15) and issued the ninth-fewest walks (42) among National League pitchers (min. 24 GS)...Held left-handed batters to a .191/.279/.294 slash line...His .294 opponent slugging percentage against left-handed batters was the best among National League right-handed starting pitchers, while his .191 opponent average was good for third.

**2017**

Made 28 Major League appearances (17 starts), going 3–7 with a 6.41 ERA (75 ER/105.1IP) and 104 strikeouts... Surpassed 1,500 career innings with 4.0 innings on April 26 vs. Seattle...Made his 250th career start on July 16 vs. Toronto...Became the sixth Venezuelan born player to make 250 Major League starts, joining Felix Hernandez (369), Freddy Garcia (357), Carlos Zambrano (302), Johan Santana (284) and Wilson Alvarez (263).

**2016**

Split his season between Detroit's rotation and bullpen, appearing in 35 games (26 starts)...Went 5–12 with a 6.04 ERA (93 ER/138.2IP) and 124 strikeouts in 26 starts, while he was 2–1 with a 4.30 ERA (7 ER/14.2IP) and 11 strikeouts in nine relief appearances...Tossed 7.0 scoreless innings on Aug. 17 vs. Kansas City allowing one hit with two walks and eight strikeouts...Retired the first 12 batters he faced and carried a no-hitter into the seventh inning...According to the *Elias Sports Bureau*, it marked the seventh time in Sánchez's career that he had taken a no hitter into the seventh inning.

**2015**

In his third full season with Detroit, made 25 starts before his season ended early from a right rotator cuff strain...Made his 200th career start on May 3 at Kansas City to become the seventh Venezuelan-born player in Major League history to start 200 games on the mound...Struck out a season-high 11 batters on May 24 vs. Houston, marking his 11th career double-digit strikeout performance...Won seven consecutive decisions from June 9 to July 22 to tie the longest such streak of his career.

**2014**

Was limited to just 22 games with Detroit due to two separate stints on the disabled list...Allowed just four home runs all season, the fewest among all Major League pitchers (min. 100 IP)...Fanned Alberto Callaspo in the fourth inning on June 30 vs. Oakland to record his 1,000th career strikeout... Became the seventh Venezuelan-born pitcher to strike out 1,000 batters in the Majors...Recorded a season-best 12 strikeouts on Aug. 3 vs. Colorado... Made his first career postseason appearance out of the bullpen for the Tigers during the ALDS.

**2013**

Recorded a career-high 14 wins and matched a career-high 202 strikeouts with Detroit...Led the American League with a 2.57 ERA and ranked among American League pitchers in strikeouts per 9.0 innings (3rd, 9.99), strikeouts (6th, 202), opponent batting average (6th, .229) and wins (8th, 14)... Set a career-high and franchise record with 17 strikeouts on April 26 vs. Atlanta...The 17 strikeouts set a record for most strikeouts by any one pitcher in an Interleague game...Struck out 12 batters and did not allow a hit in Game 1 of the ALCS against Boston.

**2012**

Began the season with Miami before being acquired by Detroit in a five player deal on July 23...Recorded a career-high with 14 strikeouts on April 28 vs. Arizona...Posted a 4–6 record with a 4.12 ERA in 17 starts prior to the All-Star break...Started in three games for the Tigers in the postseason.

NATIONALS PARK  
COMMUNITY RELATIONS  
DREAM FOUNDATION  
YOUTH BASEBALL ACADEMY  
FRONT OFFICE OWNERSHIP  
MANAGER | COACHING STAFF  
PLAYERS  
IN REVIEW  
HISTORY AND RECORDS  
SCOUTING | RESEARCH | PLAYER DEV.

MEDIA



**ANÍBAL SÁNCHEZ // RHP**

**2011**  
Finished sixth in the National League with a career-high 202 strikeouts for Florida...He ranked in strikeouts per 9.0innings per 9.0innings (3rd, 9.26) and complete games (15th, 3)...Tossed a one-hit shutout on Sept. 10 against Pittsburgh.

**2010**  
Recorded a career-high with 13 wins with Florida...Tossed a one-hit shutout on July 29 at San Francisco.

**2009**  
Limited to 16 starts with Florida due to two separate stints on the disabled list...Went 4-8 with a 3.87 ERA.

**2008**  
Began the season on Florida's disabled list...Appeared in just 10 games as he missed a majority of the season with a right shoulder labrum tear.

**2007**  
Started six games with Florida before landing on the disabled list for the remainder of the season with right shoulder tendinitis on May 4.

**2006**  
Had his contract selected on June 25 by Florida and made his Major League debut that day at Yankee Stadium...Threw a no-hitter on Sept. 6 vs. Arizona...Became the 19th rookie in Major League history to toss a no hitter and the second native of Venezuela to toss a no-hitter, joining Wilson Alvarez.

**2005**  
Selected to the Carolina League's midseason All-Star squad...Earned a spot on the World Team for the Sirius XM Futures Game.

**2004**  
Led the New York-Penn League with a 1.77 ERA and 101 strikeouts with Single-A Lowell.

**2003**  
Sidelined for the season as he recovered from right elbow surgery.

**PERSONAL**  
Anibal Alejandro Sánchez...Attended U.E. San Pedro Alesandrino (VEN) High School...He and his wife, Ana, have two children: Anabella and Anibal Alejandro

**CAREER TRANSACTIONS**

- 2001**..... Signed by BOS as a non-drafted free agent on Jan. 3.
- 2005**..... Acquired by the Florida Marlins, along with INF Hanley Ramirez, RHP Jesus Delgado and RHP Harvey Garcia from BOS in exchange for RHP Josh Beckett, 3B Mike Lowell and RHP Guillermo Mota on Nov. 28.
- 2012**..... Acquired by DET, along with INF Omar Infante, from MIA in exchange for RHP Jacob Turner, C Rob Brantly and LHP Brian Flynn on July 23.
- 2018**..... Signed by MIN to a contract on Feb. 22.
- 2018**..... Signed by ATL to a contract on Mar. 16.
- 2018**..... Signed by Washington to a contract on Dec. 27.

**SIGNED BY**  
Levi Ochoa (Red Sox)

**CAREER FIELDING**

YEAR / POS.	PCT	G	PO	A	E	TC	DP
2018 / P	.946	25	12	23	2	37	0
Career / P	.935	309	151	207	25	383	14

**CAREER BESTS**

- LONGEST START.....9.0 IP, 8x, Last: 6/15/15 vs. CIN
- WINNING STREAK.....4 games, 2x, Last: 7/3/15- 7/22/15
- MOST SINGLE-GAME K'S.....17, 4/26/16 vs. ATL
- CAREER 10-K GAMES (14).....4/26/13(17) vs. ATL  
4/28/12 (14) vs. ARI  
5/24/13 (12) vs. MIN  
8/3/14 (12) vs. COL  
5/8/11 (11) vs. WAS  
9/10/11 (11) vs. PIT  
8/5/13 (11) vs. CLE  
5/24/15 (11) vs. HOU  
9/15/17 (11) vs. CWS  
9/25/12 (10) vs. KC  
9/11/13 (10) vs. CWS  
9/17/13 (10) vs. SEA  
7/19/16 (10) vs. MIN  
8/7/16 (10) vs. NYM
- HOME RUNS HIT.....None

SÁNCHEZ





# MAX SCHERZER

# 31

**RHP**

**BATS:** RIGHT      **BORN:** 7/27/84 St. Louis, MO  
**THROWS:** RIGHT      **'19 OPENING DAY AGE:** 34  
**HEIGHT:** 6'3"      **MLB SERVICE:** 10.079  
**WEIGHT:** 215      **ACQUIRED:** Signed as a free agent,  
 Jan. 21, 2015

@Max\_Scherzer

## SCHERZER CAREER RECORD

YEAR	CLUB	W	L	ERA	G	GS	CG	SHO	SV	IP	H	R	ER	HR	HB	BB	SO	SO/9	WP	BK	BAA
2007	Ft. Worth	1	0	0.56	3	3	0	0	0	16.0	9	2	1	0	1	4	25	14.1	2	1	.164
	Visalia	2	0	0.53	3	3	0	0	0	17.0	5	1	1	0	1	2	30	15.9	0	0	.089
	Mobile	4	4	3.91	14	14	0	0	0	73.2	64	38	32	3	4	40	76	9.3	3	0	.235
2008	Tucson	1	1	2.72	13	10	0	0	0	53.0	35	19	16	2	2	22	79	13.4	1	0	.182
	Arizona	0	4	3.05	16	7	0	0	0	56.0	48	24	19	5	5	21	66	10.6	2	0	.234
2009	Visalia	0	0	1.93	1	1	0	0	0	4.2	1	2	1	0	1	4	5	9.6	0	0	.067
	Arizona	9	11	4.12	30	30	0	0	0	170.1	166	94	78	20	10	63	174	9.2	5	1	.253
2010	Detroit	12	11	3.50	31	31	0	0	0	195.2	174	84	76	20	7	70	184	8.5	8	0	.244
	*Toledo	2	0	0.60	2	2	0	0	0	15.0	4	1	1	0	0	2	17	10.2	0	0	.083
2011	Detroit	15	9	4.43	33	33	0	0	0	195.0	207	101	96	29	7	56	174	8.0	12	0	.272
2012	Detroit	16	7	3.74	32	32	0	0	0	187.2	179	82	78	23	5	60	231	11.1	2	1	.250
2013	Detroit	21	3	2.90	32	32	0	0	0	214.1	152	73	69	18	4	56	240	10.1	6	1	.198
2014	Detroit	18	5	3.15	33	33	1	1	0	220.1	196	80	77	18	6	63	252	10.3	10	1	.238
2015	Washington	14	12	2.79	33	33	4	3	0	228.2	176	74	71	27	5	34	276	10.9	10	1	.208
2016	Washington	20	7	2.96	34	34	1	0	0	228.1	165	77	75	31	6	56	284	11.2	2	1	.199
2017	Washington	16	6	2.51	31	31	2	0	0	200.2	126	62	56	22	11	55	268	12.0	4	0	.178
2018	Washington	18	7	2.53	33	33	2	1	0	220.2	150	66	62	23	12	51	300	12.2	4	1	.188
<b>MINORS TOTALS</b>		9	5	2.81	33	30	0	0	0	163.1	109	61	51	5	8	70	207	11.4	4	0	.187
<b>MLB TOTALS</b>		159	82	3.22	338	329	10	5	0	2117.2	1739	817	757	236	78	585	2449	10.4	65	7	.222

\* - Rehab Assignment

## CAREER BATTING RECORD

YEAR	CLUB	AVG	G	AB	R	H	TB	2B	3B	HR	RBI	SH	SF	HP	BB	SO	SB	CS	OBP	SLG	OPS	E
2018	Washington	.243	32	70	8	17	19	2	0	6	5	0	2	1	14	1	0	0	.274	.271	.545	1
<b>MLB TOTALS</b>		.194	182	350	25	68	77	6	0	1	27	40	0	2	13	106	1	0	.227	.220	.447	13

## 2011 POSTSEASON

RD.	CLUB, OPP	W	L	ERA	G	GS	CG	SHO	GF	SV	IP	H	R	ER	HR	HB	BB	SO	WP	BK	BAA
ALDS	DET vs. NYY	1	0	1.23	2	1	0	0	0	0	7.1	4	1	1	0	1	4	7	0	0	.154
ALCS	DET vs. TEX	0	1	9.72	2	2	0	0	0	0	8.1	11	9	9	1	0	5	7	0	0	.306
<b>TOTALS</b>		1	1	5.74	4	3	0	0	0	0	15.2	15	10	10	1	1	9	14	0	0	.242

## 2012 POSTSEASON

RD.	CLUB, OPP	W	L	ERA	G	GS	CG	SHO	GF	SV	IP	H	R	ER	HR	HB	BB	SO	WP	BK	BAA
ALDS	DET vs. OAK	0	0	0.00	1	1	0	0	0	0	5.1	3	1	0	0	0	1	8	1	0	.158
ALCS	DET vs. NYY	1	0	1.59	1	1	0	0	0	0	5.2	2	1	1	0	0	2	10	0	0	.100
WS	DET vs. SFG	0	0	4.26	1	1	0	0	0	0	6.1	7	3	3	1	0	1	8	0	0	.280
<b>TOTALS</b>		1	0	2.08	3	3	0	0	0	0	17.1	12	5	4	1	0	4	26	1	0	.188

## 2013 POSTSEASON

RD.	CLUB, OPP	W	L	ERA	G	GS	CG	SHO	GF	SV	IP	H	R	ER	HR	HB	BB	SO	WP	BK	BAA
ALDS	DET vs. OAK	2	0	3.00	2	1	0	0	0	0	9.0	6	3	3	1	0	4	13	1	0	.188
ALCS	DET vs. BOS	0	1	2.70	2	2	0	0	0	0	13.1	6	4	4	0	2	7	21	1	0	.140
<b>TOTALS</b>		2	1	2.82	4	3	0	0	0	0	22.1	12	7	7	1	2	11	34	2	0	.160

## 2014 POSTSEASON

RD.	CLUB, OPP	W	L	ERA	G	GS	CG	SHO	GF	SV	IP	H	R	ER	HR	HB	BB	SO	WP	BK	BAA
ALDS	DET vs. BAL	0	1	6.14	1	1	0	0	0	0	7.1	7	5	5	2	1	1	6	0	0	.259
<b>TOTALS</b>		0	1	6.14	1	1	0	0	0	0	7.1	7	5	5	2	1	1	6	0	0	.259

## 2016 POSTSEASON

RD.	CLUB, OPP	W	L	ERA	G	GS	CG	SHO	GF	SV	IP	H	R	ER	HR	HB	BB	SO	WP	BK	BAA
NLDS	WSH vs. LAD	0	1	3.75	2	2	0	0	0	0	12.0	10	5	5	3	1	2	12	1	0	.233
<b>TOTALS</b>		0	1	3.75	2	2	0	0	0	0	12.0	10	5	5	3	1	2	12	1	0	.233

NATIONALS PARK  
 COMMUNITY RELATIONS  
 DREAM FOUNDATION  
 YOUTH BASEBALL ACADEMY  
 FRONT OFFICE OWNERSHIP  
 COACHING STAFF  
 MANAGER |  
 PLAYERS  
 IN REVIEW  
 HISTORY AND RECORDS  
 SCOUTING | RESEARCH | PLAYER DEV.  
 MEDIA



MAX SCHERZER // RHP

2017 POSTSEASON

RD.	CLUB, OPP	W	L	ERA	G	GS	CG	SHO	GF	SV	IP	H	R	ER	HR	HB	BB	SO	WP	BK	BAA
NLDS	WSH vs. CHI	0	1	3.68	2	1	0	0	0	0	7.1	4	5	5	0	2	4	8	0	0	.154
<b>TOTALS</b>		<b>0</b>	<b>1</b>	<b>3.68</b>	<b>2</b>	<b>1</b>	<b>0</b>	<b>0</b>	<b>0</b>	<b>0</b>	<b>7.1</b>	<b>4</b>	<b>5</b>	<b>5</b>	<b>0</b>	<b>2</b>	<b>4</b>	<b>8</b>	<b>0</b>	<b>0</b>	<b>.154</b>

ALL-STAR GAME RECORD

YEAR	CLUB, OPP.	W	L	ERA	G	GS	CG	SHO	SV	IP	H	R	ER	HR	HB	BB	SO	SO/9	WP	BK	BAA
2013	AL at NYM*	0	0	0.00	1	1	0	0	0	1.0	0	0	0	0	0	1	9.0	0	0	0	.000
2014	AL at MIN	1	0	0.00	1	0	0	0	0	1.0	1	0	0	0	0	2	18.0	0	0	0	.250
2015	NL at CIN	DID NOT PITCH																			
2016	NL at SDP	0	0	0.00	1	0	0	0	0	1.0	0	0	0	0	0	1	9.0	0	0	0	.000
2017	NL at MIA*	0	0	0.00	1	1	0	0	0	1.0	1	0	0	0	0	2	18.0	0	0	0	.000
2018	NL at WSH*	0	0	4.50	1	1	0	0	0	2.0	2	1	1	1	0	4	18.0	0	0	0	.250
<b>TOTALS</b>		<b>1</b>	<b>0</b>	<b>0.00</b>	<b>4</b>	<b>2</b>	<b>0</b>	<b>0</b>	<b>0</b>	<b>4.0</b>	<b>2</b>	<b>0</b>	<b>0</b>	<b>0</b>	<b>0</b>	<b>6</b>	<b>13.5</b>	<b>0</b>	<b>0</b>	<b>0</b>	<b>.182</b>

CAREER

Polished veteran right-hander, three-time Cy Young Award Winner and six-time consecutive All-Star signed a historic seven-year contract with Washington on Jan. 21, 2015...Joined the Nationals after seven Major League seasons with the Detroit Tigers (2010-14) and Arizona Diamondbacks (2008-09)... Scherzer is one of just 10 pitchers in Major League history to take home the Cy Young Award three or more times, having claimed the 2013 American League Cy Young and the 2016 and 2017 National League awards...He joins Roger Clemens (7), HOF Randy Johnson (5), HOF Steve Carlton (4), HOF Greg Maddux (4), Clayton Kershaw (3), HOF Sandy Koufax (3), HOF Pedro Martinez (3), HOF Jim Palmer (3) and HOF Tom Seaver (3) and on that list...Hall of Famers Gaylord Perry, Martinez, and Johnson, as well as Clemens and Roy Halladay join Scherzer as the only pitchers to win the award in both leagues...In his first two seasons in Washington, he became just the fifth pitcher in MLB history to throw two no-hitters in the same regular season (2015) and joined Hall of Famer Randy Johnson as the only pitchers in MLB history to have a no-hitter and a 20-strikeout game (2016) on their resume...Helped the Nationals become the first team since the Milwaukee Braves (Aug. 18, 1960 - April 28, 1961) to throw three no-hitters in a 162-game span (Jordan Zimmermann, Game No. 162, 2014; Scherzer, Games No. 69 & 161, 2015)...Has made at least 30 starts each season since his debut in 2009, while posting double-digit wins in seven straight years (2010-18)...Since joining the Nationals in 2015, has taken a no-hitter into the sixth inning 11 times in 131 starts (8.4%)...Please see the info box on the following page for an in-depth look at Scherzer's accomplishments with the strikeout.

2018

Placed himself in consideration for yet another National League Cy Young Award...Finished second in the voting...Was named to his sixth consecutive All-Star Game...Started the game for the National League in his home park...Went 18-7 with a 2.53 ERA in 33 starts...He led Major League Baseball with 300 strikeouts and led National League pitchers in strikeouts per 9.0 IP (12.24), strikeout-to-walk ratio (5.88), WHIP (0.91), opp. AVG (.188), innings pitched (220.2), hits per 9.0 IP (6.12) and wins (T1st, 18)...Also ranked in the NL in opp. OBP (2nd, .247), ERA (3rd, 2.53) and opp. OPS (3rd, .580)...His 51 walks were his fewest since he walked 34 in 2015...Recorded his 1,000th strikeout with Washington on July 2 vs. Boston, becoming the 11th pitcher in MLB history to collect at least 1,000 strikeouts with two different clubs...Was named National League Pitcher of the Month in both April and May...In April, he went 5-1 with a 1.62 ERA (7 ER/39.0 IP) and 57 strikeouts and just nine walks...In three starts from April 9-20, he allowed just seven hits in 71 at-bats, yielding an opponent slash line of .099/.169/.183...He struck out 30 batters and issued just four walks during this stretch of games...On April 9 against Atlanta, he tossed his ninth career complete game (fifth career shutout) to end Washington's five-game losing streak...In May, he went 4-0 with a 2.21 ERA (10 ER/40.2 IP) and 63 strikeouts against just 10 walks...He led the NL in strikeouts (63) and strikeouts per 9.0 IP (13.9)...Recorded an MLB best nine-game winning streak from April 9 to June 5...In the month of April, he was called upon to help snap five-game (4/9 vs. ATL), three-game (4/14 vs. COL) and four-game (4/25 at SFG) losing streaks...He earned the victory in each start, pitching to a 1.64 ERA (4 ER/22.0 IP) with 31 strikeouts against just three walks...Did not earn the win, but struck out a season-high 15 batters on May 6 vs. Philadelphia...It was his fifth career 15+ strikeout game...On June 2 at Atlanta, as a pinch hitter he singled and scored from first base on a triple by Wilmer Difo to give the Nationals the lead in the 14th inning...He tossed a team-best 20.0 consecutive scoreless innings from Aug. 7 to Aug. 23...Recorded his 285th strikeout of the season on Sept. 20 vs. New York (NL) a then-new career-high and a then-Nationals (2005-pres.) record for most strikeouts in a season...He capped his season with his 300th strikeout on Sept. 25 vs. Miami (Dean)...For more on Scherzer's 300 strikeout-season, see the info box on the following page...Struck out at least 10 batters in 18 of his 33 starts...Struck out at least 10 batters in 10 of his first 15 starts and at least 10 in eight of his last 12 starts.

AWARDS AND HONORS

- 2018..... National League Cy Young Award Runner Up (BBWAA)
- 2018..... Nationals Pitcher of the Year Award (D.C. Media)
- 2018..... National League All-Star at WSH
- 2018..... National League Pitcher of the Month (May)
- 2018..... National League Pitcher of the Month (April)
- 2018..... National League Player of the Week (April)
- 2017..... National League Cy Young Award (BBWAA)
- 2017..... Sporting News Pitcher of the Month (April)
- 2017..... Nationals Pitcher of the Year Award (D.C. Media)
- 2017..... Arizona Fall League Hall of Fame Member
- 2017..... MLB Players Choice Most Outstanding Pitcher
- 2017..... National League All-Star at MIA
- 2017..... National League Pitcher of the Month (June)
- 2016..... National League Cy Young Award (BBWAA)
- 2016..... Sporting News Pitcher of the Year (NL)
- 2016..... Nationals Pitcher of the Year Award (D.C. Media)
- 2016..... National League All-Star at SDP
- 2015..... National League All-Star at CIN
- 2015..... National League Pitcher of the Month (June)
- 2015..... National League Pitcher of the Month (May)
- 2015..... National League Pitcher of the Week (October 4)
- 2015..... National League Pitcher of the Week (June 21)
- 2014..... American League All-Star at MIN
- 2013..... American League Cy Young Award (BBWAA)
- 2013..... MLB Players Choice Outstanding Pitcher (AL)
- 2013..... Sporting News Pitcher of the Year (NL)
- 2013..... American League All-Star at NYM
- 2013..... American League Pitcher of the Week (June 24)
- 2013..... MLB Players Choice Award (Outstanding Pitcher)
- 2008..... Arizona's Rookie of the Year
- 2007..... Arizona Fall League Rising Star
- 2007..... Arizona's No. 4 prospect, per *Baseball America*





STRIKEOUTS ARE SEXY

**A CLOSER LOOK AT WHAT MAX SCHERZER HAS ACCOMPLISHED WITH THE STRIKEOUT...**

- He began the 2018 season 66th all-time and seventh among active pitchers with 2,149 strikeouts...Following the season, he ranks 41st all-time and fifth among active pitchers with 2,449 strikeouts.
- Is one of 14 pitchers in MLB history (since 1900) to post at least seven seasons of 200+ strikeouts...His streak of seven 200+ strikeout seasons is tied for second in MLB history behind HOF Tom Seaver (9, 1968-76).
- Has crossed the 250-strikeout mark for five consecutive years (2014-18)...In doing so, he became the fourth pitcher in MLB history to compile four consecutive seasons or more with 250+ strikeouts (per Elias)...He joined: Randy Johnson (1997-2002), Ferguson Jenkins (1968-71) & Pedro Martinez (1997-2000), all Hall of Famers.
- Is the only active pitcher with more than three seasons of at least 276 strikeouts.
- Recorded 300 strikeouts in 2018, becoming the fifth pitcher since 2001 to hit the 300 strikeout mark in a season...He became the 17th pitcher since 1900 to record a 300-strikeout season - the 36th 300+ strikeout season overall...Also joined HOF Walter Johnson as the only pitcher in D.C. baseball history to record 300 strikeouts...Scherzer needed 220.1 innings pitched to record 300 strikeouts, the fifth-fewest innings needed to get to 300 among all pitchers to accomplish the feat according to Elias: Randy Johnson (2001, 197.2 IP), Pedro Martinez (1999, 203.2 IP), Chris Sale (2017, 209.1 IP) and Randy Johnson (2000, 217.0 IP)...Scherzer allowed just 150 hits in 2018, the fewest ever allowed by a pitcher in a 300-strikeout season, besting Pedro Martinez's 158 hits allowed in 1997, according to Stats Inc.
- His 82 games of 10+ strikeouts rank eighth in MLB history (since 1913) and most among active pitchers...HOF Steve Carlton is seventh (84).
- His 42 games of 10+ strikeouts and one earned run or fewer rank seventh in MLB history (since 1913) and most among active pitchers...Curt Schilling is sixth (47).
- His 22 games of 10+ strikeouts and zero earned runs rank seventh in MLB history (since 1913) and second-most among active pitchers...Clayton Kershaw is sixth (23).
- Scherzer's five career games with 15 or more strikeouts are the most among active players and tied for seventh-most all-time.
- Leads all active starters and ranks second in MLB history with a career 10.41 strikeouts per 9.0 innings (Randy Johnson - 10.61).

2017

In his third year in Washington, Scherzer - yet again - placed himself among the top pitchers in MLB and solidified his standing as one of the best in history with his third Cy Young Award...In doing so, he became the first pitcher to win his league's Cy Young Award in back-to-back seasons since Clayton Kershaw took home the honors in 2013 and 2014...Scherzer led the National League in a majority of the significant pitching categories (see info boxes that follow)...He went 16-6 with a 2.51 ERA in 31 starts...Was historically good in the season's first half...Went 10-5 with a 2.10 ERA in 18 starts prior to the All-Star break...Also posted a 0.78 WHIP...That was the fourth-best mark in MLB history (since 1913) among starting pitchers...From May 26 to June 21, he struck out at least 10 batters in six straight games...His six straight 10+ strikeout games was the longest streak in the NL this season, and in Nationals history (2005-pres)...Was named to his fifth straight All Star Game...Started for the National League squad and tossed a dominant inning, coaxing a ground out from Jose Altuve, and striking out Aaron Judge and George Springer to strand Jose Ramirez...With 12.02 SO/9.0 IP for the season at 12.02, was just the fourth pitcher in MLB history to average as many as 12 SO/9.0 IP over a season of 200-plus innings: Randy Johnson did it six times (1995, 1997-2001), Pedro Martinez (1999) and Chris Sale (2017)...Scherzer (2nd, 2.51), along with Stephen Strasburg (3rd, 2.52) and Gio Gonzalez (5th, 2.96), helped the Nationals become the first team with three starting pitchers ranking in the top five in the National League in ERA in 21 years (since the 1996 Atlanta Braves), according to the *Elias Sports Bureau*...Struck out a season-high 14 batters on June 6 at Los Angeles Dodgers (7.0 IP, 3 H, R, 2 BB, 14 SO)...Tossed 9.0 dominant innings on May 31 at SFG (9.0 IP, 5 H, ER, 11 SO)...Clubbed his first career home run on Aug. 1 at MIA (O'Grady)...Tossed 6.1 strong innings in Game 3 of the NLDS...Struck out seven batters, walked three while allowing just one hit and one run along the way...Did not earn the win as the Cubs pulled away, 2-1...Endured his first disabled list stint since 2009 when he was placed on the 10-day DL with left neck inflammation from Aug. 19-28.

PLAYERS

2018 IN REVIEW

HISTORY AND RECORDS

SCOUTING | RESEARCH | PLAYER DEV.

MEDIA

2017 NATIONAL LEAGUE RANKS

CATEGORY	NUMBER	N.L. RANK
Strikeouts	268	1st
WHIP	0.90	1st
Opp. AVG	.178	1st
Opp. OPS	.566	1st
Hits per 9.0 IP	5.65	1st
FanGraphs.com WAR	6.0	1st
Baseball-Reference.com WAR	7.2	1st
Quality Starts	22	T1st
Complete Games	2	T1st
ERA	2.51	2nd
Strikeouts per 9.0 IP	12.02	2nd
Opp. OBP	.247	2nd
Strikeout-to-walk Ratio	4.87	3rd



2017 NATIONAL LEAGUE CY YOUNG



MAX SCHERZER // RHP


2016

Put together a historic season en route to earning his second Cy Young Award...In doing so, he became the first player in Nationals history (2005-present) to take home baseball's top pitching honor and just the second in franchise history (Nationals/Expos), joining only Pedro Martinez (1997)... Scherzer led the National League in a majority of the significant pitching categories (see info boxes that follow)...He went 20-7 with a 2.96 ERA in a career-high 34 starts...He tallied a career-high and Nationals record (2005-pres.) 284 strikeouts...His season was highlighted by yet another historic performance, striking out 20 Detroit Tigers on May 11 to become just the fourth pitcher in MLB history to strike out 20 batters in a nine-inning game (see info box below)...Was named an All-Star for the fourth consecutive season...He was 10-3 with a 3.03 ERA in the season's first half, won at least 10 games before the All-Star break for the fourth consecutive season...Via the *Elias Sports Bureau*, over the last 20 years, only two other pitchers reached double digits in wins prior to the break in each of four consecutive seasons: Greg Maddux (1997-2001) and Roy Halladay (2005-11)...The NL's only 20-game winner capped his 2016 on an eight-game winning streak...Washington was 10-0 in those 10 starts (8-0, 3.34 ERA)...From June 1 through the end of the season, he went 15-3 with a 2.44 ERA...Struck out 194 batters, walked 34 and posted a 0.91 WHIP in this 23-game span (0.91 WHIP).

2016 NATIONAL LEAGUE CY YOUNG

Nationals right-handed pitcher **Max Scherzer** led, or ranked near the top of the National League in a majority of categories in 2016, including:

CATEGORY	NUMBER	N.L. RANK
Strikeouts	284	1st
WHIP	0.97	1st
Opponent On-Base Percentage	.254	1st
Strikeout-to-Walk Ratio	5.07	1st
Quality Starts	26	T1st
Innings Pitched	228.1	1st
Hits allowed per nine innings	6.50	2nd
Left on Base Percentage	81.7%	2nd
FanGraphs.com WAR	5.6	3rd
Strikeouts per nine innings	11.19	3rd
Win Probability Added	3.60	4th
Fielding Independent Pitching	3.28	5th
Opponent OPS	.619	5th
ERA	2.96	8th



MAKING HISTORY

- Scherzer joined an exclusive club on May 11, 2016 vs. the Detroit Tigers as he became just the fourth pitcher in Major League history to strike out 20 batters in a nine-inning game...He joined Randy Johnson (May 8, 2001), Kerry Wood (May 6, 1998) and Roger Clemens (Sept. 18, 1996 & April 29, 1986)...Scherzer, who in 2015 became just the fifth pitcher in MLB history to throw two no-hitters in the same regular season, joined Johnson as the only pitchers in MLB history to have a no-hitter and a 20-strikeout game on his resume.
- Scherzer's 20 K's marked a Nationals record (2005-pres.), a franchise record (Nationals/Expos) and the most in D.C.-baseball history since Tom Cheney struck out 21 batters on Sept. 12, 1962 at Baltimore, but in a 16-inning performance...In Scherzer's three historic performances with WSH (two no-hitters, 20-K game), he has combined for 47 strikeouts and no walks.
- According to the *Elias Sports Bureau*, Scherzer's 20 strikeouts against the Tigers, for whom he pitched from 2010-14, are the most any pitcher has recorded in a game against his former team in MLB history.

K STREET

**MOST STRIKEOUTS IN A SINGLE SEASON IN D.C. BASEBALL HISTORY (1900-2018)**

PLAYER (SEASON)	STRIKEOUTS
1. Walter Johnson (1910)*	313
2. Walter Johnson (1912)*	303
3. <b>Max Scherzer (2018)**</b>	<b>300</b>
4. <b>Max Scherzer (2016)**</b>	<b>284</b>
5. <b>Max Scherzer (2015)</b>	<b>276</b>
6. <b>Max Scherzer (2017)**</b>	<b>268</b>
7. Walter Johnson (1913)*	244
8. Stephen Strasburg (2014)**	242
9. Walter Johnson (1916)*	228
10. Walter Johnson (1914)*	225

\*=Led American League / \*\*=led National League



## 2015

In his first season with Washington, earned his third consecutive All-Star selection, going 14-12 with a 2.79 ERA in 33 starts...The 33 starts matched a career high...Became the fifth pitcher in Major League history to throw two no-hitters in the same regular season with his magnificent performances on June 20 vs. PIT and Oct. 3 at NYM...They were the second and third no-hitters in Nationals history (See page 299 in History and Records section for detailed accounts)...Joined Johnny Vander Meer (1938), Allie Reynolds (1951), Virgil Trucks (1952) and Nolan Ryan (1973) as the only pitchers ever to throw two no-hitters in the same regular season, and you can add Roy Halladay (2010) to that list if you include the postseason...His then-career-high 17 strikeouts in no-hitter on Oct. 3 at NYM set a Nationals single-game record...According to the *Elias Sports Bureau*, Scherzer's 17 strikeouts tied Nolan Ryan (vs. DET, 7/15/73) for the MLB record for strikeouts in a no-hitter...Is the first pitcher in MLB history to throw two no-hitters in the same season without walking a single batter in either outing...Is the first to throw no-hitters against two postseason-bound teams in the same season...Led Major League Baseball with a 7.62 strikeout-to-walk ratio...That number ranked 13th in MLB history (since 1914)...His then-career-high 276 strikeouts ranked second in MLB and broke RHP Stephen Strasburg's Nationals (2005-present) single-season mark of 242 in 2014...Also ranked among MLB pitchers in opponent OBP (4th, .242) and WHIP (4th, 0.92)...Ranked in the NL in complete games (T1st, 4), shutouts (T1st, 3), strikeouts per 9.0 innings (2nd, 10.9), innings pitched (3rd, 238.2), ERA (8th, 2.79), and opp. slugging percentage (11th, .358)...Earned back-to-back National League Pitcher of the Month (May/June) and National League Player of the Week honors (June 15-21)...Tossed back-to-back complete games, June 14 at MIL and June 20 vs. PIT...Per *Elias*, is the fifth pitcher in the Modern Era to allow one hit or fewer in back-to-back complete games.

## 2014

In his final season with the Tigers, went 18-5 with a 3.15 ERA en route to his second consecutive All-Star selection...Ranked among American League pitchers in wins (T1st, 18), winning percentage (2nd, .783), strikeouts per 9.0 innings (2nd, 10.29), strikeouts (3rd, 252), innings pitched (5th, 220.1 IP), quality starts (T8th, 22) and ERA (9th, 3.15)...2014 marked the second straight season in which he led the AL (or tied for the lead) in wins...Established new single-season career highs with 220.1 innings pitched and 252 strikeouts...His strikeout total ranked as the sixth-highest single-season total in DET club history...Finished the season with an 18-5 record, a 3.15 ERA and 252 strikeouts...According to the *Elias Sports Bureau*, this marked the second time in MLB history that a pitcher, in consecutive seasons: won at least 15 games, lost no more than five, and struck out 200 or more batters, joining Sandy Koufax in 1963 and 1964...Named one of six finalists for the 2014 Marvin Miller Man of the Year Award...Struck out at least seven batters in each of his first seven starts...Became the first player in Detroit history to do so and the first player in the majors to do so since SFG's Tim Lincecum in 2010...On July 12 at CWS, making his 179th career start, threw his first career complete game (9.0 IP, 3 H, 3 BB, 8 K)...Earned the win in the 2014 All-Star Game...Struck out a season-high 14 batters on Aug. 14 vs. Pittsburgh.

## CAREER RANKINGS AMONG ACTIVE MAJOR LEAGUE PITCHERS

RK	PLAYER	SO/9.0 IP
1.	Max Scherzer	10.41
2.	Clayton Kershaw	9.77
3.	Tim Lincecum	9.29
3.	Francisco Liriano	9.04
5.	Justin Verlander	8.83

RK	PLAYER	SO/BB
1.	Clayton Kershaw	4.24
2.	Max Scherzer	4.19
3.	Madison Bumgarner	4.13
4.	Zack Greinke	3.82
5.	David Price	3.74

RK	PLAYER	STRIKEOUTS
1.	CC Sabathia	2986
2.	Justin Verlander	2706
3.	Bartolo Colon	2534
4.	Felix Hernandez	2467
5.	Max Scherzer	2449

RK	PLAYER	OPP. AVG
1.	Clayton Kershaw	.207
2.	Max Scherzer	.222
3.	Justin Verlander	.232
4.	Madison Bumgarner	.233
5.	David Price	.236

RK	PLAYER	OPP. AVG
1.	Clayton Kershaw	.207
2.	Max Scherzer	.222
3.	Justin Verlander	.232
4.	Madison Bumgarner	.233
5.	David Price	.236

RK	PLAYER	OPP. DBP
1.	Clayton Kershaw	.262
2.	Max Scherzer	.282
3.	Madison Bumgarner	.283
4.	David Price	.288
5.	Justin Verlander	.292

RK	PLAYER	WINS
1.	Bartolo Colon	247
2.	CC Sabathia	246
3.	Justin Verlander	204
4.	Zach Greinke	187
5.	Jon Lester	177
6.	Felix Hernandez	168
7.	Max Scherzer	159

RK	PLAYER	WHIP
1.	Clayton Kershaw	1.00
2.	Max Scherzer	1.10
3.	Madison Bumgarner	1.11

RK	PLAYER	OPP. AVG
1.	Clayton Kershaw	.573
2.	Madison Bumgarner	.651
3.	Max Scherzer	.654
4.	Justin Verlander	.657
5.	David Price	.658

MAX POWER

NATIONALS PARK  
COMMUNITY RELATIONS  
FOUNDATION  
YOUTH BASEBALL ACADEMY  
FRONT OFFICE | OWNERSHIP  
MANAGER | COACHING STAFF  
PLAYERS  
2018 IN REVIEW  
HISTORY AND RECORDS  
SCOUTING | RESEARCH | PLAYER DEV.  
MEDIA

## MAX SCHERZER // RHP

**2013**

In his Cy Young Award-winning season, led the American League with 21 wins and ranked second with 240 strikeouts and 10.08 strikeouts per nine innings, while placing fifth with a 2.90 ERA and tied for fifth with 214.1 innings pitched...Was selected to the American League All-Star squad for the first time in his career...Started for the American League (1.0 IP, K)...Struck out a season-high 12 batters on April 17 at SEA... Began the season winning his first 13 decisions, a DET franchise record...Established a franchise record going 19 straight starts without a loss from Sept. 23, 2012-July 8, 2013...Fanned six-or-more batters in each of his first 18 outings to begin the season...According to the *Elias Sports Bureau*, it was the second longest such streak in American League history, (BOS Pedro Martinez's 29 GM - 2000)...Recorded his 1,000th MLB strikeout, Aug. 8 at CLE...Compiled a 13-1 record and a 3.19 ERA (46 ER/129.2 IP) and 152 strikeouts in 19 starts prior to the All-Star break...Finished 8-2 with a 2.44 ERA (23 ER/84.2 IP) and 88 strikeouts in 13 starts after the break...Pitched the 1,000th inning of his MLB career, Sept. 15 vs. KCR, doing so with 71 wins and 1,045 strikeouts... According to *Elias*, is the only other pitcher in MLB history who accumulated both as many wins and as many strikeouts as Scherzer through his first 1,000 innings is Pedro Martinez (71 wins & 1,075 strikeouts)...Earned the win in Games 1 and 4 of the 2012 ALDS vs. OAK...In two starts vs. BOS in the ALCS, went 0-1 with a 2.70 ERA with 21 strikeouts in 13.1 IP...Established a DET franchise record with 34 strikeouts during the 2013 postseason.

**2012**

Completed his third season with the Tigers, establishing then-career highs with 16 wins and 231 strikeouts...Led the American league with 11.1 strikeouts per nine innings, while ranking second with 231 strikeouts and tied for sixth with 16 wins...Struck out nine-or-more batters in 13 of his starts, topping all Major League pitchers with 13 such outings...Struck out a career high 15 batters, May 20 vs. PIT (W, 7.0 IP, 4 H, 2 ER, BB)...All 15 of his strikeouts came on swinging strikes...According to the *Elias Sports Bureau*, he was the first Major League pitcher with 15 swinging strikeouts since MIN's Johan Santana posted 15 swinging strikeouts, Aug. 19, 2007 vs. TEX...Started three Postseason games, going 1-0 with a 2.08 ERA (4 ER/17.1 IP) in starts between the ALDS vs. OAK, the ALCS vs. NYY and the World Series vs. SFG...Earned the win while striking out 10 batters in Game 4 of the American League Championship Series vs. NYY...Started Game 4 of the World Series (6.1 IP, 7 H, 3 ER, BB, 8 K), a game eventually won by SFG, 4-3, giving them the series sweep.

**2011**

In his second season with Detroit, won a then career-high 15 games and ranked ninth in the American League with a .625 winning percentage... Earned the win in his first six decisions of the season April 3 to May 9, establishing a career-best winning streak...Compiled a 16.0-inning scoreless streak over a three-start stretch April 18-29... Fanned a season-high 10 batters, Aug. 13 at BAL...Made the 100th start of his MLB career, Sept. 21 at KCR...Opponents hit .188 (29-for-154) with runners in scoring position against him, fourth-best in the AL...Pitched in four postseason games.

**2010**

Completed his first season with the Tigers, going 12-11 with a 3.50 ERA in 31 starts...He struck out 184 batters and ranked sixth among AL pitchers with 8.5 strikeouts per nine innings...Was on the Opening Day roster, but was optioned to Triple-A Toledo on May 15...He made two starts for the Mud Hens before he was recalled to DET for the remainder of the season...Went 11-7 with a 2.46 ERA (42 ER/53.2IP) and 158 strikeouts in 23 starts after being recalled from Toledo on May 30...2.46 ERA ranked second in the AL and his 158 strikeouts were good for fourth over that stretch...Fanned a then career-high 14 batters in 5.2 innings on May 30 vs. OAK...According to *Elias*, he was the first pitcher in MLB history with as many as 14 strikeouts in a game while pitching fewer than six innings.





2009

In his first full season in the big leagues, went 9-11 with a 4.12 ERA in 30 starts for the Arizona Diamondbacks...Ranked eighth in the National League with 9.19 strikeouts per nine innings...Began the season on the disabled list with a right shoulder strain...Rehabbed at Single A Visalia on April 9 before he was reinstated from the disabled list by ARI on April 14...Earned his first Major League win on May 16 at ATL (6.0 IP, 4 H, 3 BB, 4 K)...Struck out 10 batters in back-to-back starts, May 21 at FLA and May 26 vs. SDP.

2008

Opened the season with Triple-A Tucson but enjoyed two stints with the D-backs...Went 1-1 with a 2.72 ERA in 13 games/10 starts for Tucson...Struck out 79 batters in 53.0 IP... Tabbed the Pacific Coast League Pitcher of the Week on April 14...Recalled by ARI on April 27...Made his MLB debut, April 29 vs. HOU, striking out seven batters in 4.1 innings of relief...Established a D-backs record for the most strikeouts by a pitcher making his MLB debut...Made his first MLB start, May 5 vs. PHI (L, 4.0 IP, 8 H, 5 ER, 2 BB, 5 K)...Posted a 2.90 ERA (10 ER/31.0) IP in 10 games/three starts before being optioned back to Tucson on June 13...Was sidelined June 18-July 19 with right shoulder inflammation...Was recalled by ARI on Aug. 29...Named the third-best prospect in the Pacific Coast League following the season by *Baseball America*...Started four games with Phoenix in the Arizona Fall League following the season, posting a 1-0 record, 3.38 ERA and 24 strikeouts.

2007

Started three games with the Fort Worth Cats in the American Association before signing with the Diamondbacks on May 31, 2007...Assigned to Single-A Visalia...Was tabbed the California League Pitcher of the Week for June 11-17...Fanned a season-high 13 batters on June 12 at San Jose... Was promoted to Double-A Mobile on June 18...Recorded 11 strikeouts on June 27 versus West Tenn...Named the fourth-best prospect in the ARI organization and 15th-best prospect in the Southern League following the season by *Baseball America*...Saw action in eight games with Scottsdale in the Arizona Fall League following the season, posting a 1-1 record, 2.13 ERA and 18 strikeouts...Selected by Arizona in the first round (11th overall pick) of the June 2006 First-Year Player Draft.

PERSONAL

Maxwell M. Scherzer...Native of Chesterfield, MO...Attended Parkway Central High School and the University of Missouri...Named the Big 12 Conference Pitcher of the Year as a sophomore at the University of Missouri in 2005 after going 9-4 with a 1.86 ERA in 16 starts...Pitched for Team USA in the Summer of 2005...Went 2-1 with a 2.70 ERA and 24 strikeouts in four outings...He and his wife, Erica, have one daughter, Brooklyn.

CAREER TRANSACTIONS

- 2006..... Selected by ARI in first round (11th overall) of First-Year Player Draft.
- 2009..... Acquired by DET with LHP Daniel Schlereth in exchange for RHP Edwin Jackson (from DET) and RHP Ian Kennedy (from NYY), Dec. 9.
- 2015..... Signed with Washington as a free agent, Jan. 21.

SIGNED BY

Joe Robinson (Diamondbacks)

CAREER FIELDING

YEAR / POS.	PCT.	G	PO	A	E	TC	DP
2018 / P	.941	33	8	8	1	17	0
Career / P	.954	338	114	158	13	285	11

CAREER BESTS


- LONGEST START..... 9.0 IP, 9x, last: 9/8/18 vs. CHI
- WINNING STREAK..... 13 games, 4/6/13 - 7/13/13
- MOST SINGLE-GAME K'S..... 20, 5/11/16 vs. DET
- CAREER 10-K GAMES (82)..... 5/11/16 vs. DET (20)  
10/3/15 at NYM (17)  
5/20/12 vs. PIT (15)  
6/14/15 at MIL (15)  
5/6/18 vs. PHI (15)  
5/30/10 vs. OAK (14)  
8/14/14 vs. PIT (14)  
6/6/17 at LAD (14)  
6/28/14 at HOU (13)  
5/27/15 at CHI (13)  
5/26/17 vs. SDP (13)  
5/19/18 vs. LAD (13)  
6/5/18 vs. TBR (13)  
9/20/18 vs. NYM (13)  
6/17/12 vs. COL (12)  
4/17/13 at SEA (12)  
9/15/13 vs. KC (12)  
9/23/15 vs. BAL (12)  
7/2/17 at STL (12)  
5/30/18 at BAL (12)  
9/7/08 at LAD (11)  
9/17/10 at CWS (11)  
4/13/12 at CWS (11)  
4/12/13 at OAK (11)  
8/24/13 at NYM (11)  
7/24/14 at LAA (11)  
8/9/14 at TOR (11)  
8/30/14 at CWS (11)  
5/16/15 at SDP (11)  
6/1/16 at PHI (11)  
6/13/16 vs. CHI (11)  
8/3/16 at ARI (11)  
8/30/16 at PHI (11)

CAREER BESTS (cont)

- 5/4/17 vs. ARI (11)
- 5/9/17 at BAL (11)
- 5/31/17 at SFG (11)
- 6/21/17 at MIA (11)
- 4/14/18 vs. COL (11)
- 5/11/18 at ARI (11)
- 7/27/18 at MIA (11)
- 8/12/18 at CHI (11)
- 9/3/18 vs. STL (11)
- 9/8/18 vs. CHI (11)
- 5/21/09 at FLA (10)
- 5/26/09 vs. SDP (10)
- 8/13/11 at BAL (10)
- 8/15/12 at MIN (10)
- 4/29/13 vs. MIN (10)
- 5/31/13 at BAL (10)
- 6/17/13 vs. BAL (10)
- 9/25/13 at MIN (10)
- 4/13/14 at SDP (10)
- 4/24/14 vs. CWS (10)
- 5/1/15 at NYM (10)
- 5/6/15 vs. MIA (10)
- 6/20/15 at PIT (10)
- 8/9/15 vs. COL (10)
- 9/2/15 at STL (10)
- 9/28/15 vs. CIN (10)
- 5/17/16 at NYM (10)
- 6/18/16 at SDP (10)
- 6/24/16 at MIL (10)
- 6/29/16 vs. NYM (10)
- 7/23/16 vs. SDP (10)
- 8/9/16 vs. CLE (10)
- 8/25/16 vs. BAL (10)
- 9/27/16 vs. ARI (10)
- 4/12/17 vs. STL (10)
- 6/11/17 vs. TEX (10)
- 6/16/17 at NYM (10)
- 7/7/17 vs. ATL (10)
- 7/15/17 at CIN (10)
- 8/13/17 at SFG (10)
- 8/28/17 vs. MIA (10)
- 9/24/17 at NYM (10)
- 3/30/18 at CIN (10)
- 4/9/18 vs. ATL (10)
- 4/25/18 at SFG (10)
- 6/16/18 at TOR (10)
- 8/2/18 vs. CIN (10)
- 8/23/18 vs. PHI (10)
- 9/25/10 vs. MIA (10)
- 8/1/17 at MIA (O'Grady)

SCHERZER





# PEDRO SEVERINO

# 29

BATS: RIGHT

BORN: 7/20/93 Bonao, DOM

THROWS: RIGHT

'19 OPENING DAY AGE: 25

HEIGHT: 6'1"

MLB SERVICE: 1.099

WEIGHT: 219

ACQUIRED: Signed as a non-drafted free agent, Dec. 13, 2010

sevi\_4

## SEVERINO CAREER RECORD

YEAR	CLUB	AVG	G	AB	R	H	TB	2B	3B	HR	RBI	SH	SF	HP	BB	SO	SB	CS	OBP	SLG	OPS	E
2011	GCL Nationals	.183	32	115	16	21	33	4	1	2	9	2	0	2	10	27	0	0	.260	.287	.547	3
2012	GCL Nationals	.220	38	109	9	24	29	3	1	0	8	2	1	4	9	9	0	0	.301	.266	.567	2
2013	Hagerstown	.241	84	282	28	68	94	19	2	1	45	3	3	1	13	54	1	0	.274	.333	.607	14
2014	Potomac	.247	94	291	41	72	116	15	1	9	36	6	3	5	21	57	2	0	.306	.399	.705	10
2015	Harrisburg	.246	91	329	33	81	109	13	0	5	34	6	2	1	19	51	1	2	.288	.331	.619	8
	Washington	.250	2	4	1	1	2	1	0	0	0	0	0	0	1	0	0	0	.250	.500	.750	0
2016	Syracuse	.271	82	291	25	79	98	13	0	2	21	1	4	2	19	45	3	4	.316	.337	.653	3
	Washington	.321	16	28	6	9	17	2	0	2	4	0	0	1	5	3	0	0	.441	.607	1.048	1
2017	Syracuse	.242	59	211	17	51	70	4	0	5	29	0	1	0	15	43	1	1	.291	.332	.623	3
	Auburn	.364	4	11	4	4	6	0	1	0	0	0	0	1	0	1	0	0	.417	.545	.962	0
	Washington	.172	17	29	0	5	6	1	0	0	3	0	0	0	2	10	0	0	.226	.207	.433	1
2018	Washington	.168	70	190	14	32	47	9	0	2	15	0	1	4	18	47	1	0	.254	.247	.501	0
	Syracuse	.269	33	130	14	35	60	5	1	6	13	0	1	0	5	23	0	0	.294	.462	.756	5
	MINORS TOTALS	.246	517	1769	187	435	615	76	7	30	195	20	15	16	111	310	8	7	.294	.348	.642	48
	MLB TOTALS	.187	105	251	21	47	72	13	0	4	22	0	1	5	25	61	1	0	.273	.287	.560	2

## 2016 POSTSEASON

RD.	CLUB, OPP.	AVG	G	AB	R	H	TB	2B	3B	HR	RBI	SH	SF	HP	BB	SO	SB	CS	OBP	SLG	OPS	E
NLDS	WSH vs. LAD	.100	4	10	1	1	2	1	0	0	0	0	0	0	0	3	0	0	.100	.200	.300	0
TOTALS		.100	4	10	1	1	2	1	0	0	0	0	0	0	0	3	0	0	.100	.200	.300	0

## 2017 POSTSEASON

RD.	CLUB, OPP.	AVG	G	AB	R	H	TB	2B	3B	HR	RBI	SH	SF	HP	BB	SO	SB	CS	OBP	SLG	OPS	E
NLDS	WSH vs. CHI																					
NOT ON POSTSEASON ROSTER																						

## CAREER

Young catcher with advanced defensive skills...Was ranked the "Best Defensive Catcher" in Washington's system, per *Baseball America*, entering 2018 and 2017...Is known for bringing energy and confidence to the park every single day...Has thrown out 35 percent (191-for-549) of attempted base stealers over seven-year Minor League career, and in parts of four MLB seasons, has thrown out 16 of 52 (31%) of attempted base stealers...Made his MLB debut in 2015.

## 2018

Did not make the Opening Day roster, but was recalled on April 2...Went on to enjoy two stints with the Nationals...Stepped up following injury to Matt Wieters and appeared in a career-high 70 games...Ranked eighth in Major League Baseball (5th in NL) with a 3.74 catcher ERA (min. 500 innings played)...Recorded a career-high eight-game hitting streak from April 28 to May 15...Hit .321 (9-for-28) with four doubles, two RBI, two walks and three runs scored during the streak...Threw out 11 of 40 (27.5%) would-be base stealers...Clubbed a three-run homer on July 7 vs. Miami (Hernandez)...His previous three Major League home runs were all solo homers...The three RBI marked a single-game career-high...In his last 33 games with Triple-A Syracuse he hit .269 with five doubles, one triple, six homers, 13 RBI, five walks and 14 runs scored.

## 2017

Enjoyed five stints with Washington...Hitting .248 (55-for-222) with four doubles, one triple, five home runs, 29 RBI, 15 BB and 21 runs in 63 Minor League games...Threw out 20 of 63 (32%) would-be base stealers in Triple-A Syracuse and short-season Single-A Auburn...Recorded two hits on Sept. 5 at MIA (2-for-4, RBI)...Threw out two of five (40%) would-be base stealers in 10 MLB games...Made six starts for the Nationals...Hit .273 (15-for-55) with a double, triple, homer, six RBI, seven walks and five runs scored in 19 games for Aguilas Cibaeñas of the Dominican Winter League.

## AWARDS AND HONORS

- 2018..... Washington's No. 14 prospect, per *Baseball America*
- 2017..... Washington's No. 9 prospect, per *Baseball America*
- 2016..... Washington's No. 11 prospect, per *Baseball America*
- 2015..... Eastern League All-Star (post-season)
- 2015..... Eastern League All-Star (mid-season)
- 2013..... South Atlantic League All-Star (mid-season)

**2016**

Enjoyed three stints with Washington...Hit .467 (7-for-15) with a double, home run, two RBI and three runs in seven games in his second stint from July 30 to Aug. 19...Clubbed his first MLB home run, Aug. 17 at COL (Carasiti)...Was a pinch-hit home run in the top of the seventh inning...Took over as one of Washington's two everyday catchers in the final week of 2016 after Wilson Ramos suffered a torn ACL...Clubbed a game-tying solo homer, Sept. 29 vs. ARI (Ray)...Recorded his first career multi-hit game and RBI on Aug. 3 at ARI...Hit .275 with 12 doubles, two homers, 21 RBI, 19 walks and 25 runs scored in 81 games for Triple-A Syracuse...Started Game 1 and Game 4 of the NLDs...Hit .235 with one triple and one RBI in six games for Aguilas Cibaeñas of the Dominican Winter League.

**2015**

Began the season with Double-A Harrisburg before having his contract selected on Sept. 1...Made his MLB debut, Sept. 20 vs. MIA...Recorded his first MLB hit in his first MLB plate appearance, smoking a pinch-hit double off the left field wall, September 20 vs. MIA (Ureña)...Hit .246 with with 13 doubles, five homers, 34 RBI, 19 walks and 33 runs scored in a career-high 91 games with Double-A Harrisburg...Named Eastern League mid-season and post-season All-Star.

**2014**

Clubbed a career-high nine home runs, good for third on Double-A Harrisburg...Entered the season rated as the No. 16 prospect in the Nationals chain, according to *Baseball America*...Appeared in 12 games for Mesa of the Arizona Fall League, hitting .233 with two doubles, one triple and five RBI.

**2013**

Named a South Atlantic League mid-season All-Star after hitting .254 with eight doubles, one triple and 19 RBI in the first half.

**2012**

For the second year in a row, took part in Nationals Extended Spring Training...Played in 38 games for the GCL Nationals.

**2011**

In his first professional season, played for the GCL Nationals after taking part in Washington's Extended Spring Training program.

**PERSONAL**

Pedro Severino...Native of Bonao, Dominican Republic...Signed as a non-drafted free agent, Dec. 13, 2010...Caught the eye of Nationals Johnny DiPuglia and Moises de la Mota.

**CAREER TRANSACTIONS**

2010 ..... Signed with Washington as a non-drafted free agent, Dec. 10.

**SIGNED BY**

Johnny DiPuglia and Moises de la Mota (Nationals)

**CATCHER THROWING STATS**

YEAR	GS (W-L)	CS	SBA	CS%	PB	CATCHER'S ERA
2018	56 (25-31)	11	40	27.5%	4	3.74 (212 ER/512.0 IP)
CAREER	70 (32-38)	16	52	30.8%	6	3.82 (281 ER/662.2 IP)

**CAREER FIELDING**

YEAR / POS.	PCT	G	PO	A	E	TC	DP
2018 / C	1.000	67	534	31	0	565	3
CAREER / C	.997	94	690	43	2	735	4

**CAREER BESTS**

SINGLE-GAME HITS	2, 6x, last 5/8/18 at SDP
SINGLE-GAME RBI	3, 7/7/18 vs. MIA
HITTING STREAK	8 games, 4/28/18 - 5/15/18
MULTI-HR GAMES	None
CAREER GRAND SLAMS	None
CAREER PINCH HOMERS (1)	8/17/16 at COL (Carasiti)
CAREER WALK-OFF HOMERS	None

SEVERINO





# TONY SIPP

# 36

**LHP**
**BATS: LEFT**
**BORN: 7/12/83 Pascagoula, MS**
**THROWS: LEFT**
**'19 OPENING DAY AGE: 35**
**HEIGHT: 6'0"**
**MLB SERVICE: 9.100**
**WEIGHT: 194**
**ACQUIRED: Signed as a free agent,  
March 14, 2019**
**SIPP CAREER RECORD**

YEAR	CLUB	W	L	ERA	G	GS	CG	SHO	SV	IP	H	R	ER	HR	HB	BB	SO	SO/9	WP	BK	BAA
2004	Mahoning Valley	3	1	3.16	10	10	0	0	0	42.2	33	23	15	5	1	13	74	15.6	3	3	.212
2005	Lake County	4	1	2.22	13	12	0	0	0	69.0	47	19	17	5	0	19	71	9.3	5	0	.196
	Kinston	2	2	2.66	22	5	0	0	2	47.1	34	19	14	4	2	23	59	11.2	3	0	.205
2006	Akron	4	2	3.13	29	4	0	0	3	60.1	44	23	21	2	0	21	80	11.9	3	0	.201
2007										DID NOT PITCH / Injured											
2008	GCL Indians	0	0	0.00	3	1	0	0	0	4.0	0	0	0	0	1	4	9.0	0	0	0	.000
	Kinston	0	0	1.13	5	0	0	0	0	8.0	4	2	1	0	0	3	10	11.3	0	0	.148
	Akron	0	3	3.74	16	0	0	0	1	21.2	19	12	9	4	0	7	32	13.3	0	0	.235
2009	Columbus	1	0	3.71	12	0	0	0	1	17.0	17	8	7	1	0	6	22	11.6	5	0	.254
	Cleveland	2	0	2.93	46	0	0	0	0	40.0	27	16	13	5	0	25	48	10.8	3	0	.194
2010	Cleveland	2	2	4.14	70	0	0	0	1	63.0	48	30	29	12	2	39	69	9.9	4	0	.218
2011	Cleveland	6	3	3.03	69	0	0	0	0	62.1	45	22	21	10	0	24	57	8.2	2	1	.201
2012	Cleveland	1	2	4.42	63	0	0	0	1	55.0	47	29	27	9	1	23	51	8.4	3	0	.228
2013	Arizona	3	2	4.78	56	0	0	0	0	37.2	35	22	20	6	3	22	42	10.0	3	1	.240
	Reno	1	0	0.00	9	0	0	0	1	10.0	3	1	0	0	0	5	12	10.8	1	0	.088
2014	El Paso	1	1	4.30	11	0	0	0	0	14.2	14	7	7	1	1	2	21	12.9	0	0	.241
	Houston	4	3	3.38	56	0	0	0	4	50.2	28	19	19	5	0	17	63	11.2	3	0	.157
2015	Houston	3	4	1.99	60	0	0	0	0	54.1	41	13	12	5	1	15	62	10.3	4	0	.208
2016	Houston	1	2	4.95	60	0	0	0	1	43.2	52	26	24	12	1	18	40	8.2	0	0	.297
2017	Houston	0	1	5.79	46	0	0	0	0	37.1	36	25	24	8	1	16	39	9.4	1	0	.247
	Fresno*	0	0	4.50	2	0	0	0	0	2.0	2	1	1	0	0	0	0	0	0	0	.222
	Corpus Christi*	0	0	0.00	1	1	0	0	0	1.0	0	0	0	0	0	1	2	18.0	0	0	0.000
2018	Houston	3	1	1.86	54	0	0	0	0	38.2	27	8	8	1	1	13	42	9.8	2	0	.200
	<b>MINORS TOTALS</b>	16	10	2.78	133	33	0	0	8	297.2	217	115	92	22	4	101	387	11.7	21	3	.203
	<b>MLB TOTALS</b>	25	20	3.67	580	0	0	0	7	482.2	386	210	197	73	10	212	513	9.6	25	2	.219

\* - Rehab Assignment

**2015 POSTSEASON**

RD.	CLUB, OPP.	W	L	ERA	G	GS	CG	SHO	GF	SV	IP	H	R	ER	HR	HB	BB	SO	WP	BK	BAA
ALWC	HOU vs. NYY	0	0	0.00	1	0	0	0	0	0	1.0	0	0	0	0	0	1	1	0	0	.000
ALDS	HOU vs. KCR	0	1	0.00	5	0	0	0	0	0	4.1	1	1	0	0	0	1	4	0	0	.067
	<b>TOTALS</b>	0	1	0.00	6	0	0	0	0	0	5.1	1	1	0	0	0	2	5	0	0	.056

**2018 POSTSEASON**

RD.	CLUB, OPP.	W	L	ERA	G	GS	CG	SHO	GF	SV	IP	H	R	ER	HR	HB	BB	SO	WP	BK	BAA
ALDS	HOU vs. CLE	0	0	—	0	0	0	0	0	0	0.0	0	0	0	0	0	0	0	0	0	—
ALCS	HOU vs. BOS	0	0	0.00	3	0	0	0	1	0	1.1	1	0	0	0	0	2	2	0	0	.200
	<b>TOTALS</b>	0	0	0.00	3	0	0	0	1	0	1.1	1	0	0	0	0	2	2	0	0	.200

**CAREER**

Veteran left-hander was signed by they Nationals on March 13, 2019...Enters the 2019 season ranked among active left-handed relievers in innings pitched (2nd, 482.2), opponent batting average (3rd, .219), strikeouts (3rd, 513) and career appearances (3rd, 580)... Has been effective against both left-handed (.221/.298/.409)and right-handed hitters (.216/.309/.409) during his career...

Has reached the 60-appearance mark in six of his 10 seasons, including a career-high 70 appearances in 2010...Has twice (2nd in 2015 and 4th in 2018) ranked in ERA among left-handed relievers.

**2018**

Went 3-1 with a 1.86 ERA in 54 games for Houston...Struck out 42 batters in 38.2 innings (9.8 SO/9.0 IP), walked 13 batters (3.0 BB/9.0 IP) and surrendered just one home run along the way...His 1.86 ERA was a career-best and ranked fourth among Major League left-handed pitchers (min. 30.0 IP)...It was the best ERA by an Astros left-handed reliever since Billy Wagner posted a 1.78 ERA in 2003...Offered scoreless relief in 47 of his 54 outings...Left-handed batters hit .191 (13-for-68) with a .263 OBO and a .294 SLG...He allowed just five extra-base hits to left-handed batters (4 2B, HR) and struck out 17 lefties while walking six...Allowed just four of 37 inherited runners to score...10.8% IRS ranked fourth in MLB.

**AWARDS AND HONORS**

- 2006..... Arizona Fall League Rising Star
- 2005..... South Atlantic League All-Star (mid-season)



**2017**

Made 46 relief appearances for the Astros...Struck out 39 batters in 37.1 innings for a 9.40 strikeouts per 9.0 IP ratio, which was his highest mark since 2015 (10.27)...Struck out a season-high three batters on May 16 at MIA...Pitched 2.2 scoreless innings in the outing, which became a new career-high...became the first Astros left-handed reliever to allow no hits and no walks in an outing of 2.2 innings or more since C.J. Nitkowski went 3.0 perfect frames on April 9, 1998 at SFG...Finished the season scoreless in seven of his last eight appearances (1.69 ERA).

**2016**

Made 60 appearances for the second consecutive season...Became the first Astros lefty with three consecutive seasons of at least 50 appearances since Tim Lincecum (2008-10)...Recorded the 400th strikeout of his career on April 22 vs. Boston...Became one of six active left-handed relievers to reach 400 career strikeouts, joining Aroldis Chapman, Andrew Miller, Antonio Bastardo, Boone Logan and J.P. Howell.

**2015**

Made 50 appearances for the sixth straight season...Among AL lefty relievers, ranked second in ERA (1.99) behind LHP Zach Britton (1.92), and ranked fourth in opponent batting average (.208)...Also ranked sixth in strikeouts per 9.0 innings (10.27, 62SO/54.1IP)...Posted the lowest single-season ERA of his career, which was also the sixth-lowest put up by an Astros left-handed reliever all-time...Was the lowest since LHP Billy Wagner posted a 1.78 ERA in 2003...In the Postseason, pitched in all six of Houston's playoff games and was nearly unhittable, tossing 5.1 scoreless innings of relief while allowing just one hit...in the AL Wild Card Game at Yankee Stadium, fired a hitless 7th inning to help the Astros secure a 3-0 victory and a berth in the American League Division Series against the Royals.

**2014**

Led the Astros in holds (11) while posting the second-lowest single-season opponent batting average by a reliever in club history (.157), behind only LHP Billy Wagner's mark of .135 set in 1999...Also posted the fourth-lowest WHIP (0.89) by a reliever in club history, and the lowest since Wagner's 2003 season (0.87)...Ranked fifth among AL relievers in opponent batting average (.157) and eighth in WHIP (0.89)...Ranked third among all Major League pitchers in opponent batting average vs. lefties (.138, min. 90 batters faced)...Retired 20 consecutive batters to begin his Astros career, which marked the longest start-of career streak in franchise history per the Elias Sports Bureau.

**2013**

In his first season in the National League, went 3-2 for Arizona with a 4.78 ERA in 56 appearances...Struck out 42 in 37.2 innings, posting a 10.04 strikeouts per 9.0 innings ratio, his best mark since 2009 (10.80)...Reached the 50 appearance mark for the fourth consecutive season.

**2012**

Went 1-2 with one save and a 4.42 ERA in 63 relief appearances in his final season with Cleveland...Reached 10 holds for his fourth straight season.

**2011**

Made 69 appearances with Cleveland, going 6-3 with a 3.03 ERA...Ranked among the top five American League relievers in wins (T-3rd), holds (T-6th, 24) and appearances (T-7th)...Did not allow a run over his first eight outings (8.2IP)...Was scoreless in 21 of his first 22 outings.

**2010**

Spent the entire season at the Major League level, establishing career highs in innings (63.0) and appearances (70)...Ranked among AL relief leaders in fewest inherited runners scored (T-5th, 20.0%) and appearances (T-10th)...Picked up his first career save on July 23 vs. TBR.

**2009**

Opened the year with Triple-A Columbus before seeing his first action at the big league level, posting a 2-0 record with a 2.93 ERA in 46 games for Cleveland...Made his Major League debut on April 22 vs. KCR...Notched his first Major League win on July 9 at Chicago (AL).

**2008**

Returned to game action on June 20 after recovering from 2007 Tommy John surgery...Pitched across three levels in Cleveland's minor league system, combining to post one save and a 2.67 ERA (10ER/33.2IP) in 21 games (1 start)...Made it back to Double-A Akron on July 17 and finished his season with the Aeros.

**2007**

Suffered a strained ligament in his left throwing elbow in Spring Training and did not pitch the entire season...First tried rehabbing the injury before undergoing reconstructive surgery on his left elbow on July 10, performed by Dr. James Andrews.

NATIONALS  
PARKCOMMUNITY  
RELATIONSDREAM  
FOUNDATIONYOUTH BASEBALL  
ACADEMYFRONT OFFICE  
OWNERSHIPMANAGER  
COACHING STAFF

PLAYERS

2018  
IN REVIEWHISTORY AND  
RECORDSSCOUTING  
RESEARCH  
PLAYER DEV.

MEDIA

## TONY SIPP // LHP

## 2006

Made the jump to Double A and began the season in the rotation at Akron...Made four starts in April before being sidelined with a right oblique strain from April 25-May 21...Returned to pitch out of the bullpen for the remainder of the season...Pitched for Peoria in the Arizona Fall League following the season and earned a trip to the AFL Rising Stars Game after fanning 16 hitters in 10.1 innings (10g)

## 2005

Combined to post a 2.40 ERA in 35 games (17 starts) between Single-A Lake County and Single-A Advanced Kinston...Began the year with Lake County and was named a South Atlantic League Midseason All-Star as a starter...Promoted to Kinston midseason and finished the year as a reliever...Pitched in four Carolina League postseason games and did not allow a run

## 2004

Signed his first professional contract on July 1 and made his pro debut for Short Season Mahoning Valley, ranking sixth in the New York-Penn League with 74 strikeouts in just 42.2 innings pitched...pitched strictly as a starter, making 10 starts...

## PERSONAL

Tony Marcell Sipp...He and his wife, Kasey, have one daughter, Aaleiyah...Graduated from Moss Point (MS) High School...Attended Okaloosa-Walton (FL) Junior College and Mississippi Gulf Coast Community College...Transferred to Clemson (SC) University for his junior season.

## SIPP

## CAREER TRANSACTIONS

- 2001..... Selected by CHI in 28th round of the First-Year Player Draft (did not sign).  
 2002..... Selected by CWS in 33rd round of the First-Year Player Draft (did not sign).  
 2004..... Selected by CLE in the 45th round of the First-Year Player Draft (did not sign).  
 2012..... Acquired by ARI along with INF Didi Gregorius and INF Lars Anderson in exchange for RHP Trevor Bauer, RHP Bryan Shaw and RHP Matt Albers...CIN received OF Shin-Soo Choo and INF Jason Donald, Dec. 10.  
 2014..... Signed with SDP as a free agent, Feb. 7.  
 2015..... Signed with HOU as a free agent, Dec. 11.  
 2019..... Signed with Washington as a free agent, March 14.

## SIGNED BY

Tim Moore (Indians)

## CAREER FIELDING

YEAR / POS.	PCT.	G	PO	A	E	TC	DP
2018 / P	1.000	54	1	3	0	4	1
Career / P	.968	580	29	62	3	94	3





# BRANDON SNYDER

# 39

INF/OF

BATS: RIGHT BORN: 11/23/86 Las Vegas, NV  
 THROWS: RIGHT '19 OPENING DAY AGE: 32  
 HEIGHT: 6'2" MLB SERVICE: 2.063  
 WEIGHT: 210 ACQUIRED: Signed as Minor League free agent on Jan. 9, 2019

@BrandonSnyder29

## SNYDER CAREER RECORD

YEAR	CLUB	AVG	G	AB	R	H	TB	2B	3B	HR	RBI	SH	SF	HP	BB	SO	SB	CS	OBP	SLG	OPSE	
2005	Bluefield	.271	44	144	26	39	71	8	0	8	35	1	6	1	28	36	7	2	.380	.493	.873	4
	Aberdeen	.393	8	28	4	11	13	2	0	0	6	0	1	0	2	7	0	0	.419	.464	.883	2
2006	Delmarva	.194	38	144	12	28	49	12	0	3	20	3	3	0	9	55	0	0	.237	.340	.577	5
	Aberdeen	.234	34	124	14	29	42	8	1	1	11	0	1	1	5	43	2	1	.267	.339	.606	7
2007	Delmarva	.283	118	448	63	127	189	23	3	11	58	1	2	6	44	107	0	2	.354	.422	.776	11
2008	Frederick	.315	116	435	70	137	213	33	2	13	80	1	7	4	29	83	3	2	.358	.490	.848	12
2009	Bowie	.343	58	201	24	69	120	19	1	10	45	0	3	2	27	45	0	1	.421	.597	1.018	5
	Norfolk	.248	73	262	36	65	93	18	2	2	43	0	6	5	24	64	3	1	.316	.355	.671	6
2010	Norfolk	.257	98	339	36	87	138	22	1	9	43	0	2	7	28	101	4	1	.324	.407	.731	11
	Aberdeen	.231	3	13	2	3	7	1	0	1	4	0	0	0	2	0	0	0	.231	.538	.769	0
	Baltimore	.300	10	20	1	6	8	2	0	0	3	0	0	0	3	0	0	1	.300	.400	.700	2
2011	Norfolk	.261	114	448	55	117	182	21	1	14	71	0	9	5	32	91	1	2	.312	.406	.718	10
	Baltimore	.231	6	13	2	3	4	1	0	0	1	0	0	1	3	4	0	0	.412	.308	.720	1
2012	Texas	.277	40	65	11	18	29	2	0	3	9	1	0	0	3	26	0	0	.309	.446	.755	0
	Round Rock	.253	23	87	12	22	35	7	0	2	9	1	0	0	4	30	0	0	.286	.402	.688	3
2013	Pawtucket	.261	68	249	37	65	113	16	1	10	37	0	1	7	20	69	3	1	.332	.454	.786	9
	Boston	.180	27	50	5	9	18	3	0	2	7	0	0	2	0	16	0	0	.212	.360	.572	1
2014	Pawtucket	.206	35	126	13	26	56	6	0	8	19	0	1	3	11	50	1	0	.284	.444	.728	2
2015	Bowie	.278	93	334	59	93	156	26	2	11	52	0	1	4	37	105	1	0	.356	.467	.823	8
2016	Gwinnett	.327	43	147	19	48	65	8	0	3	26	1	3	1	8	35	6	0	.358	.442	.800	0
	Atlanta	.239	37	46	8	11	30	5	1	4	9	0	0	1	16	0	0	0	.255	.652	.907	1
2017	Syracuse	.263	121	418	72	110	205	24	1	23	77	0	5	11	52	127	4	4	.356	.490	.846	5
2018	Durham	.253	106	387	56	98	180	24	2	18	60	0	5	4	42	146	2	0	.329	.465	.794	8
	Tampa Bay	.167	2	6	0	1	2	1	0	0	0	0	0	0	2	0	0	0	.167	.333	.500	0
<b>MINORS TOTALS</b>		.271	1193	4334	610	1174	1927	278	17	147	696	8	56	61	402	1196	37	17	.337	.445	.782	108
<b>MLB TOTALS</b>		.240	122	200	27	48	91	14	1	9	29	1	0	3	7	67	0	1	.276	.455	.731	5

## CAREER

Northern Virginia native (Centerville, Va.) and graduate of Westfield High School in Chantilly, Va. joins the Nationals on a Minor League contract with an invite to 2019 MLB Spring Training...Was also a non-roster invite to 2017 Spring Training with Washington...Has played first base (578), third base (174 G), left field (61 G), right field (55 G), catcher (30 G), second base (22 G), center field (3 G), and shortstop (1 G), during 14-year Minor League career...Versatility has translated to MLB career, where he has played first base (33 G), third base (28 G), left field (7 G), right field (5 G), and catcher (1 G)...Has recorded a .478 slugging percentage (48 2B, 3 3B, 41 HR) across his last two Minor League seasons.

## 2018

Spent the majority of the season with Triple-A Durham in Tampa Bay's organization...Had his contract selected on April 17, appeared in two games with the Rays before being designated for assignment and returning to Durham on April 21...Appeared mainly at third base (54 G) and first base (44 G).

## 2017

Spent the season in Washington's system, appearing in 121 games with Triple-A Syracuse...Ranked second among Nationals Minor Leaguers in home runs (23) and RBI (77)...Both were career highs...Was named an International League All-Star and an Organizational All-Star following the season.

## 2016

In his only season with the Braves, began the season with Triple-A Gwinnett before having his contract selected on June 2...Enjoyed two stints with Atlanta...Was 9-for-33 (.273) with three HR as a pinch hitter...His first eight hits were all extra-base hits (4 2B, 3 HR, 1 3B) making him the first Braves player in the Modern Era (since 1900) whose first eight hits of a season all went for extra bases (*Elias*).

## AWARDS AND HONORS

- 2017..... MiLB.com Organization All-Star
- 2017..... International League All-Star (mid-season)
- 2011..... Baltimore's No. 20 prospect, per *Baseball America*
- 2010..... Baltimore's No. 6 prospect, per *Baseball America*
- 2009..... Arizona Fall League Rising Stars Game
- 2009..... International League Player of the Week (Aug. 10)
- 2009..... Baltimore's No. 9 prospect, per *Baseball America*
- 2008..... Baltimore's No. 6 prospect, per *Baseball America*
- 2007..... Hawaiian Winter League All-Star
- 2007..... Baltimore's No. 7 prospect, per *Baseball America*
- 2006..... Baltimore's No. 7 prospect, per *Baseball America*



## BRANDON SNYDER // INF/OF

## 2015

Appeared in 93 games for Double-A Bowie in the Orioles system after playing one game with independent Southern Maryland to open his campaign... Posted an 11-game hitting streak from June 14-29, batting .371 (13-for-35) with 14 runs, seven extra-base hits and five RBI during the stretch... Batted .304 (65-for-214) over a three-month stretch from May through July, with 10 of his 11 home runs on the season.

## 2014

Played just 35 games with Triple-A Pawtucket in the Boston chain, batting .206 (26-for-126) and eight home runs.

## 2013

Split the season between Triple-A Pawtucket (68 games) and Boston (27 games)...Made 11 starts for the Red Sox, and drove in a run in four of them... Five of his nine hits went for extra-bases (3 doubles, 2 home runs) and both of his home runs came at Fenway Park...At the time of his promotion to Boston on June 25, was leading Triple-A Pawtucket with 36 runs and 16 doubles, and ranked second on the club with 37 RBI and 10 home runs.

## 2012

Enjoyed two stints with Texas...Made his first career Opening Day roster... Started for Texas at first base (8), right field (3), designated hitter (2), third base (1) and left field, matching Michael Young for the most positions with a start on the team (5)...Hit his first career home run on May 2 at Toronto (Romero)...Went 3-for-5 with a homer and six RBI on May 7 at Baltimore...Became just the third rookie in Rangers history with at least six RBI in a game.

## 2011

Spent the bulk of the season at Triple-A Norfolk, batting .261 with 21 doubles, a career-high 14 home runs and 71 RBI in 114 games...Appeared in six games over two stints with Baltimore...Hit safely in two of his four big league starts, all at first base...Led the Tides in RBI, hits (117) and total bases (182), and ranked among club leaders in home runs (3rd), doubles (T3rd), and runs (T3rd, 55).

## 2010

Played his first full season at the Triple-A level with Baltimore's Norfolk club...Made his Major League debut as a defensive replacement at first base in the ninth inning on Sept. 10 at Detroit...Recorded his first MLB hit and RBI with a second-inning single on Sept. 13 vs. Toronto (Rzepczynski).

## 2009

Split the season between Baltimore's Double-A Bowie and Triple-A Norfolk clubs, combining to bat .289 (134-for-463) with 12 homers and a career-high 88 RBI...Named the International League Player of the Week for Aug 3-9, when he hit .500 with four RBI and five runs.

## 2008

Ranked second in the Carolina League in average and fifth in hits...Had a 17-game hitting streak from June 13 to July 16.

## 2007

Rebounded from an injury-plagued 2006 and won the Moe Drabowsky Comeback Player of the Year Award.

## 2006

Combined to hit .213 (57-for-268) in 72 games between Single-A Aberdeen and Single-A Delmarva.

## 2005

Spent most of his first professional season at short-season Single-A Bluefield...Named the Appalachian League's top prospect by *Baseball America*.

## PERSONAL

Brandon Roger Snyder...Attended Westfield High School in Chantilly, Va...His father, Brian Snyder, enjoyed a 12-year professional career in the Seattle (1979-85), San Diego (1986-87), Oakland (1988-89) and Atlanta (1990) chains...Appeared in the big leagues for Seattle in 1985 and Oakland in 1989.

## CAREER TRANSACTIONS

2005..... Selected by BAL in first round (No. 13) of First-Year Player Draft.  
2012..... Acquired by TEX in exchange for cash considerations, Jan. 3.  
2013..... Signed with BOS as a free agent, April 2.  
2015..... Signed with BAL as a free agent, April 27.  
2016..... Signed with Washington as a free agent, Nov. 16.

## SIGNED BY

Ty Brown (Orioles)

## CAREER FIELDING

YEAR / POS.	PCT.	G	PO	A	E	TC	DP
2018 / 3B	1.000	2	1	3	0	4	0
CAREER / 1B	.984	33	169	13	3	185	13
CAREER / 3B	.957	28	14	30	2	46	4
CAREER / LF	1.000	7	3	0	0	3	0
CAREER / RF	1.000	5	7	0	0	7	0
CAREER / C	1.000	1	1	0	0	1	0

## CAREER BESTS

SINGLE-GAME HITS..... 3, 2x, last 5/7/12 at BAL  
SINGLE-GAME RBI..... 6, 5/7/12 at BAL  
HITTING STREAK..... 3 games, Many Times  
MULTI-HR GAMES..... None  
CAREER GRAND SLAMS..... None  
CAREER PINCH HOMERS (4)..... 5/15/12 vs. KCR (Mijares)  
6/24/16 vs. NVM (Matz)  
9/11/16 vs. NVM (Lugo)  
9/30/16 vs. DET (Norris)  
CAREER WALK-OFF HOMERS..... None

SNYDER





## JUAN SOTO // OF

### 2016

At the age of 17 (2.5 years younger than the average GCL age) was named the Gulf Coast League MVP and post-season All-Star after leading the league in hitting at .361...Also led the league in slugging (.550) and ranked second in OBP (.410)...His .368 batting average on the season led all Nationals farmhands and was good for third in all of Minor League Baseball.

### 2015

Was considered one of the best hitters in the 2015 International Signing Class.

### PERSONAL

Juan Jose Soto.

*When it was all said and done, Juan Soto's 2018 season was arguably the best season by a teenager in Major League history...Here is where he ranked among teenagers in several categories:*

#### TEENAGE RANKS

RK	PLAYER	HOME RUNS
1.	Tony Conigliaro (1964)	24
T2.	Bryce Harper (2012)	22
T2.	Juan Soto (2018)	22

RK	PLAYER	BATTING AVERAGE
1.	Mel Ott (1928)	.322
2.	Edgar Renteria (1996)	.309
3.	Juan Soto (2018)	.292

RK	PLAYER	SLUGGING PERCENTAGE
1.	Tony Conigliaro (1964)	.530
2.	Mel Ott (1928)	.524
3.	Juan Soto (2018)	.517

RK	PLAYER	WALKS
1.	Juan Soto (2018)	79
2.	Will Smallley (1890)	60
3.	Rusty Staub (1963)	59

RK	PLAYER	wRC+
1.	Juan Soto (2018)	145
2.	Bryce Harper (2012)	121
3.	Sherry Magee (1904)	117

RK	PLAYER	RBI
1.	Phil Cavarretta (1935)	82
2.	Mel Ott (1928)	77
3.	George Davis (1890)*	73
4.	Juan Soto (2018)	70

\*RBI did not become an official statistic until 1920

RK	PLAYER	ON-BASE PERCENTAGE
1.	Juan Soto (2018)	.406
2.	Mel Ott (1928)	.397
3.	Edgar Renteria (1996)	.358

RK	PLAYER	OPS
1.	Juan Soto (2018)	.923
2.	Mel Ott (1928)	.921
3.	Tony Conigliaro (1964)	.883

RK	PLAYER	OPS+
1.	Juan Soto (2018)	142
2.	Mel Ott (1928)	139
3.	Tony Conigliaro (1964)	137

RK	PLAYER	wOBA
1.	Juan Soto (2018)	.392
2.	Bryce Harper (2012)	.352
3.	Cesar Cedeno (1970)	.350

### 2018 NATIONAL LEAGUE ROOKIE RANKS

CATEGORY	N.L. RANK
OBP (min. 400 PA)	1st, .406
OPS (min. 400 PA)	1st, .923
RBI	1st, 70
Walks	1st, 79
BB% (FanGraphs)	1st, 16.0%
wOBA (FanGraphs)	1st, .392
Win Prob. Added (FanGraphs)	1st, 3.09
wRC+ (FanGraphs)	1st, 145
Win Prob. Added (Baseball Ref.)	1st, 3.401
SLG (min. 400 PA)	2nd, .517
Home Runs	2nd, 22
Batting Average (min. 400 PA)	2nd, .292
WAR (FanGraphs)	2nd, 3.7
OPS+ (Baseball Reference)	2nd, 142



#### SOTO

##### CAREER TRANSACTIONS

2015.....Signed with Washington as a non-drafted free agent, July 2.

##### SIGNED BY

Modesto Ulloa (Nationals)

##### CAREER FIELDING

YEAR / POS.	PCT.	G	PO	A	E	TC	DP
2018 / LF	.991	114	207	4	2	213	2
CAREER / LF	.991	114	207	4	2	213	2

##### CAREER BESTS

SINGLE-GAME HITS.....4, 6/29/18 at PHI  
 SINGLE-GAME RBI.....5, 6/29/18 at PHI  
 HITTING STREAK.....10 games, 2x, last 9/5/18 - 9/16/18  
 MULTI-HR GAMES (3).....6/13/18 at NYY (2)  
 6/29/18 at PHI (2)  
 9/11/18 at PHI (2)

CAREER GRAND SLAMS.....None  
 CAREER PINCH HOMERS (1).....5/15/18 vs. NYY (Green)  
 CAREER WALK-OFF HOMERS.....None



# ANDREW STEVENSON 45

OF

**BATS:** LEFT      **BORN:** 6/1/94 Lafayette, LA  
**THROWS:** LEFT      **'19 OPENING DAY AGE:** 24  
**HEIGHT:** 6'0"      **MLB SERVICE:** 0.158  
**WEIGHT:** 192      **ACQUIRED:** Selected in the second round of the 2015 First-Year Player Draft

Instagram: [astevenson06](#)

Twitter: [@astevenson6](#)

## STEVENSON CAREER RECORD

YEAR	CLUB	AVG	G	AB	R	H	TB	2B	3B	HR	RBI	SH	SF	HP	BB	SO	SB	CS	OBP	SLG	OPS	E
2015	Auburn	.361	18	72	11	26	31	1	2	0	9	0	1	0	7	12	7	3	.413	.431	.844	0
	GCL Nationals	.200	2	5	1	1	1	0	0	0	0	0	0	0	1	2	0	0	.333	.200	.533	0
	Hagerstown	.285	35	137	28	39	49	3	2	1	16	2	2	4	8	16	16	4	.338	.358	.696	1
2016	Potomac	.304	68	273	37	83	114	12	8	1	18	2	1	0	24	44	27	9	.359	.418	.777	2
	Harrisburg	.246	65	256	38	63	84	11	2	2	16	2	1	1	20	51	12	5	.302	.328	.630	0
2017	Harrisburg	.350	20	80	14	28	35	5	1	0	12	0	0	0	11	19	1	3	.429	.438	.867	0
	Syracuse	.252	79	309	38	78	99	7	4	2	26	2	0	1	19	72	10	1	.298	.320	.618	2
	Washington	.158	37	57	5	9	11	2	0	0	1	2	0	0	7	20	1	0	.250	.193	.443	0
2018	Syracuse	.235	77	293	40	69	99	10	1	6	28	1	1	5	31	75	12	6	.318	.338	.656	2
	Washington	.253	57	75	9	19	24	2	0	1	13	1	3	1	6	23	1	1	.306	.320	.626	1
<b>MINORS TOTALS</b>		.272	364	1425	207	387	512	49	20	12	125	9	6	11	121	291	85	31	.332	.359	.691	7
<b>MLB TOTALS</b>		.212	94	132	14	28	35	4	0	1	14	3	3	1	13	43	2	1	.282	.265	.547	1

## CAREER

Athletic, speedy, left-handed outfielder was Washington's top choice in the 2015 First-Year Player Draft (second round, No. 58 overall) out of Louisiana State University...Appeared in just 281 Minor League games before his first Major League call-up in 2017.

## 2018

Began the season with Triple-A Syracuse before being recalled on April 17...Went on to enjoy two stints with the Nationals, appearing in a career-high 57 Major League games...Hit safely in seven of 10 Major League starts, hitting .286 (10-for-35)...Set career marks in hits (4), doubles (2), RBI (4) and runs (2) on April 25 at San Francisco...Clubbed his first career home run, a pinch-hit, game tying home run on Aug. 21 vs. Philadelphia (Arano) after being recalled from Triple-A earlier in the day...Appeared in 77 games for Triple-A Syracuse, hitting .235 with 10 doubles, one triple, six home runs, 28 RBI, 31 walks, 12 stolen bases and 40 runs scored.

## 2017

Enjoyed two stints with the Nationals after having his contract initially selected from Triple-A Syracuse on July 23...Made his MLB debut that day at Arizona...Entered the game as a pinch hitter and remained in the game in left field...Recorded his first MLB hit on July 28 vs. Milwaukee (Perez)...Made a game-winning diving catch to seal Washington's 3-2 win over the visiting Miami Marlins on Aug. 10 at Nationals Park...Hit .272 with 12 doubles, three triples, two homers, 38 RBI, 11 stolen bases and 52 runs scored in 99 games between Double-A Harrisburg and Triple-A Syracuse.

## 2016

In his first full professional season, hit .276 with 23 doubles, 10 triples, three homers, 34 RBI, 39 stolen bases and 75 runs scored in 133 games between Single-A Potomac and Double-A Harrisburg...His 39 stolen bases ranked second among Nationals farmhands...Was named Carolina League Player of the Week on June 26 and a Carolina League mid-season All-Star...Was named the MVP of the California League-Carolina League All-Star Game (3-for-5, 2 3B, 2 RBI, 2 R)...Hit .353 (30-for-85) with four doubles, two triples, two homers, 12 RBI, nine stolen bases and 18 runs scored in 21 games for Glendale of the Arizona Fall League.

## AWARDS AND HONORS

- 2018..... Washington's No. 13 prospect, per *Baseball America*
- 2017..... International League All-Star (mid-season)
- 2017..... Washington's No. 5 prospect, per *Baseball America*
- 2017..... MiLB.com Organization All-Star
- 2016..... Arizona Fall League All-Prospect Team
- 2016..... Carolina Lg./California Lg All-Star Game MVP
- 2016..... Carolina League All-Star (mid-season)
- 2016..... Carolina League Player of the Week (June 26)
- 2016..... Washington's No. 8 prospect per *Baseball America*

NATIONALS PARK  
 COMMUNITY RELATIONS  
 DREAM FOUNDATION  
 YOUTH BASEBALL ACADEMY  
 FRONT OFFICE | OWNERSHIP  
 MANAGER | COACHING STAFF  
**PLAYERS**  
 2018 IN REVIEW  
 HISTORY AND RECORDS  
 SCOUTING | RESEARCH | PLAYER DEV.



## ANDREW STEVENSON // OF

### 2015

Reported to short-season Single-A Auburn following the 2015 First-Year Player Draft...Saw action at three levels of Washington's system...Reached base safely in 15 straight games, hitting safely in 14 of the 15, from July 2-24...Hit .397 (23-for-58) with a .429 on-base percentage during that stretch.

### PERSONAL

Andrew Patrick Stevenson...Graduated from St. Thomas More (LA) High School...Attended Louisiana State University...Was considered one of the top defensive center fielders in the nation and one of the best hitters in one of the best baseball conferences in the country, the Southeastern Conference (SEC)...Was named First-Team All-SEC following the 2015 season...Is married to wife, Michelle.

### STEVENSON

#### CAREER TRANSACTIONS

2015..... Selected by Washington in second round of First-Year Player Draft.

#### SIGNED BY

Ed Gustafson (Nationals)

#### CAREER FIELDING

YEAR / POS.	PCT.	G	PO	A	E	TC	DP
2018 / LF	1.000	16	14	0	0	14	0
2018 / CF	.833	3	5	0	1	6	0
2018 / RF	-	1	0	0	0	0	0
CAREER / RF	1.000	15	24	0	0	24	0
CAREER / LF	1.000	25	16	0	0	16	0
CAREER / CF	.944	8	17	0	1	18	0

#### CAREER BESTS

SINGLE-GAME HITS.....	4, 4/25/18 vs. SFG
SINGLE-GAME RBI.....	4, 4/25/18 vs. SFG
HITTING STREAK.....	2 games, 4x, Last: 5/5/18-5/6/18
MULTI-HR GAMES.....	None
CAREER GRAND SLAMS.....	None
CAREER PINCH HOMERS.....	1, 8/21/18
CAREER WALK-OFF HOMERS.....	None







# STEPHEN STRASBURG 37

**RHP**

**BATS:** RIGHT      **BORN:** 7/20/88 San Diego, CA  
**THROWS:** RIGHT      **'19 OPENING DAY AGE:** 30  
**HEIGHT:** 6'5"      **MLB SERVICE:** 8.118  
**WEIGHT:** 235      **ACQUIRED:** Selected in the first round (first overall) of the 2009 First-Year Player Draft

[@stras37](#)

## STRASBURG CAREER RECORD

YEAR	CLUB	W	L	ERA	G	GS	CG	SHO	SV	IP	H	R	ER	HR	HB	BB	SO	SO/9	WP	BK	BAA
2010	Harrisburg	3	1	1.64	5	5	0	0	0	22.0	13	9	4	0	1	6	27	11.0	0	0	.165
	Syracuse	4	1	1.08	6	6	0	0	0	33.1	18	5	4	1	0	7	38	10.3	1	1	.154
	Washington	5	3	2.91	12	12	0	0	0	68.0	56	25	22	5	0	17	92	12.2	2	0	.221
2011	Hagerstown*	0	1	9.95	3	3	0	0	0	6.1	9	8	7	1	1	3	13	18.5	1	0	.310
	Potomac*	0	0	0.00	1	1	0	0	0	3.0	2	0	0	0	0	0	5	15.0	0	0	.167
	Syracuse*	0	0	1.80	1	1	0	0	0	5.0	2	1	1	0	0	0	7	12.6	0	0	.118
	Harrisburg*	1	0	0.00	1	1	0	0	0	6.0	1	0	0	0	1	0	4	6.0	0	0	.056
	Washington	1	1	1.50	5	5	0	0	0	24.0	15	5	4	0	0	2	24	9.0	0	0	.179
2012	Washington	15	6	3.16	28	28	0	0	0	159.1	136	62	56	15	4	48	197	11.1	5	0	.230
2013	Washington	8	9	3.00	30	30	1	1	0	183.0	136	71	61	16	12	56	191	9.4	7	3	.207
2014	Washington	14	11	3.14	34	34	0	0	0	215.0	198	86	75	23	5	43	242	10.1	7	0	.245
2015	Washington	11	7	3.46	23	23	0	0	0	127.1	115	56	49	14	3	26	155	10.9	4	0	.236
	Harrisburg*	0	1	1.80	1	1	0	0	0	5.0	4	2	1	0	0	0	6	10.8	0	0	.200
	Syracuse*	1	1	4.66	2	2	0	0	0	9.2	9	5	5	0	0	1	16	14.9	1	1	.243
2016	Washington	15	4	3.60	24	24	0	0	0	147.2	119	59	59	15	2	44	183	11.2	2	0	.218
2017	Washington	15	4	2.52	28	28	1	1	0	175.1	131	55	49	13	7	47	204	10.5	3	0	.204
	Potomac*	0	0	1.80	1	1	0	0	0	5.0	3	1	1	0	0	1	5	9.0	0	0	.167
2018	Washington	10	7	3.74	22	22	0	0	0	130.0	118	59	54	18	8	38	156	10.8	5	1	.240
	Potomac*	0	1	1.00	2	2	0	0	0	9.0	7	4	1	1	1	1	12	12.0	0	0	.194
<b>MINORS TOTALS</b>		9	6	2.07	23	23	0	0	0	104.1	68	35	24	3	4	19	133	11.5	3	2	.178
<b>MLB TOTALS</b>		94	52	3.14	206	206	2	2	0	1229.2	1024	478	429	119	41	321	1444	10.6	35	4	.225

\* - Rehab assignment

## CAREER BATTING RECORD

YEAR	CLUB	AVG	G	AB	R	H	TB	2B	3B	HR	RBI	SH	SF	HP	BB	SO	SB	CS	OBP	SLG	OPS	E
2018	Washington	.122	22	41	0	5	5	0	0	0	1	8	0	0	2	12	0	0	.163	.122	.285	0
<b>MLB TOTALS</b>		.149	195	363	19	54	71	8	0	3	19	50	0	1	20	126	0	0	.195	.196	.391	9

## 2012 POSTSEASON

RD.	CLUB, OPP.	W	L	ERA	G	GS	CG	SHO	GF	SV	IP	H	R	ER	HR	HB	BB	SO	WP	BK	BAA	
NLDS	WSH vs. STL																					
NOT ON NLDS ROSTER																						

## 2014 POSTSEASON

RD.	CLUB, OPP.	W	L	ERA	G	GS	CG	SHO	GF	SV	IP	H	R	ER	HR	HB	BB	SO	WP	BK	BAA
NLDS	WSH vs. SFG	0	1	1.80	1	1	0	0	0	0	5.0	8	2	1	0	1	1	2	0	0	.364
<b>TOTALS</b>		0	1	1.80	1	1	0	0	0	0	5.0	8	2	1	0	1	1	2	0	0	.364

## 2016 POSTSEASON

RD.	CLUB, OPP.	W	L	ERA	G	GS	CG	SHO	GF	SV	IP	H	R	ER	HR	HB	BB	SO	WP	BK	BAA
NLDS	WSH vs. LAD																				
NOT ON NLDS ROSTER																					

## 2017 POSTSEASON

RD.	CLUB, OPP.	W	L	ERA	G	GS	CG	SHO	GF	SV	IP	H	R	ER	HR	HB	BB	SO	WP	BK	BAA
NLDS	WSH vs. CHI	1	1	0.00	2	2	0	0	0	0	14.0	6	2	0	0	0	3	22	0	0	.128
<b>TOTALS</b>		1	1	0.00	2	2	0	0	0	0	14.0	6	2	0	0	0	3	22	0	0	.128

## ALL-STAR GAME RECORD

YEAR	CLUB, SITE	W	L	ERA	G	GS	CG	SHO	GF	SV	IP	H	R	ER	HR	HB	BB	SO	WP	BK	BAA
2012	NL at KCR	0	0	0.00	1	0	0	0	0	0	1.0	1	0	0	0	0	1	0	0	0	.333
2014	NL at SDP																				
DID NOT PITCH																					
2017	NL at MIA																				
DID NOT PITCH																					
<b>TOTALS</b>		0	0	0.00	1	0	0	0	0	0	1.0	1	0	0	0	0	1	0	0	0	.333

NATIONALS  
PARK  
COMMUNITY  
RELATIONS  
FOUNDATION  
DREAM  
YOUTH BASEBALL  
ACADEMY  
FRONT OFFICE |  
OWNERSHIP  
COACHING STAFF  
MANAGER |

PLAYERS

2018  
IN REVIEW

HISTORY AND  
RECORDS

SCOUTING |  
RESEARCH |  
PLAYER DEV.

MEDIA



## STEPHEN STRASBURG // RHP

### CAREER

Tall, powerful right-handed pitcher is a three-time All-Star who is Washington's all-time (2005-present) leader in wins (94) and strikeouts (1,444)...On May 10, 2016, he inked a seven-year contract extension that will keep him with the Nationals through the 2023 season...Since 2012, he ranks among active pitchers in strikeouts per 9.0 IP (4th, 10.5), opp. SLG (6th, .357), strikeouts (7th, 1,328), opp. AVG (8th, .226), opp. OBP (9th, .283), strikeout-to-walk ratio (9th, 4.40), and ERA (10th, 3.19)...His 242 strikeout season in 2014 tied for the NL lead, set a single-season team record (2005-present) and were most posted by a D.C.-based pitcher in 101 years (Walter Johnson, 243 K in 1913)...Max Scherzer has since eclipsed that mark...When starting, Washington is 130-76 (.631)...Enters 2019 with a 89-49 record and a 3.15 ERA in 194 starts since Sept. 6, 2011, his return from Sept. 3, 2010 "Tommy John" surgery...When provided three or more runs of offensive support while in the game, Washington is 92-12 all-time and Strasburg is 82-5 with a 2.58 ERA...Has put together two historic streaks, a 16-game winning streak (9/15/15 - 7/15/16) and a 35.0 scoreless inning streak (8/19/17-9/17/17).

### 2018

Started his ninth Major League season strong, going 6-5 with a 3.20 ERA in his first 12 starts before exiting his start on June 8 with right-shoulder inflammation...Put together his strongest start of the season on April 10 vs. Atlanta...Tossed 8.0 innings of three-hit, shutout ball, striking out eight in Washington's 4-1 win...At the time of the injury, he ranked among National League pitchers in strikeouts (4th, 93), strikeout-to-walk ratio (5th, 4.89), WHIP (7th, 1.06), opp. OBP (7th, .274) and wins (17th, 6)...Returned from disabled list on July 20, but again was placed on the DL on July 22 with a cervical nerve impingement...Was reinstated on Aug. 22 and finished the season strong, going 4-0 with a 2.66 ERA (12 ER/40.2 IP) and 50 strikeouts in his final seven starts...The Nationals went 6-1 in those starts...Recorded four 10+ strikeout games in 2018.

### 2017

Made his fourth career Opening Day start...Put together a strong first half of the season en route to being named an All-Star for the third time in his career...Was selected by the Commissioner's Office and was slated to pitch the 12th had the game reached that point, but it ended in a 2-1 American League victory after 10 innings...Ranked third in the National League (4th in MLB) with a career-best 2.52 ERA...Ranked second in the NL in FanGraphs.com WAR (5.6)...Also ranked in NL in home runs per 9.0 IP (1st, 0.67), opp. SLG (1st, .317), opp. OPS (2nd, .581), WHIP (3rd, 1.02), opp. OBP (3rd, .265), and opp. AVG (3rd, .204)...Coupled with Max Scherzer (2nd, 2.51) and Gio Gonzalez (5th, 2.96), Strasburg (3rd, 2.52), helped the Nationals become the first team with three starting pitchers ranking in the top five in the National League in ERA in 21 years (since the 1996 Atlanta Braves), according to the *Elias Sports Bureau*...On May 27 at San Diego, he struck out a career-high 15 batters in 7.0 shutout innings...On Aug. 19 at San Diego, he returned from a three-week stint on the disabled list...Since that game, Strasburg went 5-1 with a 0.84 ERA (5 ER/53.2 IP) in his final eight starts of the regular season...He racked up 63 strikeouts, allowed just 10 walks and surrendered only one home run...He held opponents to a .171 batting average while recording a 0.78 WHIP...All told, went 6-1 with a 0.86 ERA in 10 starts after the All-Star break...Via *Elias*, it was the second-lowest post-ASB ERA in MLB history for any pitcher with at least 10 starts...Jake Arrieta had a 0.75 ERA after the break in 2015...Recorded a 35.0 scoreless innings streak from that first start back from the DL in San Diego (Aug. 19) that ran until Sept. 17, when an unearned run ended the historic stretch...It was the longest consecutive scoreless innings streak in franchise history (Nationals/Expos) and, per *Elias*, the longest for any player in the Major Leagues since 2015 (Greinke, 45.2 IP; Kershaw, 37.0 IP)...Was dominant in the NLDS...Was saddled with the loss in Game 1 despite striking out 10 batters in 7.0 innings without allowing an earned run (7.0 IP, 3 H, 2 R, BB, 10 SO)...He pushed aside a virus that had made him ill for much of the week, to rack up 12 strikeouts (re-setting his own Postseason franchise record for single-game strikeouts) over 7.0 scoreless innings in Washington's Game 4 victory...Became the second pitcher in MLB Postseason history to record a win with 12 or more strikeouts while his team faced elimination...Via the *Elias Sports Bureau*, the first such pitcher was Joe Coleman, who struck out 14 in a shutout to help the Detroit Tigers stave off elimination against the Oakland A's in Game 3 of the 1972 ALCS...Also per *Elias*, became just the third pitcher in Major League history to post multiple 10-plus strikeout games and no earned runs in a single Postseason series, joining Sandy Koufax (1965 World Series vs. MIN) and Justin Verlander (2013 ALDS vs. OAK).

### AWARDS AND HONORS

- 2017..... National League Cy Young Award Finalist
- 2017..... National League Pitcher of the Month (Sept.)
- 2017..... National League All-Star at MIA
- 2016..... National League All-Star at SDP
- 2016..... National League Pitcher of the Month (July)
- 2015..... National League Player of the Week (Sept. 21)
- 2012..... National League All-Star at KCR
- 2012..... Louisville Slugger Silver Slugger (NL Pitcher)
- 2012..... National League Pitcher of the Month (April)
- 2010..... Topps Rookie All-Star Team
- 2010..... National League Player of the Week (June 14)
- 2010..... Washington's No. 1 prospect, per *Baseball America*
- 2010..... MLB's No. 2 prospect per *Baseball America*
- 2010..... Arizona Fall League All-Prospect Team
- 2009..... Arizona Fall League Rising Star
- 2009..... Golden Spikes Award
- 2009..... Dick Howser Trophy Winner
- 2008..... Richard W. "Dick" Case Award (Team USA Athlete of the Year)

### MOST CAREER STRIKEOUTS IN NATIONALS HISTORY (2005-PRESENT)

PLAYER (SEASONS)	STRIKEOUTS
1. Stephen Strasburg (2010-18)	1444
2. Gio Gonzalez (2012-18)	1215
3. Max Scherzer (2015-18)	1128
4. Jordan Zimmermann (2009-15)	903
5. Tanner Roark (2013-16)	732
6. Tyler Clippard (2008-14)	530
7. Livan Hernandez (2005-11)	476
8. John Lannan (2007-12)	410
9. Craig Stammen (2009-15)	370
10. Drew Storen (2010-15)	321

ALL-TIME Ks

**2016**

Opened his season in historic fashion, beginning the year 13-0 and on a personal 16-game winning streak that dated to Sept. 15, 2015 (see info box below)...Was the first pitcher in franchise history (WSH/MON) to win at least 15 of his first 16 decisions...With a strikeout of Bud Norris in the bottom of the third inning on April 4 at ATL, Strasburg became the Washington Nationals (2005-pres.) all-time leader in strikeouts (904), passing former teammate Jordan Zimmermann (903)...Was named NL Pitcher of the Month for July (4-1, 2.08 ERA, 37 SO, 12 BB)...Was named to his second All-Star Game, but did not pitch due to his start on July 8...Endured two stints on the disabled list (6/16 to 7/3 with upper back soreness and 8/21 to 9/7 with right elbow soreness)...He returned to action on Sept. 7 but was shut down following that start...At that time, he ranked among National League pitchers in wins (3rd, 15), strikeouts per nine innings (3rd, 11.2), strikeouts (6th, 183), hits per nine innings (8th, 7.25) and walks/hits per innings pitched (10th, 1.10)... With 15, matched a career-high in wins (15 in 2012)...Recorded his 1,000th strikeout, June 4 at CIN (Straily) becoming the first player in Nationals history (2005-pres.) to record all 1,000 strikeouts in a Nationals uniform.

**2015**

Endured two stints on the 15-day disabled list: May 30-June 23 (neck tightness) and July 5-August 8 (left oblique strain)...Missed 49 games...Finished the season very strong, going 8-2 with a 1.76 ERA (16 ER/82.0 IP) in 13 starts while striking out 110 batters and walking just 12 from June 23 to the end of the season...After returning from the disabled list on Aug. 8, through the end of the season, ranked among MLB pitchers (min. 10 GS) in strikeouts per nine innings (1st, 12.5), strikeout-to-walk ratio (1st, 11.50), strikeouts (3rd, 92), WHIP (3rd, 0.75), opp. batting average (3rd, .179), opp. OBP (3rd, .206) and ERA (5th, 1.90)...Matched a career-high with 14 strikeouts, Sept. 15 at PHI...His 55 percent swing-and-miss rate was highest by a starting pitcher in any start of  $\geq 100$  P in past 10 seasons...Including his start on Sept. 9 vs. NYM (13 SO), he became the first starting pitcher in Washington history (2005-present) to fan 13+ batters in back-to-back starts...Joined Pedro Martinez (2x, 1997: 6/8 & 6/14, and 8/20 & 8/25) as the only pitcher in franchise history (WSH/MON)...Named NL Player of the Week for the week of Sept. 14-20...Struck out at least 10 batters in four straight starts, Sept. 9-26, the longest streak in Nationals history (2005-present) and second-longest streak in MLB in 2015, behind CWS Chris Sale (8 games)...Since 2005, only five pitchers have put together a streak of 10+ strikeouts of four games or more: Chris Sale (2015; 8 G), David Price (2014; 5 G), Jon Lester (2015; 4 G), Jake Peavy (2007; 4 G)...His 50 strikeouts in that four-start span were the most in Montreal/Washington history since Pedro Martinez (51, 1997)...Over his final five starts, recorded 57 strikeouts against just five walks...Per *Elias*, since 1900, only six players have recorded 57 strikeouts and five or fewer walks over a five-start span: Sandy Koufax (1965, 57 SO/5 BB), Mike Scott (1986, 57 SO/5 BB), Pedro Martinez (1999, 69 SO/5 BB), Curt Schilling (2002, 59 SO/3 BB), Corey Kluber (2015, 59 SO/3 BB) and Stephen Strasburg (2015, 57 SO/5 BB).



## STEPHEN STRASBURG // RHP

### 2014

Washington's Opening Day starter for a third straight season...Went 14-11 with a 3.14 ERA in a career-high 34 starts...Led the club with 215.0 innings pitched, becoming the first National to start 34 games since 2005...242 strikeouts tied for NL lead (J.Cueto), set a single-season team record (2005-present) and were most posted by a D.C.-based pitcher in 101 years (Walter Johnson, 243 K in 1913)...Ranked among NL leaders: starts (T1st, 34), strikeouts (T1st, 242), strikeouts per nine innings (2nd, 10.13), strikeout-to-walk ratio (3rd, 5.63/1), WHIP (9th, 1.12), walks per nine innings (10th, 1.80)...Paced the Nationals with nine home wins...From Aug. 14 to season's end, went 6-1 with a 1.69 ERA (11 ER/58.2 IP) in his final nine starts...Struck out 56 and walked eight over that stretch...Received two runs or fewer of support 20 times in 34 starts...Struck out at least 10 batters on five separate occasions, matching a career-high (also: 2012)...Was tied for fifth in the National League with 11 unearned runs allowed...Made his first career Postseason start, taking the ball in Game 1 of the NLDS vs. SFG (L, 5.0 IP, 8 H, 2 R, ER, BB, 2 K).

### 2013

Washington's Opening Day starter for a second straight year reached the 30-start threshold for the first time...Recorded his 500th career strikeout (Christian Yelich) in 426.1 career innings, Sept. 22 vs MIA (night)...Reached the 500-K plateau in the third-fewest innings in MLB history (only Kerry Wood-404.1 and Mark Prior-421.2 required fewer innings)...Earned just eight wins due in part due to missing two starts, lack of run support (one run or fewer while in the game 10 times) and 10 unearned runs (tied for fourth-most in NL)...Ranked among NL leaders in home ERA (3rd, 1.73), strikeouts per nine (4th, 9.4), batting average against (4th, .207), OPS (5th, .588), WHIP (6th, 1.05) and ERA (8th, 3.00)...Endured one DL stint (right lat, missed 12 games/2 starts, June 1-15).

### 2012

Finished 15-6 in first complete big league campaign...Paced MLB in average fastball velocity (95.7 mph)...Allowed one earned run or fewer 13 times in 28 starts...Earned the Louisville Slugger Silver Slugger Award for pitchers upon pacing all MLB pitchers in doubles and OBP (.333)...Also blasted his first career homer in a 9-3 victory on May 20 vs. BAL (off Wei-Yin Chen)...On the mound, ranked among NL leaders in strikeouts per nine (1st, 11.2), strikeouts (T2nd, 195), wins (T4th, 15), ERA (6th, 2.94), quality starts (T5th, 20), K/BB ratio (T5th, 4.3/1), WHIP (7th, 1.12) and double-digit strikeout games (2nd, 5)...Pitched well (7.0 innings, one run, no-decision) in the first Opening Day start of career, April 5 at CHI (W-1)...Earned the win and tallied the game-winning RBI by tossing 6.0 scoreless innings and snapping a scoreless tie with a two-out RBI single in the fifth inning in an eventual 4-0 victory, July 15 at MIA...Made his final start, Sept. 7 vs. MIA, having tossed 159.1 innings.

### 2011

Went 1-1 with a 1.50 ERA in five starts for Washington in long-anticipated return from Sept. 3, 2010 "Tommy John" surgery...Fanned 24 and walked just two in 24.0 innings...Did not allow a homer...Only two of 15 hits allowed went for extra-bases (both doubles)...Threw just 13.7 pitches per inning...Capped 2011 by fanning a season-high 10 in 6.0 scoreless innings to earn the victory as Washington won, 3-1, on Sept. 28 in final MLB contest at Sun Life Stadium...Joined the Nationals after making six rehab starts from Aug. 7-Sept. 1 for four different Nationals affiliates...In those six starts, went 1-1 with a 3.54 ERA (8 ER/20.1 IP), walking three and striking out 29.

**RHP Stephen Strasburg** opened his 2016 season without suffering a losing decision until July 21, beginning the year 13-0 and on a personal 16-game winning streak that dated to Sept. 15, 2015...Strasburg culminated the historic start to his season with 8.0 innings of three-hit, one-run baseball on July 15 vs. the Pittsburgh Pirates to open the second half.

- Strasburg became the eighth starting pitcher in Major League history to begin a season 13-0, and the first since teammate **Max Scherzer** opened the 2013 season 13-0 for the Detroit Tigers...According to the *Elias Sports Bureau*, Scherzer and Strasburg are the first set of teammates (at any point in their careers) to begin a season 13-0 since Hall of Famers "**Iron Man**" **Joe McGinnity** and **Rube Marquard**...McGinnity went 14-0 for the New York Giants in 1904, while Marquard started 19-0 for the Giants in 1912 (18-0 as a starting pitcher)...While Strasburg and Scherzer figure to remain teammates for quite some time, McGinnity and Marquard were teammates only briefly with NYG in 1908.
- Strasburg's personal 16-game winning streak set a new franchise best (Nationals/Expos) and trails only that of **Firpo Marberry** (17 G, 6/23/30-7/25/31) for the longest by a starting pitcher in D.C.-baseball history.
- Strasburg became just the third National League starting pitcher ever to open a season with a 13-0 record, and the first since Marquard in 1912...He also joined Scherzer (2013) and **LHP Ron Guidry** (1978) for the the sixth-longest streak to open a season in MLB history.

### STRAS WENT STREAKING

Rk	Name	Year	Streak
1	Rube Marquard (NYG)	1912	18
T2	Dave McNally (BAL)	1969	15
T2	Johnny Allen (CLE)	1937	15
T2	Jim McCormick (CHC)	1886	15
5	Roger Clemens (BOS)	1986	14
T6	Max Scherzer (DET)	2013	13
T6	Ron Guidry (NYY)	1978	13
<b>T6</b>	<b>Stephen Strasburg (WSH)</b>	<b>2016</b>	<b>13</b>



**2010**

Took MLB by storm with stellar 12-start rookie campaign, but saw his season end prematurely after leaving Aug. 21 start at PHI with what was later revealed as a torn ulnar-collateral ligament in the right elbow...Had right elbow repaired by Dr. Lewis Yocum in Los Angeles, CA on Sept. 3... Allowed two runs or fewer in nine of his 12 starts with Washington...Registered as many or more strikeouts than innings pitched in 11 of 12 starts... Fanned 12.2 batters per nine innings (SFG's Tim Lincecum led qualified MLB pitchers at 9.8)...Struck out 33.6 percent of batters faced (92 of 274), tops among MLB starting pitchers (Brandon Morrow, 2nd at 28.3%)...With the entire MLB community watching, made his MLB debut in a 5-2 win on June 8 vs. PIT...The debut came one day shy of his one-year anniversary of being drafted by the Nationals...Struck out 14 Pirates in 7.0 dominant innings...In that start, he became only the second pitcher since 1987 (the year STATS, Inc. began charting pitches) to fan 14-plus and throw less than 100 pitches in a game (on April 9, 2003 at Wrigley Field, MON's Javier Vazquez struck out 14 in 7.0 innings and required just 96 pitches)...Only two pitchers ever struck out more in an MLB debut: both HOU's J.R. Richard (Sept. 5, 1971 at SFG) and BRK's Karl Spooner (Sept. 22, 1954 vs. NYG) fanned 15...By striking out the final seven Pirates he faced, he became just the second player to fan seven straight batters in an MLB debut (BAL's Sammy Stewart did so on Sept. 1, 1978 vs. CWS)...With 14 K's in 7.0 walkless innings, became just the fourth rookie to fan 14 or more in a single game and not issue a walk...The other three were Roger Clemens (16 SO, Aug. 21, 1984 vs. KCR), Dwight Gooden (16 K on Sept. 12, 1984 vs. PIT & Sept. 17, 1984 at PHI) and Kerry Wood (20 K, May 6, 1998 vs. HOU).

**2009**

**Professional:** Didn't pitch in the Nationals system after signing on Aug. 16 at 11:58:43 pm (77 seconds before deadline)...After signing, worked out in D.C. and around the Nationals for the better part of a month...First pro exposure came in the Nationals' 2009 Instructional League...In five AFL starts, went 4-1 with a 4.26 ERA...Was to start AFL Championship game on Nov. 21, but suffered freakish knee injury during the Phoenix Desert Dogs batting practice on November 19...One day later, a precautionary exam performed today by Dr. Lewis Yocum in Los Angeles revealed patellar subluxation in the left knee...The injury's treatment included rest and physical therapy, but did not require surgery.

**SDSU:** 2009 recipient of both the Golden Spikes Award and the Dick Howser Trophy...Regular season and conference-tournament efforts—SDSU went 14-0 when pitching—were largely responsible for the Aztecs securing their first NCAA Regional berth since 1991...Went 13-1 with a 1.32 ERA in 15 starts as a junior for Tony Gwynn's Aztecs...Fanned an NCAA-best 195 in 109.0 innings as a junior (NCAA-best 16.1 K's per 9.0 innings)...On May 8, 2009 at Tony Gwynn Stadium, struck out 17 while no-hitting Air Force...Struck out 23 batters in the win over Utah on April 11, 2008, tying for the third-most ever in a college game and the most since the 1981 season...In three collegiate seasons, went 22-7 with seven saves and a 1.59 ERA (43 ER/243.1 IP) in 52 games for SDSU...Was San Diego State's closer as a freshman...Was twice named Mountain West Conference Pitcher of the Year... Was named MWC Co-Freshman of the Year in 2007.

**PERSONAL**

Stephen J. Strasburg...Graduated from West Hills (CA) High in 2006 and attended San Diego State University...Pitched for Team USA in the 2008 Beijing Summer Olympics...Became the first collegiate member of Team USA since pro players were permitted in 2000...Was the recipient of the 2008 Richard W. "Dick" Case Award (Team USA's Athlete of the Year), thanks to two-start stint (2.45 ERA in Olympic tournament) and 2008 performance with Team USA's undefeated (24-0) National (collegiate) Team...In 2007, pitched for Torrington in the New England Collegiate Baseball League (1-0, seven saves, 1.29 ERA)...Was named NECBL's Top Pro Prospect and Top Reliever...Following his MLB debut on June 8, 2010 vs. PIT, donated game hat and game ball (ball hit for first out recorded, an Andrew McCutchen lineout to SS) to the National Baseball Hall of Fame and Museum in Cooperstown, NY.

**CAREER TRANSACTIONS**

**2009**..... Selected by Washington in first round (first overall) of First-Year Player Draft.  
**2016**..... Signed a seven-year contract extension, May 10.

**SIGNED BY**

Marc Baca (Nationals)

**CAREER FIELDING**

YEAR / POS.	PCT.	G	PO	A	E	TC	DP
2018 / P	1.000	22	10	13	0	23	0
Career / P	.952	206	75	104	9	188	3

**CAREER BESTS**

LONGEST START..... 9.0, 2x, Last: 8/30/17 vs. MIA  
WINNING STREAK..... 16 games, 9/15/15 - 7/15/16  
MOST SINGLE-GAME K'S..... 15, 5/27/17 vs. SDP  
CAREER 10-K GAMES (36)..... 5/27/17 vs. SDP (15)  
6/8/10 vs. PIT (14)  
9/15/15 at PHI (14)  
5/10/12 at PIT (13)  
6/8/12 at BOS (13)  
9/9/15 vs. NYM (13)  
9/26/15 vs. PHI (13)  
6/28/17 vs. CHI (13)  
7/24/13 vs. PIT (12)  
4/10/14 vs. MIA (12)  
8/8/15 vs. COL (12)  
7/25/12 at NYM (11)  
4/25/14 vs. SDP (11)  
6/4/14 vs. PHI (11)

**CAREER BESTS (cont)**

5/9/16 vs. DET (11)  
5/24/16 vs. NYM (11)  
5/21/17 at ATL (11)  
7/17/17 at CIN (11)  
5/2/18 vs. PIT (11)  
9/18/18 at MIA (11)  
6/18/10 vs. CWS (10)  
9/28/11 at FLA (10)  
6/20/12 vs. TBR (10)  
8/21/12 vs. ATL (10)  
8/11/13 vs. PHI (10)  
9/2/13 at PHI (10)  
3/31/14 at NYM (10)  
8/3/14 vs. PHI (10)  
9/20/15 vs. MIA (10)  
4/19/16 at MIA (10)  
4/24/16 vs. MIN (10)  
5/19/16 at NYM (10)  
6/4/16 at CIN (10)  
6/10/16 vs. PHI (10)  
7/21/16 vs. LAD (10)  
4/20/17 at ATL (10)  
6/12/17 vs. ATL (10)  
9/10/17 vs. PHI (10)  
4/21/18 at LAD (10)  
6/1/18 at ATL (10)  
HOME RUNS HIT (3)..... 5/20/12 vs. BAL (Chen)  
5/5/17 at PHI (Pivetta)  
8/30/17 vs. MIA (Conley)



# WANDER SUERO

# 51

**RHP**
**BATS:** RIGHT

**BORN:** 9/15/91 Sabana Larga, DOM

**THROWS:** RIGHT

**'19 OPENING DAY AGE:** 27

**HEIGHT:** 6'4"

**MLB SERVICE:** 0.123

**WEIGHT:** 214

**ACQUIRED:** Signed as a non-drafted free agent, Feb. 2, 2010

**SUERO CAREER RECORD**

YEAR	CLUB	W	L	ERA	G	GS	CG	SHO	SV	IP	H	R	ER	HR	HB	BB	SO	SO/9	WP	BK	BAA
2010	DSL Nationals	2	3	4.98	15	4	0	0	0	34.1	35	22	19	2	1	23	39	10.2	6	0	.269
2011	DSL Nationals	3	2	5.49	16	2	0	0	1	39.1	35	27	24	4	4	26	41	9.4	14	0	.230
2012	DSL Nationals	4	2	3.41	9	8	0	0	0	37.0	29	19	14	3	4	12	34	8.3	7	2	.207
2013	GCL Nationals	8	1	1.65	13	3	0	0	0	49.0	27	10	9	2	2	13	46	8.4	7	1	.156
2014	Hagerstown	4	1	2.13	17	6	0	0	3	72.0	59	22	17	3	7	11	62	7.8	4	1	.227
	Potomac	2	1	7.57	12	0	0	0	0	27.1	33	23	23	4	6	10	21	6.9	12	2	.303
2015	Potomac	6	2	2.41	16	5	0	0	2	56.0	49	21	15	1	4	18	39	6.3	3	1	.237
	Harrisburg	1	2	6.35	17	0	0	0	0	34.0	42	25	24	4	0	14	29	7.7	5	0	.307
2016	Harrisburg	3	0	2.44	39	0	0	0	4	55.1	53	16	15	3	6	21	48	7.8	3	0	.257
2017	Harrisburg	0	1	1.96	18	0	0	0	10	23.0	18	8	5	2	1	5	23	9.0	2	0	.205
	Syracuse	3	1	1.70	36	0	0	0	10	42.1	33	10	8	1	2	14	42	8.9	1	0	.212
2018	Syracuse	1	2	3.71	14	0	0	0	1	17.0	16	9	7	1	1	4	16	8.5	1	0	.242
	Washington	4	1	3.59	40	0	0	0	0	47.2	43	20	19	4	4	15	47	8.9	3	1	.240
<b>MINORS TOTALS</b>		37	18	3.31	222	28	0	0	31	486.2	429	212	179	30	38	171	440	8.1	67	7	.235
<b>MLB TOTALS</b>		4	1	3.59	40	0	0	0	0	47.2	43	20	19	4	4	15	47	8.9	3	1	.240

**CAREER**

Tall right-handed pitcher boasts an electric arm and strong mound presence...Is a product of Washington's revamped scouting efforts in the Dominican Republic, having signed with the organization in Feb. 2010.

**2018**

Began the season with Triple-A Syracuse, but would enjoy four stints with the Nationals...Was first recalled on April 30 and made his Major League debut on May 1 vs. Pittsburgh...Opened his career with five straight scoreless appearances...In his first 11 outings, pitched to a 2.38 ERA (3 ER/11.1 IP) and pitched scoreless relief in nine of the 11 outings...Provided more than one inning of relief in 15 of his 40 appearances...Allowed just five of 31 inherited runners to score...His 16.1 IRS% ranked second among National League relievers...Offered scoreless relief in 10 of his final 11 Major League appearances of the season...Went 1-2 with a 3.71 ERA in 14 games for Triple-A Syracuse.

**2017**

Led Washington's Minor League system with a career-high 20 saves between Double-A Harrisburg and Triple-A Syracuse...Was promoted to Triple-A Syracuse in early June...From July 17 through the end of the season, recorded a 0.39 ERA (1 ER/23.0 IP) while going 2-0 with seven saves in 19 appearances for the Chiefs...Pitched for Tigres del Licey in the Dominican Winter League following the season (0-2, 7.56 ERA).

**2016**

Appeared in a career-high 39 games for Double-A Harrisburg...From May 3 to June 16, posted a 0.51 ERA (1 ER/17.2 IP) with 16 strikeouts in 14 appearances...Pitched for Tigres del Licey in the Dominican Winter League following the season (2-0, 0.00 ERA, 14.1 IP, 10 SO).

**2015**

Went 7-4 with two saves and a 3.90 ERA in a career-high 33 games (five starts) between Single-A Potomac and Double-A Harrisburg.

**2014**

Went 6-2 with a 3.62 ERA in 29 games (six starts) between Single-A Hagerstown and Single-A Potomac.

**2013**

In his first domestic season, paced the Gulf Coast League in wins (8), ERA (1.65), and ranked among league leaders in WHIP (2nd, 0.82) and strikeouts (6th, 46)...His .156 batting average against was tops among all short-season league hurlers and his 0.82 WHIP was good for third.

**2012**

Appeared in just nine games for the DSL Nationals, going 4-2 with a 3.41 ERA.

**AWARDS AND HONORS**

2013..... Gulf Coast League All-Star (post-season)

**2011**

Went 3-2 with one save and a 5.49 ERA in 16 games (two starts) for the DSL Nationals.

**2010**

Began his professional career with the DSL Nationals, going 2-3 with a 4.98 ERA in 15 games (four starts).

**PERSONAL**

Wander Montero Suero

**SUERO**

**CAREER TRANSACTIONS**

2010..... Signed with Washington as a non-drafted free agent, Feb. 2.

**SIGNED BY**

Modesto Ulloa (Nationals)

**CAREER FIELDING**

YEAR / POS.	PCT	G	PO	A	E	TC	DP
2018 / P	1.000	40	4	5	1	10	1
Career / P	1.000	40	4	5	1	10	1



**PLAYERS**

**MEDIA**





# KURT SUZUKI

# 28

**BATS:** RIGHT      **BORN:** 10/4/83, Wailuku, HI  
**THROWS:** RIGHT      **'19 OPENING DAY AGE:** 35  
**HEIGHT:** 5'11"      **MLB SERVICE:** 11.113  
**WEIGHT:** 204      **ACQUIRED:** Signed as a free agent, Nov. 20, 2018

[@kurtsuzuki](#)

## SUZUKI CAREER RECORD

YEAR	CLUB	AVG	G	AB	R	H	TB	2B	3B	HR	RBI	SH	SF	HP	BB	SO	SB	CS	OBP	SLG	OPS	E
2004	Vancouver	.297	46	175	27	52	77	10	3	3	31	3	3	12	18	26	0	1	.394	.440	.834	1
2005	Stockton	.277	114	441	85	122	194	26	5	12	65	2	5	12	63	61	5	3	.378	.440	.818	15
2006	Midland	.285	99	376	64	107	156	26	1	7	55	0	1	9	58	50	5	3	.392	.415	.807	2
2007	Sacramento	.280	55	211	32	59	77	9	0	3	27	1	3	4	21	41	0	0	.351	.365	.716	3
	Oakland	.249	68	213	27	53	87	13	0	7	39	3	5	3	24	39	0	0	.327	.408	.735	2
2008	Oakland	.279	148	530	54	148	196	25	1	7	42	2	1	11	44	69	2	3	.346	.370	.716	6
2009	Oakland	.274	147	570	74	156	240	37	1	15	88	1	7	8	28	59	8	2	.313	.421	.734	5
2010	Oakland	.242	131	495	55	120	181	18	2	13	71	0	4	12	33	49	3	2	.303	.366	.669	8
	Sacramento*	.375	3	8	4	3	8	2	0	1	5	0	0	0	2	1	0	0	.500	1.000	1.500	0
2011	Oakland	.237	134	460	54	109	177	26	0	14	44	3	7	7	38	64	2	2	.301	.385	.686	7
2012	Oakland	.218	75	262	19	57	75	15	0	1	18	2	2	3	9	53	1	0	.250	.286	.536	2
	Washington	.267	43	146	17	39	59	5	0	5	25	2	3	2	11	20	1	0	.321	.404	.725	3
2013	Washington	.222	79	252	19	56	78	11	1	3	25	2	4	3	20	32	2	0	.283	.310	.593	5
	Oakland	.303	15	33	6	10	18	2	0	2	7	0	0	0	2	3	0	0	.343	.545	.888	1
2014	Minnesota	.288	131	452	37	130	173	34	0	3	61	1	7	9	34	46	0	1	.345	.388	.728	4
2015	Minnesota	.240	131	433	36	104	136	17	0	5	50	6	4	7	29	59	0	0	.296	.314	.610	3
2016	Minnesota	.258	106	345	34	89	139	24	1	8	49	1	4	5	18	48	0	0	.301	.403	.704	5
2017	Atlanta	.283	81	276	38	78	148	13	0	19	50	1	2	13	17	39	0	0	.351	.536	.887	3
2018	Atlanta	.271	105	347	45	94	154	24	0	12	50	0	6	13	22	43	0	0	.332	.444	.776	5
<b>MINORS TOTALS</b>		.283	317	1211	212	343	512	73	9	26	183	6	12	37	162	179	10	7	.381	.423	.804	21
<b>MLB TOTALS</b>		.258	1394	4814	515	1243	1861	264	6	114	619	24	56	96	329	623	19	10	.315	.387	.702	59

\* - Rehab Assignment

## 2012 POSTSEASON

RD.	CLUB, OPP	AVG	G	AB	R	H	TB	2B	3B	HR	RBI	SH	SF	HP	BB	SO	SB	CS	OBP	SLG	OPS	E
NLDS	WSH vs. STL	.235	5	17	0	4	4	0	0	0	2	0	0	0	2	4	0	0	.316	.235	.551	0
<b>TOTALS</b>		.235	5	17	0	4	4	0	0	0	2	0	0	0	2	4	0	0	.316	.235	.551	0

## 2018 POSTSEASON

RD.	CLUB, OPP	AVG	G	AB	R	H	TB	2B	3B	HR	RBI	SH	SF	HP	BB	SO	SB	CS	OBP	SLG	OPS	E
NLDS	ATL vs. LAD	.250	4	8	0	2	2	0	0	0	2	0	0	0	2	4	0	0	.250	.250	.500	0
<b>TOTALS</b>		.250	4	8	0	2	2	0	0	0	2	0	0	0	2	4	0	0	.250	.250	.500	0

## ALL-STAR GAME RECORD

YEAR	CLUB, SITE	AVG	G	AB	R	H	TB	2B	3B	HR	RBI	SH	SF	HP	BB	SO	SB	CS	OBP	SLG	OPS	E
2014	AL at MIN	---	1	0	0	0	0	0	0	0	0	0	0	0	0	0	0	0	---	---	---	0
<b>TOTALS</b>		---	1	0	0	0	0	0	0	0	0	0	0	0	0	0	0	0	---	---	---	0

## CAREER

Veteran backstop returns to the Nationals on a two-year contract signed in Nov. 2018... Suzuki posted a .485 slugging percentage and an .825 OPS in two seasons in Atlanta – the best marks among Major League catchers during that span – while his .276 batting average the last two seasons was good for fourth among Major League catchers... Was acquired by the Nationals during the 2012 season and went on to hit .267 with five doubles, five home runs, 25 RBI, 11 walks and 17 runs scored in 43 games as the Nationals went on to claim the 2012 National League East Division championship... He ranks among active catchers in doubles (3rd, 264), games played (4th, 1,394), extra-base hits (5th, 384), RBI (5th, 619), batting average (7th, .258) and home runs (9th, 114).

## AWARDS AND HONORS

- 2014..... American League All-Star (MIN)
- 2011..... MLBPA Heart and Hustle Award (OAK)
- 2010..... MLBPA Heart and Hustle Award (OAK)
- 2007..... Oakland's No. 3 prospect, per *Baseball America*
- 2006..... Baseball America Double-A All-Star
- 2006..... Texas League All-Star (post-season)
- 2006..... Texas League All-Star (mid-season)
- 2006..... SiriusXM All-Star Futures Game at PIT
- 2006..... Oakland's No. 11 prospect, per *Baseball America*
- 2005..... Oakland's No. 11 prospect, per *Baseball America*





**2018**

In his 12th Major League season, hit .271 with 24 doubles, 12 homers, 50 RBI, 22 walks and 45 runs scored in 105 games during his second season in Atlanta...Recorded a 3.80 catcher ERA, the sixth-best mark in the National League...Finished the season strong...Went 30-for-91 (.330) with seven doubles, four homers, 14 RBI, four walks and 13 runs scored in 30 games from Aug. 9 through the end of the season...Appeared in all four games of the NLDS against the Los Angeles Dodgers...Started games two and three.

**2017**

Clubbed a career-high 19 home runs in just 81 games in his first season with the Braves...Also posted a career-best .351 on-base percentage and his second-highest slugging percentage (.536)...Started 71 games at catcher and committed just three errors in 598 total chances for a .995 fielding percentage...Among qualifying catchers, his .995 fielding percentage would have ranked tied for sixth in the majors...From July 1 through the end of the season, he homered once every 10.87 at-bats, the sixth-best rate in the majors over that span.

**2016**

In his third season with Minnesota, tied for sixth in the American League with 99 games started at catcher...Served as the club's Opening Day catcher, the eighth time in his career...Recorded his 1,000th career hit on May 22 vs. Toronto (Stroman)...Recorded his 500th career RBI, July 8 at Texas...Is one of six active catchers to reach that milestone.

**2015**

Spent his second season in Minnesota...Was club's Opening Day catcher...Played in his 1,000th career game, May 14 at Detroit...His 130 games caught ranked second in the American League, trailing Salvador Perez (139) and third in baseball, trailing Perez and Yadier Molina (134).

**2014**

In his first season with Minnesota, earned his only career All-Star appearance while hitting a career-best .288 with 34 doubles, three homers, 61 RBI, 32 walks and 37 runs scored in 131 games...Among AL catchers, he ranked first in batting average (.288), on-base percentage (.345) and doubles, fourth in hits, tied for fourth in walks (34), fifth in RBI, and tied for fifth in games (131)...Prior to the All-Star break, led all AL catchers in doubles (18) and batting average (.309), ranked second in hits (86), tied for second in RBI (37) and tied for fourth in walks (23)...Caught the ninth inning of the All-Star game, helping teammate Glen Perkins earn the save...Given the Bob Allison Award for Twins best leadership voted on by the Twin Cities Chapter of the BBWAA.

**2013**

Started the year with Washington but was traded to Oakland on Aug. 23 in exchange for pitcher Dakota Bacus....Hit .303 (10-for-33) with two home runs and seven RBI in 15 games for the A's.

**2012**

Was Oakland's Opening Day catcher before he was acquired by Washington on Aug. 3 in exchange for catcher David Freitas...At the time of the trade, he led qualified AL catchers in fielding percentage (.996), opponents caught stealing (23) and caught-stealing percentage (38.3%)...Combined to hit .235 with 20 doubles, six home runs and 43 RBI in 75 games with the A's and 43 with the Nationals.



## KURT SUZUKI // C

## 2011

Made his fourth straight Opening Day start at catcher...Clubbed double-digit home runs (14) for the third straight year...Hit 12 of 14 home runs off right-handed pitching... Thirteen of his 14 home runs were solo shots...Made 127 starts at catcher, ranking third in the AL.

## 2010

Made his third straight Opening Day start at catcher...Tied for the team lead in RBI (71) and tied for second in home runs (13)... It marked the second consecutive season he led the club in RBI...A's pitchers posted a 3.27 ERA with him behind the plate, which was the lowest mark in the AL and third lowest in the majors.

## 2009

Finished his third season in Oakland with career bests in runs (74), hits (156), at-bats (570), doubles (37), RBI (88) and home runs (15)...Led AL catchers in games started (132) for the second consecutive season... Also led in innings (1173.1), putouts (923) and total chances (996), and tied for the lead in games (135)...Struck out 59 times for an average of 10.41 plate appearances-per-strikeout, sixth best ratio in the AL.

## 2008

Spent his first full season in the majors...Led AL catchers in games (141), games started (136), innings caught (1215.0), total chances (986) and putouts (927)...Led the A's in batting average (.279), hits (148), hit-by-pitches (11) and multi-hit games (36), and tied for first in games (148)...Tied for seventh in the AL in hit by pitches...Tied for the AL lead in pinch home runs (two) and tied for fifth in pinch-hits (five).

## 2007

Began season at Oakland's Triple-A affiliate in Sacramento... Had his contract selected on June 10 and made his MLB debut on June 12 at Houston, grounding out as a pinch hitter in his first at-bat...Recorded his first MLB hit, June 14 at Houston, a pinch-hit single off Brian Moehler...Hit his first career home run, June 19 vs. Cincinnati (Coffey)...Caught Shane Komine on July 17 vs. Texas, becoming the first Hawaiian-born battery in major league history.

## 2006

Named a Texas League All-Star...Also played for the United States in the All-Star Futures game July 9 at Pittsburgh and went 0-for-1... Named to the U.S. Olympic Qualifying team...In 2005, led the California League in games caught (104)...Also led CL catchers in total chances (947), putouts (882), errors (15) and passed balls (19).

## 2005

Hit .277 with 26 doubles, five triples, 12 homers, 65 RBI, 63 walks, five stolen bases and 85 runs scored in 114 games for Single-A Stockton.

## 2004

In his first professional season, hit .297 in 46 games with Single-A Vancouver.

## PERSONAL

Kurt Kiyoshi Suzuki... Graduated from H.P. Baldwin (Hawaii) High School in 2001...Attended Cal State Fullerton, majoring in Kinesiology where he won the Johnny Bench Award following the 2004 season, given annually to the nation's top collegiate catcher...Led Fullerton to the College World Series championship in 2004...His two-out RBI-single in the bottom of the seventh inning broke a 2-2 tie to lead the Titans to a 3-2 win over Texas in the championship game...He and his wife, Renee, have a daughter Malia, and two sons, Kai and Elijah...Hosted the inaugural Kurt Suzuki Baseball Clinic in Maui in 2012 to raise awareness for the All PONO Sports Organization, which promotes healthy lifestyles and exercise for children in Hawaii, as well as teaching baseball fundamentals...Started the Kurt Suzuki Family Foundation in 2011 to support the scientific research of chronic illnesses—specifically kidney disease research—and encourage and promote healthy lifestyle choices...Is an ambassador for the NephCure Foundation...Along with his wife, raised over \$61,000 for the Jon Wilhite Recovery Fund to help alleviate medical costs accrued by his friend and former Cal State Fullerton teammate who was injured in the tragic car accident that took the lives of Angels pitcher Nick Adenhardt and three others in 2009...His cousin, Shane Victorino, played for 12 seasons in the major leagues.

## CAREER TRANSACTIONS

**2004**..... Selected by OAK in the second round of the First-Year Player Draft.  
**2012**..... Acquired by Washington in exchange for C David Freitas, Aug. 3.  
**2013**..... Acquired by OAK in exchange for RHP Dakota Bacus, Aug. 22.  
**2014**..... Signed with MIN as a free agent, Jan. 3.  
**2017**..... Signed with ATL as a free agent, Jan. 30.  
**2018**..... Signed with Washington as a free agent, Nov. 20.

## SIGNED BY

Randy Johnson (Athletics)

## CATCHERS THROWING STATS

YEAR	GS (W-L)	CCS	SBA	CS%	PB	CATCHER'S ERA
2018	83 (43-40)	10	60	16.7	3	3.80 (316 ER/749.0 IP)
CAREER	1256 (597-659)	145	884	16.4	56	4.09 (5081 ER/11181.0 IP)

## CAREER FIELDING

YEAR / POS.	PCT.	G	PO	A	E	TC	DP	PB
2018 / C	.994	93	744	33	5	782	5	3
CAREER / C	.994	1322	8994	516	59	9569	53	56

## CAREER BESTS

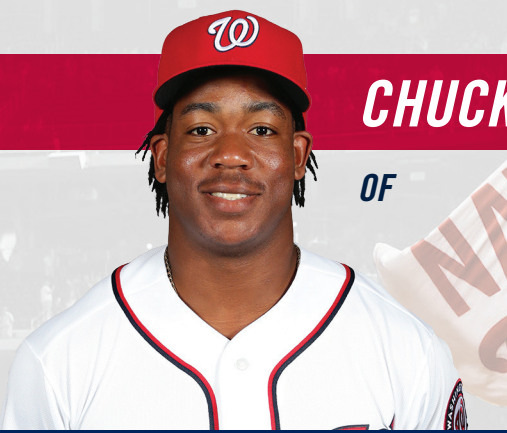
SINGLE-GAME HITS..... 4, 6x, last 6/21/16 vs. PHI  
 SINGLE-GAME RBI ..... 6, 6/21 vs. PHI  
 HITTING STREAK ..... 10 games, 2x, last 5/3/13 - 5/19/13  
 MULTI-HR GAMES (6)..... 6/3/10 at BOS (2)  
 8/17/11 vs. BAL (2)  
 7/2/17 at OAK (2)  
 7/25/17 vs. ARI (2)  
 9/22/17 vs. PHI (2)  
 4/11/18 at WSH (2)  
 CAREER GRAND SLAMS (1)..... 9/10/07 at SEA (Ramirez)  
 CAREER PINCH HOMERS (3)..... 7/10/08 vs. SEA (Morrow)  
 8/15/08 vs. CWS (Carrasco)  
 6/18/16 vs. NYY (Chapman)  
 CAREER WALK-OFF HOMERS (2)... 8/16/07 vs. CWS (Thornton)  
 8/15/08 vs. CWS (Carrasco)

SUZUKI

# 68

## CHUCK TAYLOR

OF



**BATS:** SWITCH      **BORN:** 9/21/93 Arlington, TX  
**THROWS:** LEFT      **'19 OPENING DAY AGE:** 25  
**HEIGHT:** 5'9"      **MLB SERVICE:** 0.000  
**WEIGHT:** 211      **ACQUIRED:** Acquired in the Minor League phase of the 2018 Rule 5 Draft

📷 [taylorchuck21](#)      🐦 [@chuck\\_taylor08](#)

### TAYLOR CAREER RECORD

YEAR	CLUB	AVG	G	AB	R	H	TB	2B	3B	HR	RBI	SH	SF	HP	BB	SO	SB	CS	OBP	SLG	OPS	E	
2012	AZL Diamondbacks	.234	52	205	41	48	59	7	2	0	16	4	1	3	20	55	16	7	.310	.288	.598	3	
2013	Missoula	.291	60	220	38	64	91	12	3	3	25	0	2	7	28	47	3	5	.385	.414	.799	2	
2014	South Bend	.285	109	400	60	114	148	17	4	3	50	1	6	5	60	74	11	6	.380	.370	.750	3	
2015	Kane County	.280	73	289	39	81	92	7	2	0	24	3	4	7	28	48	8	3	.354	.318	.672	1	
	Visalia	.235	48	179	22	42	61	7	3	2	9	0	1	2	22	45	4	7	.324	.341	.664	0	
2016	Visalia	.273	42	154	27	42	64	5	4	3	19	1	2	1	26	39	1	3	.377	.416	.793	0	
	Mobile	.238	41	84	11	20	29	6	0	1	11	0	1	3	6	15	1	0	.309	.345	.654	0	
2017	Arkansas	.274	122	471	74	129	187	25	3	9	58	0	2	6	66	90	10	2	.369	.397	.766	3	
2018	Arkansas	.297	126	502	70	149	189	25	3	3	60	0	5	7	61	79	2	2	.377	.376	.754	5	
<b>MINORS TOTALS</b>			.275	673	2504	382	689	920	111	24	24	272	9	24	41	317	492	56	35	.363	.367	.730	17

### CAREER

Speedy, left-handed outfielder was originally selected by the Arizona Diamondbacks in the fourth round of the 2012 MLB First-Year Player Draft...Has appeared in over 600 minor league games across seven seasons...He was selected by the Nationals from the Mariners in the Rule 5 Minor League draft on Dec. 13, 2018.

### 2018

In his second professional season with Double-A Arkansas he appeared in a career-high 126 games and recorded a career-high 60 RBI...He ranked among Texas League leaders in hits (T2nd, 149), on-base percentage (4th, .377), batting average (6th, .297) and doubles (T9th, 25)...Played in 18 games between the Mexican and Venezuelan Winter Leagues (.213, 2B, 5 RBI, 10 BB, 6 R).

### 2017

Appeared in 122 games with Double-A Arkansas...He ranked among Texas League leaders in walks (T3rd, 66), runs scored (7th, 74), on-base percentage (7th, .369), total plate appearances (7th, 545), at-bats (8th, 471), doubles (T9th, 25), total bases (11th, 187), hits (12th, 129), triples (T13th, 3), OPS (15th, .766), RBI (16th, 58), extra-base hits (T18th, 37) and batting average (20th, .274)...He reached base safely in 31 consecutive games, April 16-May 20...Recorded a career-high 21-game hitting streak, April 27-May 20.

### 2016

Began the season with Single-A Visalia...He was placed on the disabled list with a dislocated right shoulder from April 11-May 17...On July 4, he was promoted to Double-A Mobile, appearing in 41 games.

### 2015

Began the season with Single-A Kane County before being promoted to High-A Visalia.

### 2014

Spent the season with Single-A South Bend...Recorded a season-high 13-game hitting streak, May 12-30.

### 2013

Appeared in 60 games with Short-A Missoula...Hit first career home run on June 30.

### 2012

Began professional career with the AZL Diamondbacks, appearing in 52 games...Recorded a season-high five hits on June 24 against the AZL Brewers.

### PERSONAL

Charles Demetrius Taylor...Attended Mansfield Timberview (TX) High School.

### AWARDS AND HONORS

- 2018..... MiLB.com Organizational All-Star
- 2018..... Texas League Player of the Week (June 17)
- 2017..... Texas League All-Star (mid-season)

TAYLOR

### CAREER TRANSACTIONS

- 2012..... Selected by ARI in the fourth round of the First-Year Player Draft.
- 2016..... Selected by SEA in Rule 5 minor league draft, Dec. 8.
- 2018..... Selected by Washington in Rule 5 Minor League draft, Dec. 13.

### SIGNED BY

J.R. Salinas (Diamondbacks)





# MICHAEL A. TAYLOR

# 3

## OF

**BATS:** RIGHT

**BORN:** 3/26/91 Lake Forest, IL

**THROWS:** RIGHT

**'19 OPENING DAY AGE:** 28

**HEIGHT:** 6'4"

**MLB SERVICE:** 4.010

**WEIGHT:** 210

**ACQUIRED:** Selected in the sixth round of the 2009 First-Year Player Draft

 [mataylor03](#)
[@Taylor\\_Michael3](#)

### TAYLOR CAREER RECORD

YEAR	CLUB	AVG	G	AB	R	H	TB	2B	3B	HR	RBI	SH	SF	HP	BB	SO	SB	CS	OBP	SLG	OPS	E
2009																						
DID NOT PLAY																						
2010	GCL Nationals	.195	38	128	14	25	38	4	3	1	12	1	5	1	14	31	1	2	.270	.297	.567	22
	Hagerstown	.231	5	13	0	3	4	1	0	0	1	0	0	1	2	0	0	0	.333	.308	.641	1
2011	Hagerstown	.253	126	442	64	112	191	26	7	13	68	4	4	6	32	120	23	12	.310	.432	.742	6
2012	Potomac	.242	109	384	51	93	139	33	2	3	37	3	1	3	40	113	19	9	.318	.362	.680	8
2013	Potomac	.263	133	509	79	134	217	41	6	10	87	2	7	8	55	131	51	7	.340	.426	.766	5
2014	Harrisburg	.313	98	384	74	120	207	17	2	22	61	2	1	4	50	130	34	8	.396	.539	.935	1
	Syracuse	.227	12	44	7	10	18	3	1	1	3	1	0	0	7	14	3	1	.333	.409	.742	1
	Washington	.205	17	39	5	8	14	3	0	1	5	0	0	1	3	17	0	2	.279	.359	.638	0
2015	Washington	.229	138	472	49	108	169	15	2	14	63	1	2	1	35	158	16	3	.282	.358	.640	3
	Syracuse	.385	8	26	4	10	14	1	0	1	4	1	1	0	4	10	2	1	.452	.538	.990	0
2016	Washington	.231	76	221	28	51	83	11	0	7	16	0	1	1	14	77	14	3	.278	.376	.654	1
	Syracuse	.205	31	117	17	24	34	5	1	1	9	0	0	1	12	33	7	1	.285	.291	.576	0
2017	Washington	.271	118	399	55	108	194	23	3	19	53	1	2	1	29	137	17	7	.320	.486	.806	4
	Potomac*	.158	6	19	2	3	3	0	0	0	0	0	0	0	2	7	1	0	.238	.158	.396	2
	Harrisburg*	.154	6	26	3	4	9	2	0	1	4	0	0	0	2	8	3	0	.214	.346	.560	0
2018	Washington	.227	134	353	46	80	126	22	3	6	28	2	0	1	29	116	24	6	.287	.357	.644	1
MINORS TOTALS		.257	572	2092	315	538	874	133	22	53	286	14	19	24	219	599	144	41	.332	.418	.750	46
MLB TOTALS		.239	483	1484	183	355	586	74	8	47	165	4	5	5	110	505	71	21	.293	.395	.688	9

\* - Rehab Assignment

### 2014 POSTSEASON

RD.	CLUB, OPP.	AVG	G	AB	R	H	TB	2B	3B	HR	RBI	SH	SF	HP	BB	SO	SB	CS	OBP	SLG	OPS	E
NLDS	WSH vs. SFG																					
NOT ON NLDS ROSTER																						

### 2016 POSTSEASON

RD.	CLUB, OPP.	AVG	G	AB	R	H	TB	2B	3B	HR	RBI	SH	SF	HP	BB	SO	SB	CS	OBP	SLG	OPS	E
NLDS	WSH vs. LAD	.000	3	2	0	0	0	0	0	0	0	0	0	0	0	2	0	0	.000	.000	.000	0
TOTALS		.000	3	2	0	0	0	0	0	0	0	0	0	0	0	2	0	0	.000	.000	.000	0

### 2017 POSTSEASON

RD.	CLUB, OPP.	AVG	G	AB	R	H	TB	2B	3B	HR	RBI	SH	SF	HP	BB	SO	SB	CS	OBP	SLG	OPS	E
NLDS	WSH vs. CHI	.333	5	15	3	5	11	0	0	2	8	0	0	0	3	4	0	0	.444	.733	1.178	0
TOTALS		.333	5	15	3	5	11	0	0	2	8	0	0	0	3	4	0	0	.444	.733	1.178	0

### CAREER

Former shortstop turned center fielder graduated from top prospect to one of the top up-and-coming center fielders in Major League Baseball...Defensive prowess was noted by *Baseball America* ("Best Defensive Outfielder" in Washington's system for five straight seasons) as he rose through the Minor League ranks and was recognized in 2017 by being named a finalist for the 2017 Rawlings Gold Glove Award...Has a strong throwing arm and his ability to track down balls hit over head is exemplary...Can also hit for power and steal bases (career 76% stolen base percentage).

### 2018

Played in 134 games, his most since 2015...Ranked tied for seventh in the National League with 24 stolen bases...Was strong in June, hitting .349 (22-for-63) with five doubles, one homer, 10 RBI, four walks and nine runs scored...His .349 average ranked tied for fifth in the NL in June...Recorded a career-best 13-game hitting streak from June 2-22...Was tied for the longest streak by a National in 2018...Laced his second career walk-off hit on May 22 vs. San Diego...Played in seven games for Gigantes del Cibao of the Dominican Winter League following the season (.143, 2 RBI, BB, R).

### AWARDS AND HONORS

- 2017..... Rawlings Gold Glove Finalist (NL Outfield)
- 2015..... Nationals No. 2 prospect, per *Baseball America*
- 2014..... Nationals No. 6 prospect, per *Baseball America*
- 2014..... Sirius-XM All-Star Futures Game at MIN
- 2014..... MiLB.com Organization All-Star
- 2014..... *Baseball America* Minor League All-Star
- 2014..... Eastern League Rookie of the Year
- 2014..... Eastern League All-Star (mid-season)
- 2014..... Eastern League All-Star (post-season)
- 2014..... Puerto Rican Winter League All-Star
- 2013..... MiLB.com Organization All-Star
- 2013..... Carolina League All-Star (post-season)
- 2013..... Carolina League Player of the Week (Sept. 3)
- 2013..... Carolina League Player of the Week (July 22)
- 2013..... Carolina League Player of the Week (May 27)
- 2012..... Carolina League Player of the Week (July 23)



**2017**

Stepped in for an injured Adam Eaton and went on to set career marks in several offensive categories...From April 29 (the day he took over for an injured Eaton) through the end of the season, hit .280 with 23 doubles, three triples, 19 homers, 52 RBI, 28 walks, 17 stolen bases and 54 runs scored in 105 games...Recorded career marks in doubles, triples, homers, stolen bases and runs scored...Posted a career-high 30 multi-hit games along the way...Finished the season strong, hitting .321 (25-for-78) with a .615 slugging percentage (2 3B, 3B, 6 HR) in his last 22 games...Was tied for second among National League center fielders with eight outfield assists in just 111 games...Eight assists were a career high...Recorded the first inside-the-park grand slam in Nationals history on Sept. 8 vs. PHI (Thompson)...That came as a part of a career-high five-RBI effort...15 of his 19 home runs came off right-handed pitchers...Shined in the Postseason, hitting safely in four of the five NLDS games...Homered in Game 4, a grand slam off Wade Davis and in Game 5, a three run shot off Kyle Hendricks...His grand slam in Game 4 was the first Postseason grand slam in franchise history.

**2016**

Made Washington's Opening Day roster for the second straight season...Enjoyed three separate stints with the Nationals in 2016...Clubbed a team-high three leadoff home runs for the Nationals (4/15 at PHI off J. Hellickson, 4/29 at STL off M. Leake, 6/19 at SDP off D. Pomeranz)...Recorded his first career multi-home run game, June 19 at SDP (4-for-4, 2B, 2 HR, 2 RBI, 2 R, SB)...Hit safely in 18 straight starts from May 3 to June 20 (.329, 8 2B, 3 HR, 7 RBI, 3 BB, 6 SB, 13 R)...Hit .205 with five doubles, a triple, a home run, nine RBI, 12 walks, seven stolen bases and 17 runs scored in 31 games for Triple-A Syracuse...Appeared in the Postseason for the first time.

**2015**

Entered 2015 rated as one of Washington's top prospects...Was thrust into everyday duty due to a rash of injuries to Washington's outfield...Ranked among NL rookies in stolen bases (T1st, 16), outfield assists (T1st, 6), RBI (4th, 63), home runs (7th, 14), walks (7th, 35) and hits (8th, 108)...Clubbed two of Washington's eight leadoff home runs (4/10 at PHI off J. Williams and 7/4 vs. SFG off M. Bumgarner)...Clubbed 10th-inning, pinch-hit, walk-off three-run HR, Sept. 4 vs. Atlanta...Was the first pinch-hit, walk-off home run in Nationals history (2005-present)...Ten of his 14 home runs either tied the game or gave the Nationals the lead...Led the Nationals and ranked 15th in the National League with a .317 average w/RISP...Hit go-ahead grand slam in ninth inning of May 13 comeback 9-6 win at Arizona after entering in the seventh inning in place of Bryce Harper (ejected)...Homered in three straight games, August 20-22 (4-for-14, 3 HR, 5 RBI, BB, 4 R)...Hit 10 of his 14 home runs off right-handed pitchers.

**2014**

Began the season with Double-A Harrisburg before being promoted to Triple-A Syracuse on Aug. 2 and eventually was summoned to D.C. on Aug. 12 for his big league debut...Posted his first hit (2nd-inn. single off R.Montero) and home run (6th inn. 2-run off C. Torres) in his MLB debut, Aug. 12 at NYM...Played in 110 games in Washington's chain, ranked among system leaders in batting (4th, .304), home runs (2nd, 23) and stolen bases (3rd, 37)...Hit .313 with 22 HR, 61 RBI and 34 stolen bases in 98 games and finished second in balloting for Double-A Eastern League MVP...Following the season, was ranked by *Baseball America* as the top prospect in the Eastern League...Was selected to play in the Sirius-XM All-Star Futures game in Minneapolis...Garnered several honors throughout the season: MiLB.com Organization All-Star, *Baseball America* Minor League All-Star, Eastern League Rookie of the Year, and Eastern League mid-season and post-season All-Star.

**2013**

Ranked second in the Nationals system with 41 doubles, 58 extra-base hits, 87 RBI and 51 stolen bases...Swiped a career-high 51 bags in 58 at-tempts (88% success rate)...Also recorded career highs in most offensive categories except home runs, but did hit 10 long balls...Seven of his 10 home runs were hit off right-handed pitchers, but posted a superior slugging mark (.450) against southpaws...25 of 58 extra-base hits came with RISP...Garnered Carolina League Player of the Week honors on three occasions (May 27, July 22, and Sept. 3)...Following season, hit .365 with seven doubles, two triples, three home runs and 10 RBI in 36 games for Mayaguez of the Puerto Rican Winter League...Was named a MiLB.com Organization All-Star and a Carolina League post-season All-Star following the season.

**2012**

Paced the Nationals' system with 33 doubles in his first season with Potomac...Walked 40 times after tallying 47 base on balls in first two pro campaigns.

**2011**

Played primarily in the outfield (92 games in center field, 21 in right field) for the first time and thrived, hitting 13 home runs for Hagerstown.

**2010**

Made his pro debut as an infielder...Following season, he participated in Instructional League and began his successful conversion to the outfield.

**PERSONAL**

Michael Anthony Taylor...Is a 2009 graduate of Westminster (FL) Academy where he played with former National Matt den Dekker.

**CAREER TRANSACTIONS**

2009 ..... Selected by Washington in sixth round of First-Year Player Draft.

**SIGNED BY**

Tony Arango (Nationals)

**CAREER FIELDING**

YEAR / POS.	PCT.	G	PO	A	E	TC	DP
2018 / CF	.996	113	232	6	1	239	2
2018 / 1B	—	1	0	0	0	0	0
CAREER / CF	.990	394	854	22	9	885	4
CAREER / LF	1.000	39	73	3	0	76	0
CAREER / RF	1.000	15	22	0	0	22	0
CAREER / 1B	—	1	0	0	0	0	0

**CAREER BESTS**

SINGLE-GAME HITS	4, 4x, last: 9/8/17 vs. PHI
SINGLE-GAME RBI	5, 9/8/17 vs. PHI
HITTING STREAK	13 games, 6/2/18 - 6/22/18
MULTI-HR GAMES (2)	6/19/16 at SDP (2) 6/24/17 vs. CIN (2)
CAREER GRAND SLAMS (2)	5/13/15 at ARI (Reed) 9/8/17 vs. PHI (Thompson)
CAREER PINCH HOMERS (1)	9/4/15 vs. ATL (Cuniff)
CAREER WALK-OFF HOMERS (1)	9/4/15 vs. ATL (Cuniff)



SS

## TREA TURNER

7

BATS: RIGHT

BORN: 6/30/93 Boynton Beach, FL

THROWS: RIGHT

'19 OPENING DAY AGE: 25

HEIGHT: 6'2"

MLB SERVICE: 2.135

WEIGHT: 185

**ACQUIRED:** Acquired by Washington with RHP Joe Ross from San Diego in exchange for OF Steven Souza Jr. and LHP Travis Ott, both of whom went to Tampa Bay. San Diego acquired OF Wil Myers, C Ryan Hanigan, LHP Jose Castillo and RHP Gerardo Reyes from Tampa Bay. Tampa Bay acquired C Rene Rivera, 1B Jake Bauers, and RHP Burch Smith from San Diego, Dec. 14, 2014.

tvturner

@treavturner

## TURNER CAREER RECORD

YEAR	CLUB	AVG	G	AB	R	H	TB	2B	3B	HR	RBI	SH	SF	HP	BB	SO	SB	CS	OBP	SLG	OPS	E
2014	Eugene	.228	23	92	14	21	26	2	0	1	2	0	0	2	11	19	9	1	.324	.283	.607	1
	Fort Wayne	.369	46	187	31	69	99	14	2	4	22	1	1	3	24	48	14	3	.447	.529	.976	3
2015	San Antonio	.322	58	227	31	73	107	13	3	5	35	2	1	0	24	48	11	4	.385	.471	.856	6
	Harrisburg	.359	10	39	6	14	20	4	1	0	4	0	1	0	1	8	4	0	.366	.513	.879	4
	Syracuse	.314	48	188	31	59	81	7	3	3	15	1	3	0	13	41	14	2	.353	.431	.784	11
	Washington	.225	27	40	5	9	13	1	0	1	1	0	0	0	4	12	2	2	.295	.325	.620	2
2016	Syracuse	.302	83	331	61	100	156	22	8	6	33	1	2	0	37	72	25	2	.370	.471	.841	9
	Washington	.342	73	307	53	105	174	14	8	13	40	0	2	1	14	59	33	6	.370	.567	.937	3
2017	Washington	.284	98	412	75	117	186	24	6	11	45	0	1	4	30	80	46	8	.338	.451	.789	8
	Syracuse	.000	3	9	0	0	0	0	0	0	0	0	0	0	1	4	0	0	.100	.000	.100	0
	Potomac	.167	4	12	1	2	3	1	0	0	1	0	1	0	0	3	0	1	.154	.250	.404	0
2018	Washington	.271	162	664	103	180	276	27	6	19	73	2	0	5	69	132	43	9	.344	.416	.760	12
<b>MINORS TOTALS</b>		.312	275	1085	175	338	492	63	17	19	112	5	9	5	111	243	77	13	.375	.453	.829	34
<b>MLB TOTALS</b>		.289	360	1423	236	411	649	66	20	44	159	2	3	10	117	283	124	25	.346	.456	.803	25

\* - Rehab Assignment

## 2016 POSTSEASON

RD.	CLUB, OPP.	AVG	G	AB	R	H	TB	2B	3B	HR	RBI	SH	SF	HP	BB	SO	SB	CS	OBP	SLG	OPS	E
NLDS	WSH vs. LAD	.318	5	22	5	7	7	0	0	0	1	0	1	0	1	11	2	0	.333	.318	.652	0
<b>TOTALS</b>		.318	5	22	5	7	7	0	0	0	1	0	1	0	1	11	2	0	.333	.318	.652	0

## 2017 POSTSEASON

RD.	CLUB, OPP.	AVG	G	AB	R	H	TB	2B	3B	HR	RBI	SH	SF	HP	BB	SO	SB	CS	OBP	SLG	OPS	E
NLDS	WSH vs. CHI	.143	5	21	1	3	4	1	0	0	0	0	0	0	2	7	2	0	.217	.190	.408	1
<b>TOTALS</b>		.143	5	21	1	3	4	1	0	0	0	0	0	0	2	7	2	0	.217	.190	.408	1

## CAREER

Elite athlete with electric, game-changing speed who ascended through the Minor Leagues to become one of the top young players in Major League Baseball...Was a finalist for the 2016 National League Rookie of the Year after playing just 73 games at the big league level...Is Washington's all-time leader in stolen bases and the single-season leader (46 in 2017)...Can also hit for power, having hit seven career lead off home runs, behind only Alfonso Soriano (9) for the most in Nationals history...Is one of two players (Chris Iannetta) to record two games with at least seven RBI over the last two seasons...Was acquired on June 14, 2015, completing the Dec. 14, 2014 three-team trade in which Washington acquired right-handed pitcher Joe Ross and a Player to be Named (Turner) from the Padres.

## 2018

Set career marks in nearly every category thanks to becoming the second player in Nationals history (2005-pres.) to play in all 162 games...He hit .271 with 27 doubles, six triples, 19 home runs, 73 RBI, 69 walks, 43 stolen bases and 103 runs scored...Turner led the National League with 43 stolen bases and ranked among NL hitters in runs scored (T6th, 103) and hits (7th, 180)...His 103 runs scored were tied for fifth in Nationals history...Turner ranked third among National League shortstops in WAR (4.8), according to FanGraphs.com...He joined Ryan Zimmerman - who started all 162 in 2007 as the only players to play all 162 in Nationals history...Turner started 158 games, tied with Ian Desmond (2013) and Alfonso Soriano (2006) for the second-most starts in a season behind Zimmerman's 162 in 2007...Turner's 158 starts were tied for fifth in MLB and he was one of seven players in MLB to play in all 162 games...He put together a career-best 24-game on-base streak (8/29-9/24) and his career-best 13-game hitting streak from May 19-June 1 was tied for the longest on the club...On July 5 against Miami, Turner led the largest comeback in Nationals history...Trailing 9-0 in the fourth inning, Turner hit a solo home run and in the bottom of the sixth, he hit his first career grand slam, putting the Nationals ahead, 10-9...He went 3-for-5 with two home runs, eight RBI and three runs...His eight RBI in a single game are tied for most by a leadoff hitter in MLB history...On Sept. 23 against New York (NL) he stole two bases, passing Ian Desmond for the most stolen bases in Nationals history.

## AWARDS AND HONORS

- 2016..... National League Rookie of the Year Finalist (BBWAA)
- 2016..... MiLB.com Organization All-Star
- 2016..... National League Rookie of the Month (Sept./Oct.)
- 2016..... National League Rookie of the Month (Aug.)
- 2016..... Washington's No. 2 prospect per *Baseball America*
- 2016..... MLB's No. 9 prospect, per *Baseball America*
- 2015..... MiLB.com Organization All-Star
- 2015..... SiriusXM All-Star Futures Game at CIN
- 2015..... Texas League All-Star (mid-season)
- 2015..... San Diego's No. 2 prospect, per *Baseball America*
- 2015..... MLB's No. 9 prospect, per *Baseball America*
- 2014..... MiLB.com Organization All-Star
- 2014..... San Diego's MiLB Defensive Player of the Year

**2017**

Put up strong numbers despite two stints on the disabled list (right hamstring strain: 4/10 to 4/21; right wrist fracture: 6/30 to 8/29)...Hit .297 with 11 doubles, two triples, four homers, 13 RBI, 12 walks, 11 stolen bases and 22 runs scored in 30 games following his return from his right wrist fracture...Broke Washington's single-season stolen base record with 46...Ranked third in MLB with 46 stolen bases...Broke Washington's single-season record with his 42nd SB on Sept. 19 at ATL...Stole a career-high and Nationals record four stolen bases on two occasions (6/18 at NYM; 6/27 vs. CHI)...Recorded his first career cycle and the third in Nationals history, April 25 at COL...Recorded a career-high seven RBI as well...According to the *Elias Sports Bureau*, Turner became the eighth player in Major League history to drive in seven or more RBI in a game while hitting for the cycle...Only one player did that at a younger age than Turner (23 years, 299 days): Joe DiMaggio, who hit for the cycle and knocked in seven runs against the Washington Senators on July 9, 1937 at 22 years, 226 days old...Clubbed four leadoff home runs despite hitting leadoff in 90 of the 98 games played...Four leadoff blasts ranked tied for third in the National League (T8th in MLB)...All six triples, 11 home runs and 17 of his doubles came off right-handed pitching...Was held hitless for the first three games of the NLDS, but came on strong in the final two games, going 3-for-9 (.333) with a double, two walks, one stolen base and one run scored.

**2016**

In his first full season in Washington's system, Turner recorded one of the top rookie seasons in MLB history despite just 73 games played...Hit .342 with 14 doubles, eight triples, 13 homers, 40 RBI, 33 stolen bases and 53 runs scored for the Nationals...He played 71 of his 73 games from July 15 through the end of the season...His .342 batting average was the highest by any rookie with at least 290 at-bats since Ichiro Suzuki hit .350 for Seattle in his first MLB season (2001)...Turner collected 105 hits and stole 33 bases in just 73 games, becoming the first rookie in franchise history (Nationals/Expos) to post more than 100 hits in fewer than 100 games...According to *Baseball Reference*, he was the only rookie in MLB history (since 1900) to record at least 13 homers, 33 stolen bases and an average of .340 or better in no more than 73 games...His 1.44 hits per game was the fifth-highest mark by a rookie with at least 70 games since 1900...After the All-Star break, Turner led MLB in triples (8), and ranked in the National League in stolen bases (2nd, 33), hits (2nd, 102), total bases (3rd, 170), runs scored (T5th, 53), and average (5th, .340)...According to *Elias*, only three rookies in MLB history have hit as high as .340 with as many as 13 home runs after the break: Hal Trosky (CLE, 1934: .349, 19 HR), Ted Williams (BOS, 1939: .345, 19 HR) and Willie McCovey (SFG, 1959: .354, 13 HR)...Was the first rookie in WSH/MON history w/20+ stolen bases since Mike Lansing (1993)...His 33 stolen bases were the most by a rookie in Nationals history (2005-present) and the fourth-most by any rookie in franchise history (Nationals/Expos), behind only: Tim Lincecum (71, 1981), Larry Lintz (50, 1974) and Delino DeShields (42, 1990)...His 33 stolen bases were the third-most in club history, regardless of service time, behind only Alfonso Soriano (41, 2006) and Nyjer Morgan (34, 2010)...On July 20 vs. LAD, became third Nationals player to steal home...Clubbed his first walk-off home run in his first multi-home run game, Sept. 9 vs. PHI (Herrmann)...Matched a franchise record (WSH/MON) with hits in eight straight plate appearances, Aug. 23-24...Clubbed two lead-off home runs (8/28 vs. COL off C. Betteis and 9/17 at ATL off J. Collmenter)...Earned back-to-back NL Rookie of the Month awards in Aug. (.357, 6 2B, 3 3B, 5 HR, 15 RBI, 11 SB, 27 R) and Sept./Oct. (.339, 5 2B, 2 3B, 8 HR, 18 RBI, 15 SB)...Recorded seven hits in the 2016 NLDS, tied for the most in MLB during the DS...Tied teammates Daniel Murphy and Jayson Werth as well as TOR 3B Josh Donaldson

NATIONALS  
PARKCOMMUNITY  
RELATIONSDREAM  
FOUNDATIONYOUTH BASEBALL  
ACADEMYFRONT OFFICE  
OWNERSHIPMANAGER  
COACHING STAFF

PLAYERS

2018  
IN REVIEWHISTORY AND  
RECORDSSCOUTING  
RESEARCH  
PLAYER DEV.

MEDIA







# AUSTIN VOTH

# 50

**RHP**

**BATS:** RIGHT      **BORN:** 6/26/92 Redmond, WA  
**THROWS:** RIGHT      **'19 OPENING DAY AGE:** 26  
**HEIGHT:** 6'2"      **MLB SERVICE:** 0.036  
**WEIGHT:** 210      **ACQUIRED:** Selected in the fifth round of the 2013 First-Year Player Draft

@AustinVoth31

## VOTH CAREER RECORD

YEAR	CLUB	W	L	ERA	G	GS	CG	SHO	SV	IP	H	R	ER	HR	HB	BB	SO	SO/9	WP	BK	BAA
2013	GCL Nationals	0	0	0.00	2	2	0	0	0	5.0	4	0	0	0	0	0	4	7.2	0	0	.235
2013	Auburn	2	0	1.47	7	7	0	0	0	30.2	21	6	5	0	1	4	42	12.3	2	0	.193
	Hagerstown	1	0	3.38	2	2	0	0	0	10.2	8	4	4	0	0	2	9	7.6	2	0	.195
2014	Hagerstown	4	3	2.45	13	13	0	0	0	69.2	51	25	19	1	2	22	74	9.6	3	1	.206
	Potomac	2	1	1.43	6	6	0	0	0	37.2	16	6	6	2	0	7	40	9.6	0	0	.126
	Harrisburg	1	3	6.52	5	5	0	0	0	19.1	22	14	14	4	1	9	19	8.8	1	0	.286
2015	Harrisburg	6	7	2.92	28	27	0	0	0	157.1	134	60	51	10	5	40	148	8.5	4	0	.230
2016	Syracuse	7	9	3.15	27	25	0	0	0	157.0	138	63	55	11	3	57	133	7.6	7	0	.232
2017	Syracuse	1	7	6.38	13	13	1	0	0	66.1	85	50	47	12	0	34	42	5.7	7	0	.310
	Auburn	0	1	13.50	1	1	0	0	0	2.0	4	3	3	0	0	1	2	9.0	0	0	.400
	Harrisburg	3	4	5.13	10	10	0	0	0	54.1	63	34	31	8	2	13	44	7.3	2	0	.288
2018	Syracuse	6	8	4.37	24	24	0	0	0	125.2	119	68	61	13	5	40	117	8.4	1	0	.247
	Washington	1	1	6.57	4	2	0	0	0	12.1	12	9	9	3	0	6	11	8.0	1	0	.255
<b>MINORS TOTALS</b>		33	43	3.62	138	135	1	0	0	735.2	665	333	296	61	19	229	674	8.2	29	1	.239
<b>MLB TOTALS</b>		1	1	6.57	4	2	0	0	0	12.1	12	9	9	3	0	6	11	8.0	1	0	.255

## CAREER BATTING RECORD

YEAR	CLUB	AVG	G	AB	R	H	TB	2B	3B	HR	RBI	SH	SF	HP	BB	SO	SB	CS	OBP	SLG	OPS	E
2018	Washington	.000	4	2	0	0	0	0	0	0	0	0	0	0	0	1	0	0	.000	.000	.000	0
<b>MLB TOTALS</b>		.000	4	2	0	0	0	0	0	0	0	0	0	0	0	1	0	0	.000	.000	.000	0

## CAREER

Washington's 2015 Minor League Pitcher of the Year...Made his MLB debut in 2018... Became the 17th pitcher drafted and developed by the Nationals (2005-pres.) to start a game for Washington (John Lannan, Jordan Zimmermann, Ross Detwiler, Marco Estrada, Craig Stammen, Stephen Strasburg, Brad Peacock, Tommy Milone, Taylor Jordan, Nathan Karns, Taylor Hill, A.J. Cole, Lucas Giolito, Reynaldo Lopez, Matt Grace and Erick Fedde).

## 2018

Enjoyed five stints with the Nationals...Made his Major League debut on July 14 at New York (NL)...Earned the start by pitching to a 1.62 ERA (6 ER/33.1 IP) while going 1-2 in his last five Minor League starts prior to that...Returned to the Nationals for the remainder of the season on Sept. 4...Appeared out of the bullpen on Sept. 14 at Atlanta...In his final start of the season, tossed 5.0 shutout innings on Sept. 22 vs. New York (NL)...Allowed just one hit while striking out five batters...Went 6-8 with a 4.37 ERA in 24 starts for Triple-A Syracuse...He struck out 117 batters, fourth-most among Nationals farmhands and tied for sixth-most in the International League...Over his last five starts, he went 2-0 with a 3.16 ERA (11 ER/31.1 IP) and held opposing batters to a .195 average (22-for-113).

## 2017

Went 4-12 with a 5.94 ERA in 24 starts between three levels of Washington's system.

## 2016

Advanced to Triple-A Syracuse for the first time in his career...Ranked third in the International League and third in Washington's system with a 3.15 ERA...His 133 strikeouts were tied for the most among Nationals farmhands and tied for fifth in the International League...Also ranked among qualified International League pitchers in fewest hits per nine innings (1st, 7.91), fewest home runs per nine innings (3rd, 0.63), strikeouts per nine innings (3rd, 7.62) and walks/hits per innings pitched (5th, 1.24)...Matched a career-high with seven wins.

## 2015

Named Washington's Minor League Pitcher of the Year after leading all Nationals farmhands with 148 strikeouts and ranking third in the organization with a 2.92 ERA...His 148 strikeouts ranked second in all of Double-A and were tied for ninth in all of Minor League Baseball...He led the Eastern League in strikeouts (148), strikeouts per nine innings (8.47) and strikeout-to-walk ratio (3.70)...He also ranked among league leaders in hits per nine innings (2nd, 7.67), WHIP (5th, 1.11), home runs per nine innings (5th, 0.57), and ERA (8th, 2.92).

## AWARDS AND HONORS

- 2018..... Washington's No. 26 prospect, per *Baseball America*
- 2017..... Washington's No. 10 prospect, per *Baseball America*
- 2016..... Washington's No. 9 prospect, per *Baseball America*
- 2015..... Washington's Minor League Pitcher of the Year
- 2015..... Eastern League Pitcher of the Week (Sept. 7)
- 2015..... Eastern League All-Star (mid-season)
- 2015..... Washington's No. 11 prospect, per *Baseball America*
- 2014..... Carolina League Pitcher of the Week (July 21)
- 2014..... Carolina League Pitcher of the Week (July 14)
- 2014..... South Atlantic League All-Star (mid-season)
- 2014..... Washington's No. 14 prospect, per *Baseball America*

NATIONALS PARK  
 COMMUNITY RELATIONS  
 DREAM FOUNDATION  
 YOUTH BASEBALL ACADEMY  
 FRONT OFFICE | OWNERSHIP  
 COACHING STAFF | MANAGER |

PLAYERS

2018 IN REVIEW

HISTORY AND RECORDS

SCOUTING | RESEARCH | PLAYER DEV.

MEDIA



## AUSTIN VOTH // RHP

### 2014

Went a combined 7-7 with a 2.77 ERA in 24 starts between three levels of the Nationals' chain...Led all Nationals Minor Leaguers with 133 strikeouts and his 2.77 ERA was good for second in the system...Garnered Carolina League Pitcher of the Week honors in back-to-back weeks (7/14 and 7/21)... Was named a South Atlantic League mid-season All-Star after going 4-3 with a 2.45 ERA for Hagerstown.

### 2013

Power right-hander saw action at three levels of the Nationals' Minor League system following his selection in the draft...Struck out at least 10 batters in his final two starts for Auburn before his promotion to Single-A Hagerstown.

### PERSONAL

Austin Lee Voth...Pronounced like "both"...Graduated from Kentwood (WA) High School and attended the University of Washington...Was the No. 1 starter for the Huskies in 2013...Went 7-6 with a 2.99 ERA in 15 starts...Ranked second in the Pac-12 with 98 strikeouts, behind Stanford's Mark Appel, and seventh-most in school history.

#### CAREER TRANSACTIONS

2013..... Selected by Washington in fifth round of First-Year Player Draft.

#### SIGNED BY

Fred Costello (Nationals)

#### CAREER FIELDING

YEAR / POS.	PCT.	G	PO	A	E	TC	DP
2018 / P	1.000	4	1	1	0	2	0
Career / P	1.000	4	1	1	0	2	0

#### CAREER BESTS

LONGEST START.....	5.0 IP, 9/22/18 vs. NYM
WINNING STREAK.....	None
MOST SINGLE-GAME K'S.....	5, 9/22/18 vs. NYM
CAREER 10-K GAMES.....	None
HOME RUNS HIT.....	None

VOTH





# AUSTEN WILLIAMS

# 53

**RHP**

**BATS:** RIGHT      **BORN:** 12/19/92 Fort Worth, TX  
**THROWS:** RIGHT      **'19 OPENING DAY AGE:** 26  
**HEIGHT:** 6'3"      **MLB SERVICE:** 0.030  
**WEIGHT:** 225      **ACQUIRED:** Selected in the sixth round of the 2014 First-Year Player Draft

Instagram: [@austen\\_williams](#)

Twitter: [@adub\\_44](#)

## WILLIAMS CAREER RECORD

YEAR	CLUB	W	L	ERA	G	GS	CG	SHO	SV	IP	H	R	ER	HR	HB	BB	SO	SO/9	WP	BK	BAA
2014	GCL Nationals	0	0	1.93	2	2	0	0	0	4.2	5	1	1	0	0	2	1	1.9	1	0	.263
	Auburn	4	3	4.66	9	9	0	0	0	38.2	42	24	20	2	2	8	26	6.1	7	0	.276
2015	Hagerstown	8	1	2.10	13	13	0	0	0	73.0	66	20	17	2	3	14	63	7.8	3	0	.243
	Syracuse	0	1	11.25	1	1	0	0	0	4.0	4	5	5	1	0	2	2	4.5	1	0	.250
	Potomac	4	6	2.59	11	11	0	0	0	62.2	51	26	18	2	1	17	41	5.9	2	0	.217
2016	Harrisburg	1	7	5.68	10	10	0	0	0	50.2	66	42	32	5	4	22	30	5.3	2	0	.313
	Potomac	4	6	5.32	16	16	2	0	0	89.2	113	57	53	8	4	26	48	4.8	7	1	.310
2017	Harrisburg	1	6	6.85	10	10	0	0	0	46.0	67	38	35	6	3	11	34	6.7	3	0	.340
	Potomac	2	5	4.17	9	9	0	0	0	45.1	54	22	21	2	1	11	42	8.3	7	0	.286
2018	Harrisburg	3	3	1.39	24	2	0	0	1	51.2	34	10	8	0	0	13	69	12.0	2	0	.182
	Syracuse	0	0	0.55	8	0	0	0	1	16.1	6	1	1	0	0	4	20	11.0	0	0	.111
	Washington	0	1	5.59	10	0	0	0	0	9.2	10	6	6	5	0	6	8	7.5	1	0	.270
<b>MINORS TOTALS</b>		27	38	3.93	113	83	2	0	2	482.2	508	246	211	28	18	130	376	7.0	35	1	.268
<b>MLB TOTALS</b>		0	1	5.59	10	0	0	0	0	9.2	10	6	6	5	0	6	8	7.5	1	0	.270

## CAREER

Former sixth-round pick in the 2014 First-Year Player Draft...Began his career as a starter but converted to the bullpen in 2018...Excelled in the role, leading to a Sept. 2018 callup...Went 24-35 with 4.38 ERA in 81 starts across his first four pro seasons...Was Washington's "Bob Boone Award" winner in 2015.

## 2018

Went 3-3 with two saves and a 1.19 ERA in 32 games (two starts) between Double-A Harrisburg and Triple-A Syracuse...He struck out 89 batters, walked 17 and posted a 0.84 WHIP...Did not allow a home run in 32 Minor League appearances...Was promoted to Syracuse on Aug. 2...He allowed just one earned run in 16.1 IP (0.55 ERA) while striking out 20 batters and issuing just four walks with Syracuse...Opposing Triple-A batters went 6-for-54 against him...Had his contract selected on Sept. 1 and made his MLB debut on Sept. 2 vs. Milwaukee...Offered scoreless relief in six of 10 appearances out of the Nationals bullpen.

## 2017

Went 3-11 with a 5.52 ERA in 19 starts between Single-A Potomac and Double-A Harrisburg.

## 2016

Made a career-high 26 starts between Double-A Harrisburg and Single-A Potomac.

## 2015

Went 12-8 with a 2.58 ERA in 25 starts across three levels of Washington's system...Ranked second in the organization in ERA (2.58) and wins (12) and his 106 strikeouts were good for fifth...His 2.10 ERA with Single-A Hagerstown ranked second in the South Atlantic League at the time of his promotion to Single-A Potomac...His eight wins were tied for third...Was named a South Atlantic League mid-season All-Star.

## 2014

His four wins were second-most among Auburn pitchers.

## PERSONAL

Austen Thomas Williams...Graduated from Southwest Christian High School in Fort Worth, Tex. and attended Texas State University...Was named All-Sun Belt Conference Second Team as a Junior.

## AWARDS AND HONORS

- 2018..... Eastern League All-Star (mid-season)
- 2016..... Washington's No. 19 prospect, per *Baseball America*
- 2015..... Washington's "Bob Boone Award" winner
- 2015..... South Atlantic League All-Star (mid-season)

WILLIAMS

## CAREER TRANSACTIONS

2014..... Selected by Washington in sixth round of First-Year Player Draft.

## SIGNED BY

Tyler Wilt (Nationals)

## CAREER FIELDING

YEAR / POS.	PCT.	G	PO	A	E	TC	DP
2018 / P	1.000	10	0	1	0	1	0
Career / P	1.000	10	0	1	0	1	0





# JACOB WILSON

**INF**
**BATS:** RIGHT

**BORN:** 7/29/90 Bartlett, TN

**THROWS:** RIGHT

**'19 OPENING DAY AGE:** 28

**HEIGHT:** 5'11"

**MLB SERVICE:** 0.000

**WEIGHT:** 219

**ACQUIRED:** Signed as a Minor League free agent, Feb. 26, 2018

# 48

**WILSON CAREER RECORD**

YEAR	CLUB	AVG	G	AB	R	H	TB	2B	3B	HR	RBI	SH	SF	HP	BB	SO	SB	CS	OBP	SLG	OPSE	
2012	Batavia	.275	46	160	28	44	71	7	1	6	25	0	2	4	13	33	2	1	.341	.444	.785	4
2013	Peoria	.264	97	348	63	92	163	24	1	15	72	3	8	10	40	54	6	5	.350	.468	.818	6
	Palm Beach	.179	32	117	12	21	34	4	0	3	10	1	0	2	17	20	0	1	.294	.291	.585	4
2014	Palm Beach	.298	30	121	18	36	48	12	0	0	20	1	3	1	12	24	0	0	.358	.397	.755	4
	Springfield	.305	36	131	15	40	68	13	0	5	21	0	1	2	11	23	3	1	.366	.519	.885	3
2015	Springfield	.225	34	120	18	27	54	6	0	7	21	0	2	2	17	25	0	2	.326	.450	.776	5
	Memphis	.231	89	307	41	71	120	14	1	11	56	0	6	6	23	68	2	1	.292	.391	.683	12
2016	Memphis	.221	72	226	29	50	88	14	0	8	29	0	3	4	20	55	3	2	.292	.389	.681	10
	Springfield	.226	25	84	14	19	40	3	0	6	18	3	2	0	12	25	0	0	.316	.476	.792	1
2017	Springfield	.248	129	432	63	107	180	20	1	17	66	1	8	12	50	97	2	3	.337	.417	.754	11
2018	Harrisburg	.246	15	61	9	15	30	3	0	4	8	0	3	0	7	13	1	1	.310	.492	.802	2
	GCL Nationals	.333	4	15	2	5	6	1	0	0	5	0	0	0	1	1	0	0	.375	.400	.775	1
	Syracuse	.282	89	316	37	89	124	24	1	3	42	1	8	6	33	63	1	1	.353	.392	.745	7
<b>MINORS TOTALS</b>		.253	698	2438	349	616	1026	145	5	85	393	10	46	49	256	501	19	18	.330	.421	.751	70

**CAREER**

Versatile defender returns to the Nationals organization for his second season...

Was selected by Washington in the Minor League phase of the 2017 Rule 5 Draft...Has appeared at third base (327 G), second base (241 G), first base (35 G), shortstop (17 G) and outfield (20 G) across his seven professional seasons.

**2018**

Hit .278 with 28 doubles, one triple, seven home runs, 55 RBI, 41 walks and 48 runs scored in 108 games between three levels of Washington's system...

Was named an International League mid-season All-Star...His 28 doubles were his most since 2013...Appeared in eight games for Toros del Este of the Dominican Winter League following the season.

**2017**

Matched a career-high with 129 games played.

**2016**

Hit .223 with 17 doubles, 14 home runs, 47 RBI, 32 walks and 43 runs scored in 97 games between Triple-A Memphis and Double-A Springfield.

**2015**

Matched a career-high with 18 home runs...Was named an Organization All-Star by MiLB.com.

**2014**

Recorded 25 doubles in just 66 games between Single-A Palm Beach and Double-A Springfield...Named Texas League Player of the Week on June 2.

**2013**

Clubbed a career-high 18 home runs in his second professional season.

**2012**

Hit .275 with seven doubles, one triple, six homers and 25 RBI in 46 games...Was named New York-Penn League Player of the Week on Aug. 20.

**PERSONAL**

Jacob Clinton Wilson...Graduated from Bartlett (TN) High School and attended the University of Memphis...Was named 2012 Conference USA Player of the Year.

**AWARDS AND HONORS**

**2018**..... International League All-Star (mid-season)

**2015**..... MiLB.com Organization All-Star

**2014**..... Texas League Player of the Week (June 2)

**2013**..... Midwest League All-Star (mid-season)

**2012**..... New York-Penn League Player of the Week (Aug. 20)

**WILSON**
**CAREER TRANSACTIONS**

**2012**..... Selected by STL in 10th round of First-Year Player Draft.

**2017**..... Selected by Washington in the Minor League phase of the Rule 5 Draft.

**SIGNED BY**

Tim Osborne (Cardinals)





# RYAN ZIMMERMAN

# 11

**1B**

**BATS:** BORN: 9/28/84 Washington, NC  
**THROWS:** '19 OPENING DAY AGE: 34  
**HEIGHT:** MLB SERVICE: 13.032  
**WEIGHT:** ACQUIRED: Selected in the first round (fourth overall) of the 2005 First-Year Player Draft

## ZIMMERMAN CAREER RECORD

YEAR	CLUB	AVG	G	AB	R	H	TB	2B	3B	HR	RBI	SH	SF	HP	BB	SO	SB	CS	OBP	SLG	OPS	E
2005	Savannah	.471	4	17	5	8	18	2	1	2	6	0	0	0	0	3	0	1	.471	1.059	1.530	0
	Harrisburg	.326	63	233	40	76	123	20	0	9	32	1	2	15	34	1	5	.371	.528	.899	10	
	<b>Washington</b>	<b>.397</b>	<b>20</b>	<b>58</b>	<b>6</b>	<b>23</b>	<b>33</b>	<b>10</b>	<b>0</b>	<b>6</b>	<b>0</b>	<b>1</b>	<b>0</b>	<b>3</b>	<b>12</b>	<b>0</b>	<b>0</b>	<b>.419</b>	<b>.569</b>	<b>.988</b>	<b>2</b>	
2006	Washington	.287	157	614	84	176	289	47	3	20	110	1	4	2	61	120	11	8	.351	.471	.822	15
	Washington	.266	162	653	99	174	299	43	5	24	91	0	5	3	61	125	4	1	.330	.458	.788	23
2008	Washington	.283	106	428	51	121	189	24	1	14	51	0	4	3	31	71	1	1	.333	.442	.775	10
	Potomac*	.300	2	10	1	3	5	2	0	0	0	0	0	0	0	1	0	0	.300	.500	.800	0
	Columbus*	.267	4	15	4	4	8	1	0	1	3	0	0	0	2	3	0	0	.353	.533	.886	0
2009	Washington	.292	157	610	110	178	320	37	3	33	106	0	9	2	72	119	2	0	.364	.525	.889	17
	Washington	.307	142	525	85	161	268	32	0	25	85	0	5	4	69	98	4	1	.388	.510	.899	17
2011	Washington	.289	101	395	52	114	175	21	2	12	49	0	3	1	41	73	3	1	.355	.443	.798	12
	Hagerstown*	1.000	1	2	2	2	5	1	1	0	1	0	0	0	1	0	0	0	1.000	2.500	3.500	0
	Potomac*	.400	3	10	0	4	6	2	0	0	1	0	0	0	1	1	0	0	.455	.600	1.055	1
	Syracuse*	.222	2	9	1	2	2	0	0	0	1	0	0	0	0	2	0	0	.222	.222	.444	0
2012	Washington	.282	145	578	93	163	276	36	1	25	95	0	4	2	57	116	5	2	.346	.478	.824	19
	Washington	.275	147	568	84	156	264	26	2	26	79	0	3	2	60	133	6	0	.344	.465	.809	21
	Potomac*	.000	1	3	0	0	0	0	0	0	0	0	0	0	0	0	0	0	.000	.000	.000	0
2014	Washington	.280	61	214	26	60	96	19	1	5	38	0	4	0	22	37	0	0	.342	.449	.791	4
	Potomac*	.357	4	14	0	5	6	1	0	0	3	0	1	0	1	0	1	0	.333	.429	.762	0
2015	Washington	.249	95	346	43	86	161	25	1	16	73	0	10	1	33	79	1	0	.308	.465	.773	4
	Harrisburg*	.067	5	15	0	1	1	0	0	0	0	0	0	0	0	3	0	0	.067	.067	.134	0
2016	Washington	.218	115	427	60	93	158	18	1	15	46	0	6	5	29	104	4	1	.272	.370	.642	4
	Potomac*	.417	3	12	4	5	9	1	0	1	5	0	0	0	0	4	0	0	.417	.750	1.167	0
	Syracuse*	.500	3	12	3	6	11	0	1	1	3	0	0	0	1	3	0	0	.538	.917	1.455	0
2017	Washington	.303	144	524	90	159	300	33	0	36	108	0	5	3	44	126	1	0	.358	.573	.931	12
	Washington	.264	85	288	33	76	140	21	2	13	51	0	2	3	30	55	1	1	.337	.486	.823	2
2018	Potomac*	1.000	1	2	3	2	3	1	0	0	1	0	0	0	1	0	0	0	1.000	1.500	2.500	1
	Harrisburg*	.286	2	7	2	2	5	0	0	1	1	0	0	0	1	1	0	0	.375	.714	1.089	0
<b>MINORS TOTALS</b>		.332	98	361	65	120	202	31	3	15	57	1	2	2	22	56	1	7	.372	.560	.932	12
<b>MLB TOTALS</b>		.279	1637	6228	916	1740	2968	392	22	264	988	1	65	31	613	1268	43	16	.344	.477	.820	162

\* - Rehab assignment

## 2012 POSTSEASON

RD.	CLUB, OPP	AVG	G	AB	R	H	TB	2B	3B	HR	RBI	SH	SF	HP	BB	SO	SB	CS	OBP	SLG	OPS	E
NLDS	WSH vs. STL	.381	5	21	3	8	15	1	0	2	4	0	1	0	0	6	0	0	.364	.714	1.078	1
<b>TOTALS</b>		.381	5	21	3	8	15	1	0	2	4	0	1	0	0	6	0	0	.364	.714	1.078	1

## 2014 POSTSEASON

RD.	CLUB, OPP	AVG	G	AB	R	H	TB	2B	3B	HR	RBI	SH	SF	HP	BB	SO	SB	CS	OBP	SLG	OPS	E
NLDS	WSH vs. SFG	.250	4	4	0	1	1	0	0	0	0	0	0	0	0	6	0	0	.250	.250	.500	1
<b>TOTALS</b>		.250	4	4	0	1	1	0	0	0	0	0	0	0	0	6	0	0	.250	.250	.500	1

## 2016 POSTSEASON

RD.	CLUB, OPP	AVG	G	AB	R	H	TB	2B	3B	HR	RBI	SH	SF	HP	BB	SO	SB	CS	OBP	SLG	OPS	E
NLDS	WSH vs. LAD	.353	5	17	1	6	8	2	0	0	2	0	0	0	3	3	0	0	.450	.471	.921	0
<b>TOTALS</b>		.353	5	17	1	6	8	2	0	0	2	0	0	0	3	3	0	0	.450	.471	.921	0

## 2017 POSTSEASON

RD.	CLUB, OPP	AVG	G	AB	R	H	TB	2B	3B	HR	RBI	SH	SF	HP	BB	SO	SB	CS	OBP	SLG	OPS	E
NLDS	WSH vs. CHI	.150	5	20	1	3	7	1	0	1	4	0	0	0	2	4	1	0	.227	.350	.557	0
<b>TOTALS</b>		.150	5	20	1	3	7	1	0	1	4	0	0	0	2	4	1	0	.227	.350	.557	0



## RYAN ZIMMERMAN // 1B

## ALL-STAR GAME RECORD

YEAR	CLUB	SITE	AVG	G	AB	R	H	TB	2B	3B	HR	RBI	SH	SF	HP	BB	SO	SB	CS	OBP	SLG	OPS	E
2009	NL	at STL	.000	1	2	0	0	0	0	0	0	0	0	0	0	0	0	0	0	.000	.000	.000	0
2017	NL	at MIA	.000	1	2	0	0	0	0	0	0	0	0	0	0	0	0	0	0	.000	.000	.000	0
<b>TOTALS</b>			.000	2	4	0	0	0	0	0	0	0	0	0	0	0	0	0	0	.000	.000	.000	0

## CAREER

Was the first draft selection in the history of the Washington Nationals and quickly emerged as the face of the young franchise...Is the Nationals' all-time leader in virtually every offensive category...Is the all-time home run leader in D.C. baseball history, franchise history (Montreal/Washington) and Nationals history (2005-pres.)...Is a two-time All-Star (2009, 2017), two-time Silver Slugger winner (2009, 2010) and winner of a Rawlings Gold Glove in 2009...Named the National League Comeback Player of the Year by the MLBPA in 2017...His 11 walk-off home runs are tied for eighth in MLB history, tied for second in National League history (Stan Musial-12; Tony Perez-11) and second among active players behind Albert Pujols (12)...Former Gold Glove third baseman made the transition across the diamond to first base in 2015...Was ESPN's initial Web Gem Champion in 2009...Finished second in the 2006 Rookie of the Year voting (finished four points shy of FLA's Hanley Ramirez in BBWAA voting)...Was the second player, the first position player, from the 2005 First-Year Player Draft to reach the big leagues...Was inducted into the University of Virginia Baseball Hall of Fame in January 2018.

## 2018

His 14th Major League season was broken up by a stint on the 60-day disabled list from May 12 through July 20 (strained right oblique)...Following his return, hit .295 with 18 doubles, eight homers, 35 RBI, 21 walks and 22 runs scored in 52 games from July 20 through the end of the season...He ranked 14th in the National League in OPS (.911) following the All-Star break...Ranked 16th in the NL in slugging percentage (.538) following the break...Passed Tim Lincecum for the most hits (1,695) in Nationals/Expos history on July 31 vs. New York (NL)...Matched a career-high with six RBI on Aug. 11 at Chicago (3-for-5, 2 HR, 6 RBI, 3 R)...Clubbed his 11th career walk-off home run on Aug. 22 vs. Philadelphia (Dominguez)...See "Walk It Off" info box for more information on Zimmerman's walk-offs.

## AWARDS AND HONORS

- 2018..... National League Player of the Week (Aug. 12)
- 2017..... National League Comeback Player of the Year (MLBPA)
- 2017..... "Good Guy" Award (D.C. Media)
- 2017..... National League All-Star at MIA
- 2017..... National League Player of the Month (April)
- 2017..... National League Player of the Week (April 30)
- 2016..... "Good Guy" Award (D.C. Media)
- 2012..... National League Player of the Week (July 23)
- 2011..... Lou Gehrig Memorial Award recipient
- 2011..... National League Player of the Week (Aug. 5)
- 2010..... Louisville Slugger Silver Slugger (NL Third Baseman)
- 2009..... Rawlings Gold Glove (NL third baseman)
- 2009..... Louisville Slugger Silver Slugger (NL Third Baseman)
- 2009..... MLBPA Heart & Hustle Award (WSH)
- 2009..... National League All-Star at STL
- 2009..... Jefferson Award for Public Service
- 2007..... National League Player of the Week (Aug. 5)
- 2006..... Nationals No. 1 prospect, per *Baseball America*
- 2006..... NL Rookie of the Year (Negro League Baseball HOF)
- 2006..... Topps Rookie All-Star Team
- 2004..... USA Baseball Athlete of the Year

## MOST WALK-OFF HOME RUNS IN MAJOR LEAGUE HISTORY

#	BATTER	SEASONS	HR
1.	Jim Thome	1991-2012 (22)	13
T2.	Jimmie Foxx	1925-1945 (20)	12
T2.	Mickey Mantle	1951-1968 (18)	12
T2.	Stan Musial	1941-1963 (22)	12
T2.	Albert Pujols	2001-2018 (18)	12
T2.	Frank Robinson	1956-1976 (21)	12
T2.	Babe Ruth	1914-1935 (22)	12
T8.	David Ortiz	1997-2016 (20)	11
T8.	Tony Perez	1964-1986 (23)	11
T8.	Ryan Zimmerman	2005-2018 (14)	11

## MOST WALK-OFF HOME RUNS IN NATIONAL LEAGUE HISTORY

#	BATTER	SEASONS	HR
1.	Stan Musial	1941-1963 (22)	12
T2.	Tony Perez	1964-1986 (23)	11
T2.	Ryan Zimmerman	2005-2018 (14)	11

## MOST WALK-OFF HOME RUNS AMONG ACTIVE PLAYERS

#	BATTER	SEASONS	HR
1.	Albert Pujols	2001-2018(18)	12
2.	Ryan Zimmerman	2005-2018(14)	11



WALK IT OFF

2017

Put up career numbers in his 13th season, en route to being named a National League All-Star starter and the National League Comeback Player of the Year by his fellow players (MLBPA)...Clubbed a career-high 36 home runs...Approached his career high in RBI (110 in 2006)...Appeared in 144 games, his most since 2013 (145)...Was tied for second in MLB with seven multi-HR games...Ranked in the National League in RBI (6th, 108), homers (7th, 36), and slugging percentage (7th, .573)...Ranked just outside of the top 10 in batting average (13th, .303)...His 2017 season was just the seventh 30-double, 30-homer season in Nationals history, and he is the only two-time 30-homer/30-double player in club history...It was just the fourth 30-HR/30-double/100-RBI season in Nationals history...Became the franchise (Montreal/Washington) leader in several offensive categories throughout the course of the season (See info box below)...Started off the season strong, garnering Player of the Week (April 30) and Player of the Month honors for the month of April...Hit .420 with eight doubles, 11 homers, 29 RBI and 22 runs scored in 24 April contests...His 29 RBI set a Nationals record for home runs in a month...Hit his second career pinch hit home run, a game-tying three-run shot on April 9 at PHI (Gomez)...Clubbed his sixth career grand slam on April 19 at ATL (Krol)...On July 27 against Milwaukee, he combined with Brian Goodwin, Wilmer Difo, and Bryce Harper to hit back-to-back-to-back-to-back home runs - tying a Major League record for consecutive home runs (joining seven other clubs) and marking the first time in franchise history a Nationals or Expos team had accomplished that feat...Capped the season strong, hitting .329 (27-for-82) with six doubles, seven homers, 20 RBI and 13 runs scored in 22 Sept. games...Clubbed a career-high 13 go-ahead home runs, including seven in the sixth inning and beyond...Hit .311 (47-for-151) with runners in scoring position...Hit a dramatic, towering, go-ahead three-run home run in the eighth inning of Game 2 of the NLDS...Came as a part of Washington's five-run eighth inning...Was his third career Postseason home run.

Ryan Zimmerman became Washington D.C.'s all-time home run leader on July 30, 2017 against the Colorado Rockies, passing Frank Howard with his 238th career longball...The record blast, which dropped into the Nationals' bullpen and tied the game, 4-4, was Zimmerman's 23rd of his career-best 36 in the 2017 season.

*In addition to becoming Washington D.C.'s all-time home run leader, Zimmerman spent the 2017 moving up the franchise's all-time record lists...*

- July 17 at Cincinnati, Zimmerman passed **Vladimir Guerrero** (234) for the most home runs in franchise history.
- With nine total bases on July 30, Zimmerman became the franchise's all-time leader in total bases, passing **Tim Wallach's** 2,728.
- On July 22 at Arizona, he passed **Tim Wallach** to move into first place on the franchise's all-time doubles list with 361 career doubles.
- On Aug. 9 at Miami, he passed **Tim Wallach** to move into first place on the franchise's all-time RBI list with his 906th...He passed Hall of Famer **Andre Dawson** (2nd, 838) along the way.
- He passed Hall of Famers **Andre Dawson** (3rd, 1,575) and **Tim Raines** (2nd, 1,622) to move into second place in hits (1,664) behind **Tim Wallach** (1,694). On July 31, 2018 vs. New York (NL), he passed Wallach on the all-time hits list.
- He passed Hall of Famers **Andre Dawson** (4th, 1,443), **Tim Raines** (3rd, 1,452) and **Gary Carter** (2nd, 1,503) to move into second place in games played behind **Tim Wallach** (1,767).
- He passed Hall of Famer **Gary Carter** (2nd, 582) to move into second place in walks behind Hall of Famer **Tim Raines** (793).
- He passed Hall of Famer **Andre Dawson** (2nd, 828), to move into second place in runs scored behind Hall of Famer **Tim Raines** (947).

MOVING ON UP



## RYAN ZIMMERMAN // 1B

**2016**

Endured two stints on the 15-day disabled list (left ribcage strain, July 7-26, 12 games; and left wrist contusion, Aug. 1-20, 16 games)...Legged out his first career inside-the-park-home run, May 15 vs. MIA (Fernandez)...It was the third ITPHR in Nationals history...Posted a .996 fielding percentage (4 errors) in his second full season at first base...Recorded a .542 slugging percentage (7 2B, 3B, 7 HR) in the month of May...Turned the first triple play in WSH history, July 30 at SFG (see page 337 for a detailed account of the play)...115 games played were his most since 2013 when he played in 147...Recorded his 15th career multi-home run game, May 10 vs. DET and his 16th on, May 28 vs. STL...Hit .353/.450/.471 while starting in all five games of the 2016 NLDS vs. LAD...Went 2-for-4 with a double, two RBI, one walk and one run scored in Washington's 8-3 win in Game 3 at LAD.

**2015**

His season was twice interrupted by injury due to plantar fasciitis in his left foot (June 11-July 28) and a left oblique strain (Sept. 7-end of the season)...Clubbed his 10th career walk-off home run, a two-run blast off the right field foul pole in the 10th inning, May 19 vs. NYY (Miller)...It was the first of his 10 walk-off home runs to come in extra innings...Zimmerman's 10 walk-off home runs rank third in National League history behind Stan Musial (12) and Tony Perez (11), according to the *Elias Sports Bureau*...In addition, his 10 walk-offs are third among active players behind David Ortiz (11) and Albert Pujols (11)...Hit .209/.265/.346 before his DL stint, but .311/.372/.652 with 13 doubles, 11 home runs, 39 RBI and 21 runs scored in 39 games after return...Hit safely in his final 11 games played of 2015, going 20-for-46 (.435) with four doubles, six home runs, 18 RBI and 11 runs scored...Clubbed his 200th career home run (Sept. 2 at STL) during an 11-game span Aug. 23-Sept. 2 in which he collected 23 RBI, the most over an 11 game span in franchise history (Nationals/Expos).

**2014**

Was limited to just 61 games due to two stints on the disabled list...Fractured his right thumb sliding head first into second base, April 13 at ATL...Returned June 3...Upon return, selflessly shifted to left field to allow Matt Williams flexibility when filling out the lineup card...Did not commit an error in 30 starts in left field...Strained his right hamstring on June 23 on a sprint to first base attempting to beat out a ground ball...Rejoined the Nationals active roster on Sept. 20...Started four games, all in left field...Hit .263 (5-for-19) with a triple, two RBI and a walk upon return...Despite injuries, .790 OPS in 61 games ranked fourth on the Nationals...Played defensively in left field (30 games), at third base (23) and first base (1)...Did not commit an error in left field while connecting on two outfield assists.

**2013**

Hit 11 homers in September to match Hunter Pence for MLB lead, establish a Nationals record for the ninth month and cap off another strong campaign...Tied for seventh in the NL with a team-leading 26 home runs after being tied for 38th with 15 HR at the completion of play on Sept. 1...15 homers after the All-Star break tied for third in MLB...Paced the Nationals outright in home runs for the second time in career (also 2007, tied for the team lead in 2008)...Batted .310 at Nationals Park, but 19 of his 26 long balls were hit on the road...Hit his ninth career walk-off homer, July 26 vs. NYM (W2-1)...Hit more home runs against NL East competition (career-high 16) than any player in baseball in 2013...Blasted three home runs to match a Nationals single-game record on May 29 at Oriole Park (Alfonso Soriano 4/21/06 vs. ATL, Adam Dunn 7/7/10 vs. SDP)...Hit .345 in close-and-late situations...Swiped six bases without being caught...Committed 21 errors, but only seven occurred after the All-Star break (as strength in shoulder increased)...Became the first National to play in 1,000 career games on April 12 vs. ATL...Trailing 4-1, laced a three-run double with two outs in the eighth inning to tie the game and set stage for Washington's eventual 6-4 victory at NYM, June 28...Hit fourth career grand slam (off Robbie Erlin) to spark an 11-7 series-sweep clinching win on July 7 vs. SDP.

**2012**

Managed a sore right shoulder for most of season, but hit 25 home runs and tallied 95 RBI in 145 games to help the Nationals claim their first NL East title...Hit 20 of his 25 homers against right-handers, but his OPS was higher against southpaws (.861 vs. LHP, .810 vs. RHP)...Started slow, but beginning June 24, hit .321 with 26 doubles, 22 homers, 73 RBI and a .967 OPS in 90 games...In that span (June 24 through season's end), his .967 OPS ranked fifth in MLB among those with at least 300 plate appearances...Recorded career-best .908 OPS at Nationals Park...Recorded 1,000th career hit—a fifth inning single off Guillermo Moscoso—on June 26 at Coors Field...With an eighth-inning sacrifice fly on April 10 at Citi Field, reached the 500-RBI plateau...Hit 10 home runs in July...From Sept. 3-12, recorded at least one RBI in nine straight games...The nine-game RBI streak was the longest ever posted by a D.C.-based player since outfielder John Stone turned the same nine-game trick in 1936 for the AL Nationals...Appearing in the postseason for the first time, went 8-for-21 (.381) with one double, two homers, four RBI and three runs scored in five games of the 2012 NLDS vs. STL.

**2011**

Was limited to 101 games by a left abdominal strain, hit .289 with 21 doubles, 12 home runs and 49 RBI...The abdominal strain required surgery, which was performed by Dr. Bill Meyers in Philadelphia on May 3...Missed six weeks of big league action (58 games)...Began a rehab stint on June 5 and hit .381 (8-for-21) with three doubles, one triple and 3 RBI in six games...Returned to Washington's lineup on June 14 vs. STL...Batted a team-best .314 at Nationals Park...Hit .300-plus against each of the Nationals' four NL East rivals (FLA .375, PHI .323, ATL .316, NYM .306)...On June 14 vs. STL, in his first game back after missing 58 games with a left abdominal injury, laced an opposite-field RBI double in midst of decisive six-run seventh inning, which capped a come-from-behind 8-6 victory...Hit his eighth career game-ending homer, his second such grand slam (also May 13, 2007 vs. FLA), to cap a six-run ninth and a wild 8-4 win vs. PHI on Aug. 19...Posted team season-high 19-game hit streak from July 22-Aug. 11, going 32-for-79 (.405) with six doubles, a triple, a homer, eight RBI and five walks...Recorded the 14th career game-ending plate appearance in a win via Washington's 8-7 victory on Sept. 3 vs. NYM...Blooped a bags-loaded two-run broken-bat single in front of diving right fielder to erase a 7-6 deficit in the victory over the Mets.



**2010**

Earned his second straight Silver Slugger citation from Louisville Slugger...Hit .300-plus for the first time...Posted career highs in batting (.307), OBP (.388) and OPS (.899) in 2010...Became the first qualified Washington National (2005-present) to hit .300 or better against both left- (.331) and right-handed (.300) pitching in the same season...Ranked among NL leaders in batting average against LHP (7th, .331), game-winning RBI (77th, 14), OBP (8th), OPS (8th, .899), batting average (8th), runs created/27 (9th, 6.75), batting average with runners on base (9th, .335), slugging percentage (10th, .511), batting average at home (10th, .317) and go-ahead RBI (tied 10th, 26)...Hit two home runs en route to a career-high six RBI-effort in 14-6 win on May 13 at COL...Registered seventh career two-home run effort in an 11-inning, 3-2 setback, May 30 at SDP...The first of those two home runs (off John Garland) was the 100th of his career...Became the second player drafted in 2005 or later to reach the 100-home run plateau (ML's Ryan Braun was first)...Led off the ninth inning with a game-ending solo shot, his second homer of the game, to power the Nationals to a 6-5 win over the first-place Padres, July 6 at Nationals Park...His game-winning three-run home run in third inning, Aug. 30 at FLA, triggered a 9-3 win and broke a left-field electronic scoreboard that was left reading "Sun Life Stadium" (the "m" missing).

**2009**

In a breakout effort, hit .292 with 37 doubles, 33 homers, 106 RBI in 157 games...Earned the Rawlings Gold Glove and claimed his first Silver Slugger at third base...Joined LAD's Matt Kemp as the only two NL players to earn a Gold Glove and Silver Slugger in 2009...Ranked among NL leaders in total chances (MLB-best 459), assists (MLB-best 325) and Ultimate Zone Rating (17.9)...Also led all MLB players with 19 Web Gems and 61 Web Gem points and was subsequently named ESPN's 2009 Web Gem Champion in mid-October...Recorded career highs in most offensive categories, including runs (110), hits (178), home runs, extra-base hits (73), walks (72), total bases (320), OBP (.364), slugging (.525), OPS (.888) and pitches per plate appearance (4.05)...Posted a career-best and MLB season-high 30-game hitting streak from April 8-May 12, going 50-for-131 (.382) with 11 doubles, eight homers, 26 RBI, 11 walks and 26 runs...The 30-gamer was the longest posted in MLB since NYM's Moises Alou's 30-game run in 2007, and the longest by a 3B since George Brett's 30-game hit streak, July 18-Aug. 18, 1980...Was the 26th player to record a hit streak of at least 30 games since Joe DiMaggio's 56-gamer in 1941...Reached base safely in career-high 43 straight games, April 4-May 25, to match SEA's Ichiro Suzuki for longest streak in MLB...Became the first third baseman to represent D.C. in an All-Star Game since Harmon Killebrew (1959)...Became the first National to homer in four straight individual games, Aug. 3-7...From July 27-Aug. 13, hit safely in 16 straight...Coupling the 16- and 30-gamers, became the first big leaguer since ARI's Luis Gonzalez in 1999 to record hit streaks of 30- and 15-plus games in the same year.

**2008**

After playing all but five games the previous two seasons, battled the first significant injury of career while hitting .283 with 24 doubles, 14 home runs and 51 RBI in 106 games...Missed 48 games from May 26-July 22 with a small labral tear in the left (non-throwing) shoulder...Sustained the injury while sliding head-first into second base, May 18 at BAL...In 56 games after returning from the injury, batted .306 with 13 doubles, six homers and 24 RBI...Endured slow April (.233), but hit .301 with 18 doubles, 11 home runs and 38 RBI in 78 contests thereafter...In the inaugural contest at Nationals Park, March 30, hit game-ending solo shot with two outs in the ninth inning to become just the third player in MLB history to hit a game-ending home run in the first game at a MLB ballpark (Billy Burton, April 14, 1953 vs. STL at MIL's County Stadium; Dante Bichette, April 26, 1995 vs. NYM at Coors Field).

**2007**

Turned in a solid sophomore season, batting .266 with 43 doubles, 24 home runs and 91 RBI...18 game-winning RBI ranked second in MLB behind only COL's Matt Holliday (19)...Became just the fifth player in franchise annals, the first Washington National, to start 162 games in a season...Started 161 at 3B and one at DH (June 10 at MIN)...Ranked third in the NL (4th in MLB) by hitting .374 against left-handed pitchers...Also ranked among NL leaders in games (tied for first, 162) and at-bats (4th, 653)...Paced all MLB third basemen with 43 doubles, which also tied Ryan Church for team lead...Broke a 3-3 tie with a game-ending grand slam off Jorge Julio on May 12 vs. FLA...The game-ending slam came after nearly three hours of rain delays and actually occurred at 1:42 a.m. on May 13...Two-run shot off David Wells, June 3 vs. SDP, was the first to reach the yellow seats (500 level) at RFK since MLB returned to D.C. in 2005.

**2006**

Turned in the finest rookie season in the history of the franchise to date...Hit .287 with 47 doubles, three triples, 20 home runs, 110 RBI and 11 stolen bases in 157 games...Finished second in the NL Rookie of the Year balloting, four points behind FLA's Hanley Ramirez...20 home runs matched Brad Wilkerson's 2002 franchise rookie record...One of MLB's top clutch hitters in 2006...Paced MLB with 64 hits with RISP...In all, batted .323 (64-for-198) with RISP, including a .366 (49-for-134) mark from June 6 through the end of the season...110 RBI were the most posted by a rookie since STL's Albert Pujols notched 130 in 2001...Became only the third NL rookie in 53 seasons (beginning with 1954) to post 100 or more RBI (Mike Piazza 112 in 1993 and Pujols 130 in 2001)...Also became just the fifth rookie since 1988 to record 100 RBI in a season, joining Hideki Matsui (106, 2003), Pujols (130, 2001), Carlos Beltran (108, 1999) and Mike Piazza (112, 1993)...Paced MLB rookies with a franchise-rookie record 25 go-ahead RBI...Also led MLB rookies in RBI, doubles, walks (61) and longest hitting streak (hit .406 [28-for-69] with eight doubles, two homers and 13 RBI in 17 games, June 28-July 18)...29 multi-RBI games were the most posted by an MLB rookie since Pujols tallied 34 in 2001...47 doubles tied for second on the all-time list among rookies joining Pujols (2001), Fred Lynn (1975) and Vada Pinson (1959) behind only Johnny Frederick (52) of the 1929 Brooklyn Robins...Posted a .965 fielding percentage which tied STL's Scott Rolen and CHI's Aramis Ramirez for the NL lead...Set the franchise rookie-record with a 17-game hitting streak, June 28-July 18...Hit .327 and blasted 10 of 20 homers at cavernous RFK...Reached the 100-RBI plateau on Sept. 22 at NYM via a third-inning RBI single off Orlando Hernandez.



## RYAN ZIMMERMAN // 1B

## 2005

Completed a dream season, producing success at the collegiate, Minor League and big league levels...Began the year as the University of Virginia's third baseman...Capped the season as Frank Robinson's starting third baseman in a pennant race...Using wood bats, hit more homers (9) in five weeks of Double-A ball than in three seasons at UVA swinging an aluminum bat...On June 7, was the first draft selection in the history of the Nationals, the fourth-overall selection out of Virginia...Upon being promoted on Sept. 1, he became the second franchise first-rounder to reach the big leagues in the same season he was drafted...Joined Chad Cordero, who pitched for the Expos in August of 2003 after being selected 20th overall in June...Also became the first player to be signed and developed exclusively by the Washington Nationals...In his second at-bat, he collected his first big league hit, a double off Vicente Padilla, Sept. 2 vs. PHI...With the initial hit, he became the youngest franchise player (20 years, 339 days) to record a hit since Vladimir Guerrero in Sept. 1996...Was also the first player from the 2005 Draft to record an MLB hit...In the throes of a Wild Card chase, made his lone Major League start at SS, on Sept. 7 vs. FLA.

## PERSONAL

Ryan Wallace Zimmerman...Following the 2006 season, established the ziMS Foundation, dedicated to the treatment and ultimate cure of Multiple Sclerosis by funding comprehensive support and educational programs...The ziMS Foundation hosts local events in his hometown of Virginia Beach, VA, and in Washington, D.C. to raise funds for the Foundation...Is on the board of the National MS Society and the Washington, D.C. chapter...In 1995, mother, Cheryl, was diagnosed with MS, a chronic and unpredictable disease that affects the central nervous system...In 2016, he donated \$1 million to the University of Virginia's baseball program...A standout at UVA, he hit .393 with six home runs and 59 RBI as a senior in 2005 and helped Virginia earn a second consecutive NCAA berth...Capped his collegiate career as a .355 career hitter with 47 doubles and 140 RBI in three seasons at UVA...Helped the Cavaliers end the program's eight-year postseason void with a pair of NCAA berths (2004, 2005)...Was first UVA player to be selected in first round since 1996 (Seth Greisinger)...With Team USA, was named MVP at the FIJI II World University Games, played during the summer of 2004 in Taiwan...Led or tied for the Team USA club lead in all three triple crown categories, hitting .468 with four homers and 27 RBI...For his efforts, was named USA Baseball's Athlete of the Year in 2004...He and his wife, Heather, have two daughters, Mackenzie and Hayden.

## CAREER TRANSACTIONS

2005 ..... Selected by Washington in first round (4th overall) of First-Year Player Draft.  
2012 ..... Signed a six-year contract extension, Feb. 26.

## SIGNED BY

Alex Smith (Nationals)

## CAREER FIELDING

YEAR / POS.	PCT.	G	PO	A	E	TC	DP
2018 / 1B	.997	73	538	39	2	579	41
CAREER / 3B	.957	1133	853	2181	137	3171	229
CAREER / 1B	.993	428	3144	181	23	3348	294
CAREER / LF	1.000	31	48	2	0	50	0
CAREER / SS	.778	1	3	4	2	9	0

## CAREER BESTS

SINGLE-GAME HITS ..... 4, 13x, last 9/29/17 vs. PIT  
SINGLE-GAME RBI ..... 6, 2x, last 8/11/18 at CHI  
HITTING STREAK ..... 30 games, 4/8/09 - 5/12/09  
MULTI-HR GAMES (25) ..... 5/29/13 at BAL (3)  
8/4/07 vs. STL (2)  
5/7/08 at HOU (2)  
4/27/09 at PHI (2)  
5/11/09 at SFG (2)  
4/30/10 at FLA (2)  
5/13/10 at COL (2)  
5/30/10 at SDP (2)  
7/6/10 vs. SDP (2)  
8/5/10 at FLA (2)  
7/22/12 vs. ATL (2)  
9/7/13 at MIA (2)  
8/9/15 vs. COL (2)

## CAREER BESTS (cont)

9/2/15 at STL (2)  
5/10/16 vs. DET (2)  
5/28/16 vs. STL (2)  
4/28/17 vs. NYM (2)  
6/13/17 vs. ATL (2)  
7/27/17 vs. MIL (2)  
7/30/17 vs. COL (2)  
8/9/17 vs. MIA (2)  
9/17/17 vs. LAD (2)  
9/29/17 vs. PIT (2)  
4/18/18 at NYM (2)  
8/11/18 vs. CHI (2)  
CAREER GRAND SLAMS (6) ..... 4/22/07 at FLA (Gregg)  
5/12/07 vs. FLA (Julio)  
8/19/11 vs. PHI (Madson)  
7/7/13 vs. SDP (Erlin)  
8/25/15 vs. SDP (Norris)  
4/19/17 at ATL (Krol)  
CAREER PINCH HOMERS (2) ..... 4/15/10 at PHI (Baez)  
4/9/17 at PHI (Gomez)  
CAREER WALK-OFF HOMERS (11) ..... 6/18/06 vs. NYY (Wang)  
7/4/06 vs. FLA (Barowski)  
5/12/07 vs. FLA (Julio)  
3/30/08 vs. ATL (Moylan)  
9/6/09 vs. FLA (Oviedo)  
7/6/10 vs. SDP (Gregerson)  
7/3/10 vs. PHI (Lidge)  
8/19/11 vs. PHI (Madson)  
7/26/13 vs. NYM (Hawkings)  
5/19/15 vs. NYY (Miller)  
8/22/18 vs. PHI (Dominguez)

ZIMMERMAN

## NATIONALS 40-MAN ROSTER (AS OF MARCH 13)

NO.	PITCHERS (22)	B	T	HT.	WT.	BIRTHDATE & PLACE	2018 CLUB(S)	W-L	ERA	G	SV	IP	H	BB	SO	SERVICE
70	ADAMS, Austin	R	R	6-3	220	5/5/91 Tampa, FL	Washington	0-0	0.00	2	0	1.0	1	3	0	0.043
20	BARRACLOUGH, Kyle	R	R	6-2	224	5/23/90 Santa Clara, CA	SYR (AAA)	1-4	3.50	41	9	46.1	47	20	78	3.059
64	BOURQUE, James	R	R	6-4	215	7/9/93 Ann Arbor, MI	Miami	1-6	4.20	61	10	55.2	40	34	60	0.000
46	CORBIN, Patrick	L	L	6-3	215	7/19/89 Clay, NY	POT (A)	3-2	2.16	26	5	33.1	19	12	52	
52	CORDERO, Jimmy	R	R	6-4	233	10/19/91 San Cristobal, DOM	HAR (AA)	1-0	0.92	15	1	19.2	11	24	24	6.105
62	DOOLITTLE, Sean	L	L	6-2	210	9/26/86 Rapid City, SD	Arizona	11-7	3.15	33	0	200.0	162	48	246	0.061
23	FEDDE, Erick	R	R	6-4	203	2/25/93 Las Vegas, NV	Washington	1-2	5.68	22	0	19.0	23	12	12	6.112
30	GLOVER, Koda	R	R	6-5	218	4/13/93 Durant, OK	SYR (AAA)	4-1	1.96	41	6	46.0	43	22	53	0.150
33	GRACE, Matt	L	L	6-4	215	12/14/88 Palos Verdes, CA	Washington	3-1	1.60	43	25	45.0	21	6	60	2.051
58	HELLICKSON, Jeremy	R	R	6-1	216	4/8/87 Des Moines, IA	Washington	2-4	5.54	11	0	50.1	55	22	4	8.041
61	McGOWIN, Kyle	R	R	6-3	200	11/27/91 Southampton, NY	SYR (AAA)	3-3	4.41	13	0	67.1	78	18	7	0.027
60	MILLER, Justin	R	R	6-3	225	6/13/87 Bakersfield, CA	HAR* (AA)	0-1	2.25	1	0	4.0	4	2	4	3.067
21	RAINEY, Tanner	R	R	6-2	245	12/25/92 Folsom, LA	Washington	1-3	3.31	21	1	16.1	13	10	9	2.128
44	ROSENTHAL, Trevor	R	R	6-2	220	5/29/90 Lee's Summit, MO	GCL Nationals*	0-0	0.00	2	0	2.0	0	1	4	0.023
41	ROSS, Joe	R	R	6-4	220	5/21/93 Berkeley, CA	POT* (A)	0-0	10.80	1	0	1.2	5	1	2	5.058
19	SÁNCHEZ, Anibal	R	R	6-0	209	2/27/84 Maracay, VEN	SYR (AAA)	1-0	2.25	8	2	8.0	7	2	10	3.067
31	SCHERZER, Max	R	R	6-3	215	7/12/84 St. Louis, MO	Washington	1-1	2.87	56	0	59.2	55	13	48	12.083
36	SIPP, Tony	L	L	6-0	194	7/12/83 Pascagoula, MS	HAR* (AA)	0-0	0.00	3	0	3.0	4	0	4	10.079
37	STRASBURG, Stephen	R	R	6-5	235	7/20/88 San Diego, CA	SYR* (AAA)	0-1	5.40	1	0	5.0	4	0	6	9.110
51	SUERO, Wander	R	R	6-4	214	9/15/91 Sabana Larga, DOM	Atlanta	7-6	2.83	25	0	136.2	106	42	135	8.118
50	VOTH, Austin	R	R	6-2	210	6/26/92 Redmond, WA	Washington	18-7	2.53	33	0	282.2	150	51	300	0.123
53	WILLIAMS, Austen	R	R	6-3	225	12/19/92 Fort Worth, TX	Houston	3-1	1.86	54	0	38.0	27	13	42	0.036
							Washington	10-7	3.74	22	0	130.0	118	38	156	0.030
							POT* (A)	0-1	1.00	2	0	9.0	7	1	12	
							Washington	4-1	3.59	40	0	47.2	43	15	47	
							SYR (AAA)	1-2	3.71	14	1	17.0	16	4	16	
							Washington	1-1	6.57	4	0	12.1	12	6	11	
							SYR (AAA)	6-8	4.37	24	0	125.2	119	40	117	
							Washington	0-1	5.59	10	0	9.2	10	6	8	
							HAR (AA)	3-3	1.39	24	1	51.2	34	13	69	
							SYR (AAA)	0-0	0.55	8	1	16.1	6	4	20	
							DID NOT PITCH / Injured									
							Washington	0-2	5.06	3	0	16.0	17	4	7	
							GCL Nationals*	0-0	0.00	2	0	6.0	0	3	8	
							HAR* (AA)	0-0	0.00	1	0	3.2	1	1	1	
							Atlanta	0-1	5.40	1	0	5.0	4	0	6	
							Washington	18-7	2.53	33	0	282.2	150	51	300	
							Houston	3-1	1.86	54	0	38.0	27	13	42	
							Washington	10-7	3.74	22	0	130.0	118	38	156	
							POT* (A)	0-1	1.00	2	0	9.0	7	1	12	
							Washington	4-1	3.59	40	0	47.2	43	15	47	
							SYR (AAA)	1-2	3.71	14	1	17.0	16	4	16	
							Washington	1-1	6.57	4	0	12.1	12	6	11	
							SYR (AAA)	6-8	4.37	24	0	125.2	119	40	117	
							Washington	0-1	5.59	10	0	9.2	10	6	8	
							HAR (AA)	3-3	1.39	24	1	51.2	34	13	69	
							SYR (AAA)	0-0	0.55	8	1	16.1	6	4	20	
NO.	CATCHERS (5)	B	T	HT.	WT.	BIRTHDATE & PLACE	2018 CLUB(S)	AVG	G	AB	R	H	HR	RBI	SB	SERVICE
10	GOMES, Yan	R	R	6-2	215	7/19/87 Sao Paulo, BRA	Cleveland	.266	112	403	52	107	16	48	0	6.083
27	KIEBOOM, Spencer	R	R	6-1	237	3/16/91 Mount Pleasant, SC	Washington	.232	52	125	16	29	2	13	0	0.149
65	READ, Raudy	R	R	6-0	231	10/29/93 San José de Ocoa, DOM	SYR (AAA)	.250	25	84	8	21	1	10	0	
29	SEVERINO, Pedro	R	R	6-1	219	7/20/93 Bonaio, DOM	HAR (AA)	.286	40	147	14	42	3	24	0	0.032
28	SUZUKI, Kurt	R	R	5-11	204	10/4/83 Wailuku, HI	SYR (AAA)	.260	13	50	2	13	0	2	0	
NO.	INFIELDERS (8)	B	T	HT.	WT.	BIRTHDATE & PLACE	Washington	.168	70	190	14	32	2	15	1	1.099
15	ADAMS, Matt	L	R	6-3	245	8/31/88 Philipsburg, PA	Atlanta	.269	33	130	14	35	6	13	0	
1	DIFO, Wilmer	S	R	5-11	200	4/2/92 Santiago de los Caballeros, DOM	Atlanta	.271	105	347	45	94	12	50	0	11.113
9	DOZIER, Brian	R	R	5-11	200	5/15/87 Fulton, MS	Washington	.257	94	249	37	64	18	48	0	6.033
47	KENDRICK, Howie	R	R	5-11	224	7/12/83 Jacksonville, FL	St. Louis	.158	27	57	5	9	3	9	0	
6	RENDON, Anthony	R	R	6-1	200	6/6/90 Houston, TX	Washington	.230	148	408	55	94	7	42	10	2.110
5	SANCHEZ, Adrián	R	R	6-0	199	8/16/90 Maracaibo, VEN	Minnesota	.227	104	410	65	93	16	52	8	6.100
7	TURNER, Trea	R	R	6-2	185	6/30/93 Boynton Beach, FL	Los Angeles (NL)	.182	47	143	16	26	5	20	4	
11	ZIMMERMAN, Ryan	R	R	6-3	215	9/28/84 Washington, NC	Washington	.303	40	152	17	46	4	12	1	12.091
							Washington	.308	136	529	88	163	24	92	2	5.130
							Washington	.276	28	58	8	16	0	3	0	0.160
							SYR (AAA)	.234	70	269	21	63	4	27	10	
							GCL* Nationals	.467	5	15	7	7	1	4	2	
							Washington	.271	162	664	103	180	19	73	43	2.135
							Washington	.264	85	288	33	76	13	51	1	13.032
							POT* (A)	1.000	1	2	3	2	0	1	0	
							HAR* (AA)	.286	2	7	2	2	1	1	0	
NO.	OUTFIELDERS (5)	B	T	HT.	WT.	BIRTHDATE & PLACE	2018 CLUB(S)	AVG	G	AB	R	H	HR	RBI	SB	SERVICE
2	EATON, Adam	L	L	5-9	183	12/6/88 Springfield, OH	Washington	.301	95	319	55	96	5	33	9	6.030
16	ROBLES, Victor	R	R	6-0	195	5/19/97 Santo Domingo, DOM	HAR* (AA)	.000	2	5	0	0	0	0	0	
22	SOTO, Juan	L	L	6-2	224	10/25/98 Santo Domingo, DOM	POT* (A)	.250	3	12	3	3	1	3	0	
17	STEVENSON, Andrew	L	L	6-0	192	6/1/94 Lafayette, LA	Washington	.288	21	59	8	17	3	10	3	0.052
3	TAYLOR, Michael A.	R	R	6-4	210	3/26/91 Lake Forest, IL	SYR (AAA)	.278	40	158	25	44	2	10	14	
							GCL Nationals*	.333	8	18	7	6	0	1	4	
							AUB* (A)	.188	4	16	0	3	0	3	1	
							Washington	.292	116	414	77	121	22	70	5	0.134
							HAG (A)	.373	16	59	12	22	5	24	2	
							POT (A)	.371	15	62	17	23	7	18	0	
							HAR (AA)	.323	8	31	4	10	2	10	1	
							Washington	.253	57	75	9	19	1	13	1	0.158
							SYR (AAA)	.235	77	293	40	69	6	28	12	
							Washington	.227	134	353	46	80	6	28	24	4.010



## NATIONALS NON-ROSTER INVITEES (AS OF MARCH 9)

NO.	PITCHERS (7)	B	T	HT.	WT.	BIRTHDATE & PLACE	2018 CLUB(S)	W-L	ERA	G	SV	IP	H	BB	SO	SERVICE
43	ALVAREZ, Henderson III	R	R	6-0	231	4/18/90 Valencia, VEN	TIGRES (MEX)	9-5	3.58	20	0	120.2	125	24	64	5.070
32	BARRETT, Aaron	R	R	6-3	230	1/2/88 Evansville, IN	AUB (A)	2-0	1.74	20	0	20.2	13	8	26	2.144
49	COPELAND, Scott	R	R	6-3	225	12/15/87 Longview, TX	BNG (AA)	6-4	3.63	14	0	79.1	83	29	67	0.026
							LV (AAA)	3-3	3.09	8	0	46.2	48	15	33	
72	CROWE, Wil	R	R	6-2	232	9/9/94 Kingston, TN	POT (A)	11-0	2.69	16	0	87.0	71	30	78	0.000
							AUB (A)*	0-0	0.00	1	0	3.0	2	2	1	
							HBG (AA)	0-5	6.15	5	0	26.1	31	16	15	
40	HOOVER, J.J.	R	R	6-3	261	8/13/87 Pittsburgh, PA	Milwaukee	0-1	20.25	2	0	1.1	4	2	0	4.141
							COS (AAA)	0-0	0.00	1	0	0.2	1	0	0	
45	NUÑO III, Vidal	L	L	5-11	230	7/26/87 San Diego, CA	Tampa Bay	3-0	1.64	17	0	33.0	24	10	29	4.012
							DUR (AAA)	3-1	3.57	8	0	40.1	38	3	37	
							CHA (A)*	0-0	4.91	3	0	7.1	12	1	8	
56	PEÑA, Ronald	R	R	6-5	220	9/19/91 West Palm Beach, FL	HBG (AA)	1-2	4.68	21	5	25.0	21	15	28	0.000
							POT (A)	1-1	1.98	17	1	27.1	19	9	38	

NO.	CATCHERS (2)	B	T	HT.	WT.	BIRTHDATE & PLACE	2018 CLUB(S)	AVG	G	AB	R	H	HR	RBI	SB	SERVICE
73	BARRERA, Tres	R	R	6-0	224	9/15/94 Eagle Pass, TX	POT (A)	.263	68	259	36	68	6	24	3	0.000
74	GUSHUE, Taylor	S	R	6-1	233	12/19/93 Boca Raton, FL	HBG (AA)	.212	97	339	42	72	10	44	0	0.000
							SYR (AAA)	.250	1	4	1	1	0	0	0	

NO.	INFIELDERS (3)	B	T	HT.	WT.	BIRTHDATE & PLACE	2018 CLUB(S)	AVG	G	AB	R	H	HR	RBI	SB	SERVICE
63	GARCIA, Luis	L	R	6-2	211	5/16/00 New York, NY	POT (A)	.299	49	204	34	61	4	23	4	0.000
							HAG (A)	.297	78	296	48	88	3	31	8	
8	KIEBOOM, Carter	R	R	6-2	203	9/3/97 Marietta, GA	HBG (AA)	.262	62	248	36	65	5	23	3	0.000
							POT (A)	.298	61	245	48	73	11	46	6	
55	MARMOLEJOS, José	L	L	6-2	239	1/2/93 Perth Amboy, NJ	SYR (AAA)	.266	130	493	52	131	8	57	0	0.060
71	NOLL, Jake	R	R	6-2	218	3/8/94 Punta Gorda, FL	POT (A)	.302	66	265	47	80	8	46	3	0.000
							HBG (AA)	.278	66	237	35	66	3	26	4	
14	REYNOLDS, Matt	R	R	6-1	205	12/3/90 Tulsa, OK	Washington	.154	12	13	1	2	0	1	0	1.071
							SYR (AAA)	.265	86	309	55	82	4	29	2	
							AUB* (A)	.500	2	6	1	3	0	0	0	
39	SNYDER, Brandon	R	R	6-2	210	11/23/86 Las Vegas, NV	Tampa Bay	.167	2	6	0	1	0	0	0	2.063
							DUR (AAA)	.253	106	387	56	98	18	60	2	
48	WILSON, Jacob	R	R	5-11	219	7/29/90 Bartlett, TN	SYR (AAA)	.282	89	316	37	89	3	42	1	0.000
							GCL Nationals*	.333	4	15	2	5	0	5	0	
							HBG (AA)	.246	15	61	9	15	4	8	0	

NO.	OUTFIELDERS (2)	B	T	HT.	WT.	BIRTHDATE & PLACE	2018 CLUB(S)	AVG	G	AB	R	H	HR	RBI	SB	SERVICE
67	JONES, Hunter	R	R	6-2	210	8/17/91 Seattle, WA	SYR (AAA)	.305	37	131	19	40	2	17	1	0.000
							HBG (AA)	.298	70	255	30	76	3	27	12	
68	TAYLOR, Chuck	S	L	5-9	211	9/21/93 Arlington, TX	ARK (AA)	.297	126	502	70	149	3	60	2	0.000

In 14 seasons in D.C., 98 players (Ray King and Pete Orr twice) have played in at least one game with the Nationals despite entering that same Spring Training as a non-roster invitee...27 times players have earned spots on the Nationals' Opening Day 25-man roster (designated by (OD))...A closer look:

2005 (7)	2006 (12)	2007 (11)	2008 (10)	2009 (11)	2010 (7)
INF Carlos Baerga	LHP Micah Bowie	RHP Winston Abreu	RHP Collin Balester	C Josh Bard (OD)	RHP Miguel Batista (OD)
RHP Hector Carrasco	LHP Bill Bray	LHP Mike Bacsik	LHP Michael Hinckley	LHP Jesus Colome	C Jamie Burke
OF Jeffrey Hammonds	SS Royce Clayton (OD)	1B/3B Tony Batista	LHP Ray King (OD)	INF Alex Cintron	RHP Livan Hernandez
RHP Sun-woo Kim	OF Alex Escobar	2B Ronnie Belliard (OD)	LHP Charlie Manning	LHP Wil Ledezma (OD)	RHP Joel Peralta
C Keith Osik	C Wiki Gonzalez	RHP Jesus Colome (OD)	LHP Mike O'Connor	RHP J.D. Martin	RHP Drew Storen
INF Rick Short	RHP Kevin Gryboski	C/1B Robert Fick (OD)	INF Pete Orr	INF Pete Orr	RHP Willy Taveras (OD)
OF Brandon Watson	C Brandon Harper	INF D'Angelo Jimenez	LHP Odalis Perez (OD)	OF Jorge Padilla	
	OF George Lombard	LHP Ray King (OD)	RHP Brian Sanches	OF Corey Patterson	
	RHP Santiago Ramirez	LHP Arnie Munoz	RHP Steven Shell	RHP Jorge Sosa	
	RHP Saul Rivera	RHP Jason Simonacchi	C Wil Nieves	RHP Julian Tavarez (OD)	
	OF Mike Vento	1B Dmitri Young (OD)		RHP Jordan Zimmermann	
	1B Daryle Ward (OD)				

2011 (6)	2012 (7)	2013 (4)	2014 (1)	2015 (6)	2016 (4)
INF Brian Bixler	OF Rick Ankiel	LHP Fernando Abad	RHP Blake Treinen	INF Emmanuel Burriss	RHP Matt Belisle (OD)
INF Alex Cora (OD)	OF Corey Brown	RHP Ross Ohlendorf		OF Reed Johnson (OD)	LHP Sean Burnett
RHP Chad Gaudin (OD)	OF Brett Carroll (OD)	RHP Tanner Roark		RHP Rafael Martin	RHP Lucas Giolito
RHP Ryan Mathews	C Sandy Leon	INF Zach Walters		1B/OF Clint Robinson (OD)	OF Chris Heisey (OD)
OF Laynce Nix (OD)	C Carlos Maldonado			C Pedro Severino	
1B/OF Matt Stairs (OD)	1B/OF Xavier Nady (OD)			2B Dan Uggla (OD)	
	1B/3B Chad Tracy (OD)				

2017 (6)	2018 (6)
RHP Matt Albers	LHP Tim Collins
RHP Erick Fedde	RHP Jimmy Cordero
INF Grant Green	LHP Tommy Milone
RHP Jeremy Guthrie	C Spencer Kieboom
OF Andrew Stevenson	C Miguel Montero (OD)
RHP Jacob Turner	OF Moises Sierra





## NATIONALS MEDICAL TEAM



Dr. Keith Pyne



Dr. Robin West



Harvey Sharman



Dennis Cullen, MD



Bruce Thomas, MD

### DR. KEITH PYNE — Chairman, Medical Services Advisory Board

Pyne, head of Keith E. Pyne, D.C. PLLC in New York City, specializes in working with specific professional sports injuries. His treatment concentrates on the integration of biomechanics and neurological systems using a data collection system. Pyne, who has been consulting for the Nationals since 2012, is the medical analytics performance systems consultant Golf and Body in New York City. He has consulted with and treated over 1,300 professional athletes across all major sports (including: baseball, basketball, football, hockey, boxing, golf, and track & field).

### DR. ROBIN WEST — Lead Team Physician

West is a board-certified orthopaedic and sports medicine surgeon. She joined Inova Medical Group in 2014 and has over 20 years of clinical experience. As Chairman of Inova Sports Medicine, West directs the clinical, strategic, administrative and academic affairs of the world-class, comprehensive program. Currently also serving as the Head Team Physician for the Washington Redskins, West previously served as a team physician for the Pittsburgh Steelers, University of Pittsburgh and Carnegie Mellon University. She was an Associate Professor at the University of Pittsburgh and is presently an Associate Professor at the Virginia Commonwealth University School of Medicine and at Georgetown University Medical Center. West serves or has served on the board of directors of the NFL Team Physician's Society, the NFL Combine Medical Committee, the American Orthopaedic Society for Sports Medicine (AOSSM) and is also a deputy editor of the American Journal of Orthopaedics. She is an active member in the NFL and MLB Physicians' Societies, American Academy of Orthopaedic Surgeons (AAOS), Arthroscopy Association of North America (AANA), and AOSSM. A native of Southern California, Dr. West resides in Northern Virginia with her husband, two daughters and two dogs.

### HARVEY SHARMAN — Executive Director, Medical Services

Sharman, a physiotherapist, enters his third season with the Nationals. Sharman came to Washington after 15 years with the Leeds United Football Club in the UK, the final eight as the organization's Director of Sports Medicine/Science. Sharman began with Leeds as an assistant physiotherapist, but evolved into the head of the organization's medical department. During his time with Leeds, Sharman focused on movement dysfunction, and, subsequently, the development of injury-prevention strategies. With Leeds, Sharman oversaw an injury reduction of over 50 percent, including a significant drop in soft-tissue injuries (muscular/ligament/tendon injuries).

### DENNIS CULLEN, MD — Team Physician & Head Internist

Entering his 13th season as the Washington Nationals Team Physician and Head Internist, Dr. Dennis Cullen is a native Washingtonian who attended Georgetown Prep and Bucknell University. He is a graduate of Georgetown University Medical School and did his post-graduate medical training in Internal Medicine at Dartmouth/Mary Hitchcock Medical Center and Georgetown University Medical Center. Cullen is Board Certified in Internal Medicine. He served as Chief Medical Officer of the Drug Enforcement Administration and subsequently enjoyed a four-year tenure with the National Health Service in rural West Virginia. He is currently in Private Practice in Bethesda, MD where he practices with his two brothers — Dr. Edward T. Cullen and Dr. Collin D. Cullen — and Dr. Charles Umosella. Cullen is also a Clinical Instructor on the Medical Staff of Georgetown University Medical Center and Sibley Memorial Hospital in Washington, DC.

### BRUCE THOMAS, MD — Team Physician, Minor League & Florida Operations

Dr. Bruce Thomas enters his 14th season with the Washington Nationals. Thomas joined the franchise when hired by the Montreal Expos in 2003 after spending the previous nine years with the Florida Marlins, where he earned a World Series ring in 1997. A board-certified physician in both Sports Medicine and Family Practice, he has served in various roles for Major League Baseball, including the 2006 and 2009 World Baseball Classics. In November of 2012, Thomas worked as the MLB Venue Physician for the WBC Qualifier in Taiwan. Thomas is also the Medical Director of the Ladies Professional Golf Association (LPGA). Thomas is a graduate of Tulane University, where he lettered in baseball for the Green Wave.

## NATIONALS MEDICAL TEAM



Paul Lessard



Dale Gilbert



Greg Barajas



John Hsu



Mark Campbell

**PAUL LESSARD** ————— **Director, Athletic Training**

Lessard returns to the Nationals for his fourth season, coming to Washington after six seasons as the Cincinnati Reds' Head Athletic Trainer. With 22 years of experience as a Head Athletic Trainer in the Major Leagues, Washington is Lessard's fourth Major League organization, having worked with the Arizona Diamondbacks (1998-2005), and Boston Red Sox (2006-2009), in addition to the Reds (2010-2015). He has been selected to represent the National League at the MLB All-Star game three times (2012, 2015, 2018). Lessard, a 1986 graduate of Northeastern University, spent 10 years as an Athletic Trainer for Boston University (1988-94) and the College of Holy Cross (1994-97). Before he was hired by BU, he spent two summers as Assistant Athletic Trainer for the NFL's Atlanta Falcons (1985-86) and two seasons with the New York Yankees' Class-A Ft. Lauderdale affiliate (1987-88). Lessard resides in Glendale, Ariz., with his wife, Lisa, their three daughters: Nicole, Grace, and Anne, and their granddaughter Natalie.

**DALE GILBERT** ————— **Head Athletic Trainer**

Gilbert enters his fourth season with the Nationals as an Athletic Trainer. Gilbert came to D.C. after five seasons with the Texas Rangers, the final four as the club's medical coordinator. Gilbert originally joined the Rangers as the organization's rehab coordinator in 2011. Before heading to Texas, Gilbert spent eight seasons with the Kansas City Royals (2003-10), where he held the positions of athletic trainer, medical coordinator and rehab coordinator. Gilbert spent six seasons (1997-2002) working as an athletic trainer in the Arizona Diamondbacks organization before joining the Royals. The Montana native earned his degree in exercise science and physical education, with a minor in Spanish, from Arizona State University. Gilbert resides in Burke, VA with his wife, Susan, and their daughter, Kiley.

**GREG BARAJAS** ————— **Athletic Trainer**

Barajas returns for his fourth season with the Nationals, joining the team in D.C. after four seasons in the Milwaukee Brewers organization. From 2012-15 Barajas worked with newly drafted players and rehabilitated players out of the Brewers spring training complex in Phoenix, AZ. Barajas was also with Milwaukee from 1998-2004. Prior to rejoining the Brewers, Barajas spent two seasons as the assistant athletic trainer for the Boston Red Sox from 2010-11, and as the athletic trainer for Boston's Triple-A affiliate from 2005-09. The International League's Athletic Trainer of the Year in 2007, Barajas also won California League Trainer of the Year honors in 2001. A graduate of Metropolitan State University of Denver, with a bachelor's degree in sports medicine, he earned his master's degree in sport management from Northern Colorado University. Barajas is a certified member of the National Athletic Trainers' Association. Greg and his wife, Heather, have a daughter, Ava, and son, Zachary. They reside in Peoria, Arizona.

**MARK CAMPBELL** ————— **Director, Mental Conditioning**

Campbell is beginning his fourth season as the Director of Mental Conditioning for the Nationals, serving the players and coaches on the Major League team, as well as in the Player Development system. A nationally-known sports and performance psychology consultant, Campbell has worked with elite athletes at every level of competition, and has devoted much of his professional life to working with the United States Armed Forces. In 2007, Campbell began serving as the Master Trainer for the United States Army's Performance Psychology and Resilience programs. In that role, he was the liaison to the Warrior in Transition Command (WTC) mission, serving all U.S. Army wounded, ill or injured soldiers and their families. He is the president of Campbell Performance, a performance and wellness consulting company, focusing on empowering performers of all types to be at their best, when it matters most. A recognized mindfulness practitioner, Campbell focuses on helping individuals create awareness and enhance performances in all domains of life. He brings all of his experience to the Nationals, helping to enhance mental and emotional performances on and off the field. Campbell is also a member of the Professional Baseball Performance Psychology Group (PBPPG). He holds a Bachelor of Arts (English & Communications, Florida State University), Bachelor of Science (Exercise Science/Sports Medicine, University of West Florida) and a Master's degree (Sport and Exercise Psychology, University of Tennessee). He is currently completing his Ph.D. in Health Promotion and Wellness from Rocky Mountain University of Health Professions.

## NATIONALS MEDICAL TEAM



Matt Eiden



Brett Henry



Patrick Panico

**MATT EIDEN** *Head Strength & Conditioning Coach*

Eiden, an eight-year member of the Nationals' strength and conditioning team, enters his fourth season as the Nationals' Head Strength and Conditioning Coach. Eiden, who previously served as the Nationals' Assistant Strength and Conditioning Coach from 2011-2015, as well as their Strength and Conditioning Intern from 2009-2010, is a Certified Strength and Conditioning Specialist. A graduate of St. John's College High School in Washington, D.C., Eiden played baseball and earned a degree in Business Management from Mount St. Mary's University (MD) before playing independent professional baseball in the Arizona Winter League and in Galveston, Tex. Eiden lives in Hilton Head, SC., with his wife, Ashley.

**BRETT HENRY** *Assistant Strength & Conditioning Coach*

Henry is in his 10th season in the Nationals organization, his third as Assistant Strength & Conditioning Coach at the Major League level. The previous four seasons, Henry served as the Strength & Conditioning coach at Triple-A Syracuse, and prior to that held the same position in one-year stints at Single-A Potomac (2012), Double-A Harrisburg (2011) and Short-Season Single-A Vermont (2010). Henry is a Certified Strength and Conditioning Specialist through the NSCA and holds various other professional certifications, most notably through NASM and USAW. A graduate of Corvallis High School in Corvallis, Mont., Henry played two years of collegiate baseball at Spokane Falls Community College. He finished his undergraduate studies at Washington State University where he graduated Magna Cum Laude with a Bachelor of Science in Exercise Science. Henry earned a Masters Degree in Athletes Performance and Injury Prevention from California University of Pennsylvania. Henry resides in Orlando, Fla., with his wife, Darlene.

**PATRICK PANICO** *Corrective Exercise Specialist*

Panico, who had previously served the Nationals as a Massage Therapist, returns for his fourth season in the role of Corrective Exercise Specialist. Panico has been with the Nationals since the start of the 2013 season and has worked as a massage therapist/strength coach for over 20 years. He is the founder of SPORTSFITNYC Integrated Conditioning Specialists in New York City. Panico's professional baseball resume includes three years in the Arizona Diamondbacks organization as a Minor League Strength & Conditioning coach. Panico has studied a number of alternative therapeutic methods, including Active Release Technique, Trager Therapy and dynamic stretch, as well as sports massage.

## MEDICAL CONSULTANTS

Dr. Hirad Bagy, D.C.; *Chiropractor*Frank Jans; *EAP Coordinator*Dr. Keith Smithson; *Director, Visual Performance*Dr. Hugo Bonilla, DDS, MS; *Dentist*Seth Blee; *Physical Therapist*Sue Saunders Bouvier, MS, RD; *Nutritionist*



SCOUTING |  
RESEARCH |  
PLAYER DEV.

**MEDIA**

HISTORY AND  
RECORDS

2018  
IN REVIEW

**PLAYERS**

MANAGER |  
COACHING STAFF

FRONT OFFICE |  
OWNERSHIP

YOUTH BASEBALL  
ACADEMY

DREAM  
FOUNDATION

COMMUNITY  
RELATIONS

NATIONALS  
PARK

NOTES



2018 SEASON IN REVIEW



# 2018 IN REVIEW

## 2018 DAY-BY-DAY

DATE	D/N	OPPONENT	SCORE	REC.	POS.	GA/GB	WINNING PITCHER	LOSING PITCHER	SAVE	R-H-E, LOB	R-H-E, LOB	ATT	HOME NO.	TOTAL
3/29	D	at CIN	W, 2-0	1-0	1st	0-5	<b>**GAME POSTPONED BY RAIN (MADE UP MARCH 30)**</b> Scherzer (1-0)	Bailey (0-1)	Doolittle (1)	2-6-0, 8	0-7-0, 9	43,878		
3/31	D	at CIN	W, 13-7	2-0	1st	0-5	Scherzer (1-0)	Castillo (0-1)	None	13-14-1, 5	7-12-0, 8	27,341		
4/1	D	at CIN	W, 6-5	3-0	1st	1-0	Roark (1-0)	Romano (0-1)	Doolittle (2)	6-8-0, 8	5-7-0, 5	10,355		
4/2	N	at ATL	W, 8-1	4-0	1st	1-5	Gozalez (1-0)	Newcomb (0-1)	None	8-10-1, 13	1-4-2, 3	25,054		
4/3	N	at ATL	L, 6-13	4-1	1st	0-5	Carle (1-1)	Cole (0-1)	None	6-9-0, 9	13-15-1, 7	26,782		
4/4	D	at ATL	L, 1-7	4-2	1st	0-5	Foltynewicz (1-0)	Scherzer (1-1)	None	1-6-1, 12	7-7-0, 5	29,834		
4/5	D	vs. NYM	L, 2-8	4-3	3rd	1-5	deGrom (2-0)	Strasburg (1-1)	None	2-6-0, 6	8-8-1, 4	42,477	1	42,477
4/6	OFF DAY													
4/7	D	vs. NYM	L, 2-3	4-4	3rd	2-5	Robles (1-0)	Kintzler (0-1)	Familia (4)	2-5-1, 6	3-8-1, 9	28,952	2	71,429
4/8	N	vs. NYM	L, 5-6 (12)	4-5	3rd	3-5	Lugo (1-0)	Kintzler (0-2)	Rhame (1)	5-13-0, 14	6-9-3, 6	21,579	3	93,008
4/9	N	vs. ATL	W, 2-0	5-5	3rd	3-5	Scherzer (2-1)	Teheran (0-2)	None	2-6-0, 10	0-2-0, 1	19,528	4	112,536
4/10	N	vs. ATL	W, 4-1	6-5	12nd	3-5	Strasburg (2-1)	Foltynewicz (1-1)	Madsen (1)	4-8-0, 7	1-5-2, 6	19,357	5	131,893
4/11	D	vs. ATL	L, 3-5 (12)	6-6	4th	4-5	Carle (2-1)	Madsen (0-1)	None	3-10-1, 7	5-11-2, 13	21,109	6	153,002
4/12	N	vs. COL	L, 1-5	6-7	4th	5-0	Bettis (2-0)	Gozalez (1-1)	None	1-4-1, 3	5-9-0, 8	24,213	7	177,215
4/13	N	vs. COL	L, 1-2	6-8	4th	6-0	Oberg (1-0)	Roark (1-1)	Jansen (6)	1-4-1, 7	2-5-0, 4	32,702	8	209,917
4/14	D	vs. COL	W, 6-2	7-8	4th	5-0	Scherzer (3-1)	Gray (1-3)	None	6-12-0, 7	2-2-1, 2	31,700	9	241,617
4/15	D	vs. COL	L, 5-6	7-9	4th	6-0	Ottavino (3-0)	Doolittle (0-1)	Davis (7)	5-5-0, 8	6-6-1, 1	25,452	10	267,079
4/16	N	at NYM	W, 8-6	8-9	4th	5-0	Cole (1-1)	Ramos (0-1)	Madsen (2)	8-10-2, 6	6-10-0, 6	22,829		
4/17	N	at NYM	W, 5-2	9-9	4th	4-0	Gonzalez (2-1)	Wheeler (1-1)	Doolittle (3)	5-10-0, 9	2-11-0, 11	22,724		
4/18	N	at NYM	L, 5-11	9-10	4th	5-0	Ramos (1-1)	Madsen (0-2)	None	5-5-1, 0	11-8-0, 4	23,117		
4/19	OFF DAY													
4/20	N	at LAD	W, 5-2	10-10	4th	4-5	Scherzer (4-1)	Kershaw (1-3)	Doolittle (4)	5-10-0, 7	2-6-0, 9	50,211		
4/21	N	at LAD	L, 0-4	10-11	4th	4-5	Ryu (3-0)	Strasburg (2-2)	None	0-2-0, 6	4-7-0, 5	50,908		
4/22	N	at LAD	L, 3-4	10-12	4th	5-0	Fields (2-0)	Gott (0-1)	Jansen (3)	3-9-0, 8	4-5-1, 4	51,297		
4/23	N	at SFG	L, 2-4	10-13	4th	5-5	Stratton (2-1)	Gonzalez (2-2)	Strickland (4)	2-5-0, 8	4-6-2, 6	36,983		
4/24	N	at SFG	L, 3-4	10-14	4th	6-5	Moronta (1-2)	Roark (1-2)	Strickland (5)	3-6-0, 4	4-7-0, 6	37,147		
4/25	D	at SFG	W, 15-2	11-14	4th	5-5	Scherzer (5-1)	Samardzija (1-1)	None	15-18-0, 11	2-7-2, 9	35,126		
4/26	OFF DAY													
4/27	N	vs. ARI	L, 4-5	11-15	4th	6-0	Godley (4-1)	Strasburg (2-3)	Boxberger (7)	4-11-1, 10	5-6-0, 2	26,517	11	293,596
4/28	D	vs. ARI	L, 3-4 (10)	11-16	4th	6-0	Hirano (2-0)	Solis (0-1)	Boxberger (8)	3-8-0, 8	4-9-0, 7	32,963	12	326,559
4/29	D	vs. ARI	W, 3-1	12-16	4th	6-0	Gonzalez (3-2)	McFarland (1-1)	Doolittle (5)	3-7-0, 9	4-8-2, 7	30,285	13	356,844
4/30	D	vs. PIT	W, 3-1	13-16	4th	5-5	Stratton (3-0)	Talin (2-0)	Strickland (1)	3-4-0, 8	2-6-1, 3	27,890	14	377,723
5/1	N	vs. PIT	W, 12-4	14-16	4th	4-5	Scherzer (6-1)	Kuhl (3-2)	None	12-10-0, 3	4-8-2, 7	23,534	15	401,257
5/2	N	vs. PIT	W, 9-3	15-16	4th	4-0	Strasburg (3-3)	Nova (2-2)	None	9-14-1, 9	3-9-1, 7	27,086	16	428,343
5/3	D	vs. PIT	W, 3-1	16-16	4th	4-0	Solis (1-1)	Williams (4-2)	Doolittle (6)	3-4-1, 3	1-5-0, 5	30,434	17	458,777
5/4	N	vs. PHI	W, 7-3	17-16	4th	3-0	Gonzalez (4-2)	Pivetta (1-2)	None	7-9-1, 8	3-7-0, 6	35,497	18	494,274
5/5	D	vs. PHI	L, 1-3	17-17	4th	3-0	Velasquez (2-4)	Roark (2-3)	Neris	1-2-0, 8	3-7-0, 8	34,687	19	528,961
5/6	D	vs. PHI	W, 5-4	18-17	4th	-2.0	Doolittle (1-1)	Neris (1-2)	None	5-7-1, 7	4-9-2, 8	30,611	20	559,572
5/7	N	at SDP	W, 8-5	19-17	4th	-1.5	Strasburg (4-0)	Ross (3-7)	None	8-8-0, 7	8-8-0, 4	17,295		
5/8	N	at SDP	W, 4-0	20-17	3rd	1-5	Hellickson (1-0)	Richard (1-5)	None	4-9-0, 5	0-3-0, 3	18,989		
5/9	N	at SDP	L, 1-2	20-18	3rd	-2.5	Stammen (1-0)	Gott (0-2)	Hand (10)	1-8-2, 6	2-8-0, 9	18,804		
5/10	N	at ARI	W, 2-1 (11)	21-18	3rd	-2.5	Kintzler (1-2)	Salas (3-4)	Doolittle (7)	2-9-0, 7	1-8-0, 9	17,397		
5/11	N	at ARI	W, 3-1	22-18	3rd	-1.5	Scherzer (7-1)	Koch (2-1)	Doolittle (8)	3-7-1, 5	1-5-0, 4	22,901		
5/12	D	at ARI	W, 2-1	23-18	3rd	-1.5	Strasburg (5-3)	Scribner (0-1)	Madsen (3)	2-7-1, 11	1-5-0, 8	29,428		
5/13	N	at ARI	W, 6-4	24-18	3rd	-1.5	Madsen (1-2)	Bradley (0-1)	Doolittle (9)	6-9-2, 5	4-9-0, 6	31,906		
5/14	OFF DAY													
5/15	N	vs. NYJ	W, 5-3	25-18	12nd	1-1	Suero (1-0)	Green (2-1)	Doolittle (10)	5-8-1, 3	3-9-0, 10	41,567	21	601,139
5/16	OFF DAY													
5/17	OFF DAY													
5/18	vs. LAD													
5/19	D	vs. LAD	L, 1-4	25-19	3rd	-2.5	Stripling (1-1)	Roark (2-4)	Jansen (7)	1-6-1, 4	4-7-0, 6	26,740	22	627,879
5/19	N	vs. LAD	L, 4-5	25-20	3rd	-2.5	Goeddel (3-0)	Doolittle (1-2)	Jansen (8)	4-4-0, 6	5-10-1, 8	32,628	23	660,257
5/20	D	vs. LAD	L, 2-7	25-21	3rd	-3.5	Wood (1-4)	Strasburg (5-4)	Fields (2)	2-4-0, 5	7-7-0, 5	40,201	24	700,458
5/21	N	at SDP	W, 2-0	26-21	3rd	-2.5	Gonzalez (4-2)	Talin (1-3)	None	10-15-0, 6	2-4-1, 5	22,890	25	728,348
5/22	N	vs. SDP	W, 2-1	27-21	3rd	-2.5	Doolittle (2-0)	Strahm (0-2)	None	2-8-0, 4	1-7-1, 4	25,700	26	754,048
5/23	D	vs. SDP	L, 1-3	27-22	3rd	-2.5	Ross (4-2)	Fedde (0-1)	Hand (15)	1-7-0, 6	3-8-0, 5	31,076	27	785,124
5/24	OFF DAY													
5/25	N	at MIA	W, 9-5	28-22	3rd	-1.5	Scherzer (8-1)	Wittgren (2-1)	Doolittle (10)	9-10-1, 6	5-10-2, 11	7,512		
5/26	D	at MIA	W, 4-1	29-22	3rd	-1.0	Miller (1-0)	Ziegler (0-4)	Doolittle (11)	4-7-1, 7	1-6-0, 6	11,646		
5/27	D	at MIA	W, 5-2	30-22	2nd	-0.5	Strasburg (6-4)	Hernandez (0-2)	Kintzler (2)	5-11-1, 6	2-7-0, 9	11,651		
5/28	D	at BAL	W, 6-0	31-22	1st	1-0	Gonzalez (6-2)	Cobb (1-7)	None	6-10-0, 7	0-7-0, 6	36,139		
5/29	N	at BAL	W, 3-2	32-22	1st	1-0	Hellickson (2-0)	Bundy (3-7)	Doolittle (12)	3-12-0, 9	2-9-0, 7	13,935		
5/30	N	at BAL	W, 2-0	33-22	1st	1-0	Scherzer (9-1)	Hess (2-2)	Doolittle (13)	2-7-0, 6	0-4-0, 4	20,370		
5/31	N	at ATL	L, 2-4	33-23	1st	1-0	Newcomb (6-1)	Roark (2-5)	Vizcaino (10)	2-5-1, 5	4-7-0, 7	22,880		
6/1	N	at ATL	L, 0-4	33-24	2nd	1.0	Foltynewicz (5-3)	Strasburg (6-5)	None	0-2-1, 2	4-9-0, 5	33,845		
6/2	D	at ATL	W, 5-3 (14)	34-24	1st	2.0	Miller (2-0)	Socolovich (0-1)	Doolittle (14)	5-9-0, 8	3-5-0, 2	39,578		
6/3	D	at ATL	L, 2-4	34-25	2nd	-1.0	Vizcaino (2-2)	Roark (2-6)	None	2-3-1, 4	4-7-1, 7	33,132		
6/4	OFF DAY													
6/5	N	vs. TBR	W, 4-2	35-25	2nd	-0.5	Scherzer (10-1)	Ewaldi (1-1)	Doolittle (15)	4-4-0, 2	2-5-0, 2	32,165	28	817,289
6/6	D	vs. TBR	W, 11-2	36-25	1st	0.5	Roark (3-6)	Venters (1-1)	None	11-15-0, 7	2-7-2, 6	33,106	29	850,395
6/7	OFF DAY													
6/8	N	vs. SFG	L, 5-9	36-26	1st	0.5	Moronta (2-0)	Strasburg (6-6)	None	5-9-0, 6	9-15-1, 6	41,591	30	891,986
6/9	D	vs. SFG	W, 7-5	37-26	1st	0.5	Miller (3-0)	Rodriguez (1-1)	Doolittle (16)	7-10-0, 9	5-11-0, 11	37,701	31	929,687
6/10	D	vs. SFG	L, 0-2	37-27	1st	0.5	Holland (4-6)	Scherzer (10-2)	Strickland (13)	0-3-0, 4	2-5-0, 7	35,705	32	965,392
6/11	OFF DAY													
6/12	N	at NYJ	W, 3-3	37-28	2nd	-0.5	Sabatthia (4-1)	Roark (3-7)	Chapman (17)	5-0-0, 9	3-8-0, 6	44,220		
6/13	N	at NYJ	W, 5-4	38-28	2nd	-1.0	Miller (4-0)	Shreve (2-1)	Doolittle (18)	5-10-1, 2	4-8-0, 5	45,030		
6/14	OFF DAY													
6/15	N	at TOR	L, 5-6	38-29	2nd	-1.0	Oh (2-2)	Gonzalez (6-3)	Tepera (4)	5-10-0, 6	6-10-0, 5	29,633		
6/16	D	at TOR	L, 0-2	38-30	2nd	-2.0	Estrada (4-6)	Scherzer (10-3)	Clippard (3)	0-2-0, 6	2-4-0, 4	36,044		

2018 DAY-BY-DAY

DATE	D/N	OPPONENT	SCORE	REC.	POS.	GA/GB	WINNING PITCHER	LOSING PITCHER	SAVE	R-H-E, LOB	R-H-E, LOB	ATT	HOME NO.	TOTAL		
7/2	N	vs. BOS	L, 3-4	42-41	3rd	-7.0	Porcello (10-3)	Scherzer (10-5)	Kimbrel (25)	3-9-0, 7	4-7-0, 7	39,002	40	1,254,814		
7/3	N	vs. BOS	L, 4-11	42-42	3rd	-7.0	Workman (11-0)	Roark (3-10)	None	4-12-0, 9	11-12-0, 3	42,531	41	1,297,345		
7/4	D	vs. BOS	L, 0-3	42-43	3rd	-7.0	Rodriguez (10-3)	Kimblrel (26)	None	0-1-1, 7	9-9-1, 8	42,528	42	1,339,873		
7/5	N	vs. MIA	W, 14-12	43-43	3rd	-6.0	Kelley (1-0)	Conley (2-1)	Doolittle (22)	14-12-1, 4	12-14-0, 7	24,314	43	1,384,187		
7/6	N	vs. MIA	W, 3-2	44-43	3rd	-5.0	Doolittle (3-2)	Barracough (0-3)	None	3-8-0, 9	2-9-1, 8	32,652	44	1,396,839		
7/7	N	vs. MIA	W, 18-4	45-43	3rd	-5.0	Scherzer (11-5)	Chen (2-6)	None	18-17-0, 3	4-7-1, 3	34,364	45	1,431,203		
7/8	D	vs. MIA	L, 2-10	44-44	3rd	-5.0	Conley (3-1)	Roark (3-11)	None	2-5-1, 13	10-22-0, 17	30,464	46	1,461,667		
7/9	N	at PIT	L, 3-6	45-45	3rd	-5.5	Nova (5-6)	Rodriguez (0-1)	Vazquez (19)	3-10-0, 6	6-8-0, 7	14,075				
7/10	N	at PIT	W, 5-1	46-45	3rd	-5.5	Hellickson (3-1)	Musgrove (3-4)	None	5-12-1, 0	1-7-0, 9	17,103				
7/11	D	at PIT	L, 0-2	46-46	3rd	-5.5	Williams (7-7)	Gonzalez (6-6)	Vazquez (20)	0-5-0, 8	2-7-0, 5	21,083				
7/12	N	at NYM	W, 5-4	47-46	3rd	-5.5	Scherzer (12-5)	Matz (4-7)	Madison (4)	5-11-0, 9	4-7-0, 5	28,120				
7/13	N	at NYM	L, 2-4	47-47	3rd	-6.5	Syndergaard (5-1)	Roark (3-12)	Osailman (4)	2-9-0, 8	4-11-0, 10	26,558				
7/14	D	at NYM	L, 4-7	47-48	3rd	-6.5	Wheeler (3-6)	Voth (0-1)	Familia (17)	4-8-0, 5	7-10-0, 7	30,438				
7/15	D	at NYM	W, 6-1	48-48	3rd	-5.5	Hellickson (4-1)	Swarzak (0-2)	None	6-8-0, 5	1-5-0, 7	26,572				
7/16	**ALL STAR BREAK (89TH ALL-STAR GAME PLAYED ON JULY 17-18. NL 6, AL 6 (10)**															
7/20	N	vs. ATL	L, 5-8	48-49	3rd	-6.5	Sanchez (5-2)	Strasburg (6-7)	Minter (5)	5-8-0, 6	8-12-0, 8	41,008	47	1,502,675		
7/21	vs. ATL				3rd	-6.5	**GAME POSTPONED BY RAIN (MADE UP AUGUST 7 AS PART OF A DAY-NIGHT DOUBLEHEADER)**									
7/22	D	vs. ATL	W, 6-2	49-49	3rd	-6.0	Scherzer (13-5)	Foltynewicz (7-6)	Herrera (15)	6-15-0, 12	2-14-1, 10	39,063	48	1,541,738		
7/23	N	at MIL	L, 1-6	49-50	3rd	-6.0	Chacin (9-3)	Gonzalez (6-7)	None	1-5-0, 8	6-7-2, 6	26,073				
7/24	N	at MIL	L, 4-5 (10)	49-51	3rd	-7.0	Jennings (4-3)	Grace (0-1)	None	4-8-0, 6	5-12-1, 8	33,990				
7/25	D	at MIL	W, 7-3	50-51	3rd	-7.0	Roark (4-12)	Peralta (4-2)	None	7-4-1, 2	3-7-1, 5	37,586				
7/26	N	at MIA	W, 10-3	51-51	3rd	-7.0	Miller (1-1)	Conley (3-10)	None	10-13-0, 10	3-10-0, 5	8,506				
7/27	N	at MIA	W, 9-1	52-51	3rd	-6.0	Scherzer (14-5)	Lopez (2-2)	None	9-16-3, 11	1-3-1, 6	9,297				
7/28	N	at MIA	L, 1-2 (10)	52-52	3rd	-6.0	Graves (1-1)	Herrera (1-1)	None	1-5-1, 6	2-8-0, 10	11,779				
7/29	D	at MIA	L, 0-5	52-53	3rd	-6.0	Urena (3-10)	Hellickson (4-2)	None	0-2-1, 6	5-9-0, 6	12,112				
7/30	OFF DAY															
7/31	N	vs. NYM	W, 25-4	53-53	3rd	-5.5	Roark (5-12)	Matz (5-9)	None	25-26-1, 6	4-9-0, 6	35,029	49	1,576,767		
8/1	D	vs. NYM	W, 5-3	54-53	3rd	-5.0	Milone (1-1)	Syndergaard (6-2)	Herrera (16)	5-7-0, 6	3-6-2, 3	34,319	50	1,611,086		
8/2	N	vs. CIN	W, 10-4	55-53	3rd	-5.0	Scherzer (15-5)	Mahle (7-9)	None	10-10-0, 7	4-7-0, 7	28,845	51	1,639,931		
8/3	vs. CIN				3rd	-5.5	**GAME POSTPONED BY RAIN (MADE UP AUGUST 4 AS PART OF A DAY-NIGHT DOUBLEHEADER)**									
8/4	D	vs. CIN	L, 1-7	55-54	3rd	-6.0	DeSclafani (5-3)	Gonzalez (6-8)	None	1-7-0, 8	7-13-0, 10	32,687	52	1,672,618		
8/4	N	vs. CIN	W, 6-2	56-54	3rd	-6.0	Hellickson (5-2)	Harvey (5-7)	None	6-10-0, 9	2-6-0, 6	36,149	53	1,708,767		
8/5	D	vs. CIN	W, 2-1	57-54	3rd	-6.0	Roark (6-12)	Castillo (6-9)	Herrera (17)	2-8-0, 8	1-7-0, 5	33,486	54	1,742,253		
8/6	OFF DAY															
8/7	D	vs. ATL	W, 8-3	58-54	3rd	-6.0	Rodriguez (1-1)	Allard (1-1)	None	8-11-1, 0	3-7-0, 6	26,965	55	1,769,218		
8/7	N	vs. ATL	L, 1-3	58-55	3rd	-6.0	Biddle (3-4)	Herrera (2-3)	Minter (9)	1-7-0, 7	3-7-0, 6	28,970	56	1,798,188		
8/8	N	vs. ATL	L, 3-8	58-56	3rd	-6.0	Foltynewicz (9-7)	Milone (1-1)	None	3-10-11, 0	8-12-2, 4	30,203	57	1,828,391		
8/9	D	vs. ATL	W, 6-3	59-56	3rd	-5.5	Gonzalez (7-8)	Parsons (0-1)	None	6-11-0, 7	10-2-0, 6	28,347	58	1,856,738		
8/10	D	at CHI	L, 2-3	59-57	3rd	-5.5	Cishek (3-1)	Solis (1-2)	Strop (9)	2-9-0, 9	3-4-1, 6	41,531				
8/11	D	at CHI	W, 9-4	60-57	3rd	-5.5	Roark (7-12)	Lester (12-5)	None	9-13-0, 9	4-1-1, 8	41,320				
8/12	N	at CHI	L, 3-4	60-58	3rd	-5.5	Wilson (4-3)	Madsen (2-5)	None	3-3-0, 3	4-6-0, 5	36,490				
8/13	N	at STL	L, 6-7	60-59	3rd	-7.0	Hudson (3-0)	Glover (0-1)	None	6-8-0, 4	7-17-1, 10	37,197				
8/14	N	at STL	L, 4-6	60-60	3rd	-8.0	Gant (4-5)	Gonzalez (7-9)	Hicks (4)	4-9-0, 7	6-8-0, 7	38,214				
8/15	N	at STL	L, 2-4	61-60	3rd	-9.0	Gomber (3-0)	Hellickson (5-3)	Norris (23)	2-7-1, 8	4-7-0, 8	36,696				
8/16	N	at STL	W, 5-4	61-61	3rd	-8.0	Roark (8-12)	Weaver (6-11)	Glover (1)	5-10-1, 12	4-6-3, 7	38,074				
8/17	N	vs. MIA	W, 8-2	62-61	3rd	-7.0	Scherzer (16-5)	Straily (4-6)	None	8-14-0, 6	2-9-2, 6	37,106	59	1,893,844		
8/18	N	vs. MIA	L, 5-7 (10)	62-62	3rd	-7.0	Steckenrider (4-2)	Glover (0-2)	Graves (1)	5-10-1, 6	7-11-0, 8	30,900	60	1,924,744		
8/19	D	vs. MIA	L, 1-12	62-63	3rd	-7.0	Urena (4-12)	Gonzalez (7-10)	None	1-2-2, 2	12-17-0, 11	31,435	61	1,956,179		
8/20	OFF DAY															
8/21	N	vs. PHI	W, 10-4	63-63	3rd	-7.5	Corcero (1-0)	Arano (1-2)	None	10-14-1, 10	4-8-0, 8	24,080	62	1,980,259		
8/22	N	vs. PHI	W, 8-7	64-63	3rd	-7.5	Grade (1-1)	Dominguez (1-4)	None	8-14-1, 8	7-11-2, 6	31,885	63	2,012,144		
8/23	D	vs. PHI	L, 0-2	64-64	3rd	-8.5	Nola (15-3)	Scherzer (16-6)	Neshek (4)	0-5-0, 6	2-3-0, 4	29,475	64	2,041,619		
8/24	N	at NYM	L, 0-3	64-65	3rd	-8.5	Vargas (4-8)	Gonzalez (7-11)	Osailman (8)	0-4-0, 4	3-8-0, 6	23,763				
8/25	D	at NYM	L, 0-3	64-66	3rd	-8.5	Wheeler (9-6)	Roark (8-13)	None	0-7-0, 8	3-8-0, 4	29,868				
8/26	D	at NYM	W, 15-0	65-66	3rd	-8.5	Rodriguez (2-1)	Matz (5-11)	None	15-16-0, 5	0-3-0, 8	23,192				
8/27	N	at PHI	W, 5-3	66-66	3rd	-8.0	Strasburg (7-7)	Eflin (9-5)	Miller (1)	5-9-0, 9	3-6-1, 5	21,261				
8/28	N	at PHI	W, 5-4	67-66	3rd	-8.0	Glover (1-2)	Neshek (1-1)	Holland (1)	5-6-0, 3	4-7-2, 4	21,083				
8/29	N	at PHI	L, 6-8	67-67	3rd	-8.0	Dominguez (2-5)	Cordero (1-1)	Hunter (3)	6-10-0, 7	8-9-0, 8	22,525				
8/30	OFF DAY															
8/31	N	vs. MIL	L, 1-4	67-68	3rd	-7.5	Chacin (14-5)	Roark (8-14)	Jeffress (8)	1-9-0, 12	4-6-1, 2	30,676	65	2,072,295		
9/1	N	vs. MIL	W, 5-4	68-68	3rd	-7.5	Holland (1-2)	Soria (1-4)	Miller (2)	5-8-1, 4	4-10-1, 9	30,875	66	2,103,170		
9/2	D	vs. MIL	L, 4-9	68-69	3rd	-8.5	Woodruff (3-0)	Rodriguez (2-2)	None	4-9-0, 7	9-10-1, 11	30,032	67	2,133,202		
9/3	D	vs. STL	W, 4-3 (10)	69-69	3rd	-7.5	Holland (2-2)	Shreve (3-3)	None	4-8-0, 5	3-5-0, 4	28,648	68	2,161,850		
9/4	N	vs. STL	L, 8-11	69-70	3rd	-7.5	Ross (8-9)	Williams (0-1)	Hicks (6)	8-9-1, 9	11-10-1, 5	21,637	69	2,183,487		
9/5	N	vs. STL	L, 6-7	69-71	3rd	-7.5	Mikolas (14-4)	Roark (8-15)	Martinez (1)	6-16-0, 11	7-15-2, 7	22,124	70	2,205,611		
9/6	N	vs. CHI	L, 4-6 (10)	69-72	3rd	-8.5	Strop (5-1)	Cordero (1-2)	Chavez (3)	4-11-1, 8	6-11-1, 11	32,070	71	2,237,681		
9/7	vs. CHI				3rd	-8.0	**GAME POSTPONED BY RAIN (MADE UP SEPT. 8 AS A TRADITIONAL DOUBLEHEADER)**									
9/8	D	vs. CHI	W, 10-3	70-72	3rd	-7.5	Scherzer (17-6)	Garcia (3-7)	None	10-6-0, 7	3-9-3, 6	N/A	72	2,237,681		
9/8	D	vs. CHI	W, 6-5	71-72	3rd	-7.5	Suero (2-0)	Wilson (4-4)	Holland (2)	6-7-0, 7	5-6-0, 5	41,346	73	2,279,027		
9/9	vs. CHI				3rd	-8.5	**GAME POSTPONED BY RAIN (MADE UP SEPT. 13)**									
9/10	at PHI				3rd	-8.5	**GAME POSTPONED BY WET GROUNDS (MADE UP SEPT. 11 AS A TRADITIONAL DOUBLEHEADER)**									
9/11	D	at PHI	W, 3-1	72-72	3rd	-8.0	Fedde (2-3)	Pivetta (7-12)	Doolittle (23)	3-10-0, 8	1-5-0, 7	N/A				
9/11	D	at PHI	W, 7-6 (10)	73-72	3rd	-8.0	Suero (3-0)	Rios (3-2)	Holland (3)	7-6-0, 6	6-13-1, 10	19,630				
9/12	N	at PHI	W, 5-1	74-72	3rd	-8.0	Strasburg (8-7)	Nola (16-5)	None	5-9-0, 4	1-5-0, 6	20,258				
9/13	D	vs. CHI	L, 3-4 (10)	74-73	3rd	-8.5	Strop (6-1)	Doolittle (3-3)	Rosario (1)	3-7-1, 9	4-10-0, 8	30,173	74	2,309,200		
9/14	N	at ATL	L, 5-10	74-74	3rd	-9.5	Gausman (10-10)	Scherzer (17-7)	None	5-9-0, 9	10-13-1, 10	39,268				
9/15	D	at ATL	W, 7-1	75-74	3rd	-8.5	Rodriguez (3-2)	Telener (9-2)	None	7-7-1, 13	1-2-0, 5	36,050				
9/16	D	at ATL	W, 6-4	76-74	3rd	-7.5	Miller (7-1)	Alcantara (2-4)	Newcomb (12-9)	6-11-0, 9	4-8-0, 6	33,403				
9/17	N	at MIA	L, 5-8	76-75	3rd	-7.5	Garcia (3-12)	Glover (1-3)	Conley (3)	5-7-0, 4	8-9-1, 7	8,440				
9/18	N	at MIA	W, 4-2	77-75	3rd	-6.5	Strasburg (9-7)	Alcantara (2-1)	Doolittle (25)	4-9-0, 14	2-6-1, 7	7,726				

## NATIONALS NEWS

## 2018 SEASON

The Washington Nationals went 82-80 (.506), finishing the 2018 season with a winning record for the seventh consecutive season...Only the New York Yankees (26 seasons), St. Louis Cardinals (11 seasons) and the Los Angeles Dodgers (8 seasons) have longer active consecutive winning streaks in Major League Baseball.

- Since 2012, the Nationals are 637-497 (.562), the second-best regular season record in Major League Baseball over this span...The Los Angeles Dodgers have the best record (651-484, .574) since 2012.
- The Nationals used 53 players in 2018, tied for the third-most in the National League and the fourth-most in Nationals history (2005-pres.)...The 2006 Nationals used 57 players, while the 2009 and 2005 Nationals each used 55...31 different players toed the rubber for Washington, the most in a season in Nationals history and tied for the fourth-most in the National League this season.

## MIKE RIZZO

Nationals President of Baseball Operations and General Manager **Mike Rizzo** completed his 10th season as the head of Washington's baseball operation and his 35th season in professional baseball in 2018...On April 5, 2018, Rizzo and the Nationals agreed to a two-year contract extension, keeping him with the club through the 2020 season...Through the MLB First-Year Player Draft, deft trades, and key free-agent signings, Rizzo turned the former 100-loss team into one with seven consecutive winning seasons and four division titles.

- With a 5-4 win on June 13 at New York (AL), Rizzo recorded his 800th win since taking over the club during 2009 Spring Training...Since the start of the 2009 season, the Nationals are 845-774 (.522).

## DAVE MARTINEZ

First-year manager **Dave Martinez** was named the seventh field manager in Nationals history on Oct. 30, 2017...The 2018 season marked his 30th season in professional baseball...A 16-year Major League outfielder, Martinez joined the Nationals after 10 seasons as a Major League coach, serving as Chicago Cubs manager **Joe Maddon's** bench coach and right-hand man in Chicago (2015-17), as well as Tampa Bay (2008-14).

## ALL-STAR WEEK

Nationals Park and Washington D.C., were at the center of the baseball universe in July, serving as the host of the 89th Major League Baseball All-Star Game...It was the fifth All-Star Game held in D.C. (2018, 1969, 1962, 1956, 1937).

- *SiriusXM All-Star Futures Game* — Team USA and Team World combined for eight home runs as the U.S. squad topped the World, 10-6...CIN prospect **Taylor Trammell** earned MVP honors, going 2-for-2 with a home run and a triple...Top Nationals prospects **Carter Kieboom** (0-for-2) and **Luis Garcia** (0-for-0, BB) entered the game as defensive replacements.
- *T-Mobile Home Run Derby* — Nationals outfielder **Bryce Harper** - with the help of father **Ron Harper** and motivation from teammates **Max Scherzer**, **Sean Doolittle** as well as former teammates **Wilson Ramos** and **Felipe Vasquez** - claimed victory in the T-Mobile Home Run Derby...Harper beat ATL **Freddie Freeman** (1st rd.), LAD **Max Muncy** (2nd rd.) and CHI **Kyle Schwarber** (final) en route to becoming the third player ever to win the Derby in his home ballpark, joining Hall of Famer **Ryne Sandberg** (1990, Wrigley Field) and **Todd Frazier** (2015, Great American Ball Park)...In the final round, Harper clubbed nine home runs in the final minute and a half before receiving an additional 30 seconds of time...He hit his 19th home run of the round on his second swing, giving him the title.
- *89th All-Star Game presented by Mastercard* — The American League topped the National League, 8-6, in 10 innings...13 of the 14 runs came via an All-Star Game record 10 home runs...HOU **Alex Bregman** was awarded the Ted Williams Most Valuable Player Award presented by Chevrolet after leading off the 10th inning with a solo home run to give the American League the 6-5 lead...**Max Scherzer** tallied four strikeouts across 2.0 innings while making the start for the NL...**Bryce Harper** started the game in center field and went 0-for-2.

## SECOND-HALF SURGE

Following the All-Star break, Washington's offense proved to be the best in the National League...The Nationals led the National League in runs scored (354), hits (611), doubles (133), RBI (339), batting average (.268), on-base percentage (.353) and stolen bases (51)...They ranked among National League clubs in walks (2nd, 277), slugging percentage (2nd, .449), OPS (2nd, .796) and home runs (6th, 79)...The Nationals struck out 503 times in the second "half," the second-lowest mark in the National League behind Pittsburgh (497).

- **Bryce Harper** (4th, .972), **Anthony Rendon** (6th, .946), **Juan Soto** (11th, .918) and **Ryan Zimmerman** (14th, .911) each ranked among National League leaders in OPS after the All-Star break...No other National League club had more than two players in the top 15 in the NL in OPS after the break.

## SOTO / SCHERZER

Both **Max Scherzer** (NL Cy Young) and **Juan Soto** (Rookie of the Year) brought home runner-up finishes in the 2018 Baseball Writers' Association of America (BBWAA) awards balloting.

- Scherzer, a three-time Cy Young Award winner, put together a season worthy of consideration for his fourth award...He finished 2018 with an 18-7 record and a 2.53 ERA...He led National League pitchers in strikeouts (300), strikeouts per 9.0 innings (12.24), strikeout-to-walk ratio (5.88), WHIP (0.91), opp. AVG (.188), innings pitched (220.2), wins (T1st, 18) and quality starts (T1st, 28), while ranking among the leaders in several other categories.
- Soto finished his rookie season with a .292 batting average, .406 on-base percentage and a .517 slugging percentage...He led National League rookies (min. 400 PA) in on-base percentage (.406) and OPS (.923)...He also led National League rookies in RBI (70) and walks (79). His 22 home runs ranked second among National League Rookies.



## NATIONALS NEWS

### BRYCE'S BAT

**Bryce Harper** once again proved to be one of the most productive and feared hitters in the National League in 2018...He entered play on June 21 at Baltimore hitting .209 with a .347 on-base percentage and a .462 slugging percentage...From that date, through the end of the season, Harper hit .283/.430/.525 with 27 doubles, 15 homers, 56 RBI, 77 walks, seven stolen bases and 62 runs scored.

- Harper finished the season with 103 runs scored, 100 RBI and 130 walks...He was the first player in Nationals history (2005-pres.) to record at least 100 runs, RBI and walks in a season.
- He became just the 14th player in baseball history to put together a season of at least 100 runs, 100 RBI and 130 walks...Since 2000, he joins CIN **Joey Votto** (2017), TOR **Jose Bautista** (2011), SFG **Barry Bonds** (2004) and OAK **Jason Giambi** (2000) as the only players to do so.
- On the season, he ranked in the National League in on-base percentage (5th, .393), runs (T6th, 103), home runs (T7th, 34), RBI (8th, 100), OPS (10th, .889) and extra-base hits (11th, 68).

### TONY TWO BAGS

The most consistent all-around player on Washington's roster, **Anthony Rendon** led the club and ranked in the National League in doubles (T1st, 44), batting average (4th, .308), slugging percentage (6th, .535) and extra-base hits (9th, 70)...He led qualified Nationals and ranked fifth in the National League with a .909 OPS and ranked 11th in on-base percentage (.374).

- According to FanGraphs.com, Rendon ranked second in the National League in Wins Above Replacement (6.3).

### PLAYER OF THE WEEK/MONTH AWARDS

The Nationals led Major League Baseball with five Player of the Month Awards in 2018...**Max Scherzer** brought home two National League Pitcher of the Month Awards (April, May), while **Juan Soto** was named National League Rookie of the Month three times (June, July, Sept.)...The Seattle Mariners and New York Yankees trailed the Nationals with four awards each.

- The Nationals tied the Houston Astros for the most Player of the Week Awards in 2018...Each club boasted five winners...**Adam Eaton** (April 2), **Max Scherzer** (April 16), **Mark Reynolds** (July 9), **Ryan Zimmerman** (Aug. 13) and **Bryce Harper** (Sept. 10) each won the award.

### MEDIA AWARDS

For the third consecutive year, members of the local media voted on end-of-season awards for the Nationals Player of the Year, Pitcher of the Year and 'Good Guy' Award.

- **Bryce Harper** was voted Nationals Player of the Year for the first time in the history of the award.
- **Max Scherzer** was named Pitcher of the Year for the third consecutive year.
- **Sean Doolittle** was given the 'Good Guy' Award, given to a player who is exceptionally accommodating to the media and involved in the community...**Ryan Zimmerman** brought home this award the previous two years.

### HISTORIC RUN

From April 29 through June 6, the Nationals went 25-9 (.735) and outscored their opponents 147-89 along the way...It was tied for the best 34-game stretch in the National League in 2018...Moreover, it was the best 34-game stretch in Nationals history since the 2005 Nationals went 27-7 (.794) from May 29-July 5 of that season.

### STREAKS ON STREAKS

The Washington Nationals had several notable streaks in 2018:

- **Anthony Rendon** (33 G), **Trea Turner** (24 G), **Juan Soto** (21 G) each posted on-base streaks of at least 21 games...The Nationals were joined by the Boston Red Sox, Cleveland Indians, Houston Astros and Philadelphia Phillies as the only teams in MLB to have three players with on-base streaks of at least 21 games in 2018...No club had more than three streaks.
- **Michael A. Taylor** and **Trea Turner** each posted team-best 13-game hitting streaks in 2018...The 13-game streaks were tied for the eighth longest in the National League.
- **Anthony Rendon** recorded three separate hitting streaks of at least 10 games in 2018, tied for the most in the National League and the second-most in Major League Baseball...Only KCR **Whit Merrifield** (4) and HOU **Yuli Gurriel** (4) had more 10-game hitting streaks this season.

### EVERYDAY TREA

**Trea Turner** became the second player in Nationals history (2005-pres.) to play in all 162 games, joining **Ryan Zimmerman** - who started all 162 in 2007...Turner started 158 games, tied with **Ian Desmond** (2013) and **Alfonso Soriano** (2006) for the second-most starts in a season behind Zimmerman's 162 in 2007.

- Turner's 158 starts in 2018 were tied for fifth in Major League Baseball behind ATL **Nick Markakis** (162), SDP **Freddy Galvis** (162), BAL/LAD **Manny Machado** (161) and ATL **Freddie Freeman** (160).
- He was one of seven players in MLB to play in all 162 games, joining OAK **Matt Olson**, ATL **Nick Markakis**, BAL/LAD **Manny Machado**, SDP **Freddy Galvis**, ATL **Freddie Freeman** and LAD **Cody Bellinger**.
- Turner ranked among National League hitters in stolen bases (1st, 43), runs scored (T6th, 103) and hits (7th, 180).

2018 IN REVIEW

2018 RECORD WHEN...

2018 RECORD / BATTING ORDER & STARTING POSITION

PLAYER	STARTS	BATTING ORDER									
		BAT 1	BAT 2	BAT 3	BAT 4	BAT 5	BAT 6	BAT 7	BAT 8	BAT 9	
Adams, Matt	59			4-1	18-5	9-10	6-4	0-2			
Bautista, Rafael	1							0-1			
Cole, A.J.	2								0-2		
Difo, Wilmer	104		2-2					22-25	17-13	15-8	
Eaton, Adam	76	35-38					1-0	0-1		0-1	
Fedde, Erick	11								0-2	2-6	
Gonzalez, Gio	27								2-1	8-13	
Goodwin, Brian	9	1-1				0-1	1-1	1-3			
Harper, Bryce	155	9-3	15-11	44-46	11-14	0-2					
Hellickson, Jeremy	19								6-0	4-8	
Kendrick, Howie	37		3-6	1-0	3-2	12-8	0-2				
Kieboom, Spencer	39							1-2	14-19	2-1	
McGowin, Kyle	1									1-0	
Milone, Tommy	4									2-2	
Montero, Miguel	3							1-1	0-1		
Murphy, Daniel	49				0-2	5-11	6-13	7-5			
Rendon, Anthony	135		9-12	31-27	27-29						
Reynolds, Mark	42				5-5	6-4	8-12	1-2			
Reynolds, Matt	1								1-0		
Roark, Tanner	30								4-4	9-11	
Robles, Victor	12	3-7				1-0	1-0				
Rodriguez, Jefry	8									5-3	
Ross, Joe	3									0-3	
Sanchez, Adrian	13						1-1	2-5	3-1		
Scherzer, Max	33								4-1	17-8	
Severino, Pedro	56					2-0	1-1	5-6	15-21	2-3	
Sierra, Moises	11					2-3	0-2	2-2			
Soto, Juan	112	1-0	9-12	2-5	2-6	36-31	5-1	1-1			
Stevenson, Andrew	10					1-1	4-0	1-1		1-1	
Strasburg, Stephen	22								2-3	11-6	
Taylor, Michael A.	87	0-1				3-3	21-18	18-14	2-2	2-3	
Turner, Trea	158	33-30	42-36			1-2	4-7	1-2			
Voth, Austin	2									1-1	
Wieters, Matt	64					2-0	6-7	19-6	12-12		
Zimmerman, Ryan	72		2-1	0-1	16-17	2-4	17-11	0-1			

NOTE: Records include only starts with Washington

PLAYER	STARTS	STARTING POSITION									
		P	C	1B	2B	3B	SS	LF	CF	RF	DH
Adams, Matt	59			26-18				8-4			3-0
Bautista, Rafael	1								0-1		
Cole, A.J.	2	0-2									
Difo, Wilmer	104				45-39	10-6	1-3				
Eaton, Adam	76							3-6		33-31	0-3
Fedde, Erick	11	3-8									
Gonzalez, Gio	27	11-16									
Goodwin, Brian	9							2-2	1-2	0-2	
Harper, Bryce	155								30-29	29-46	0-1
Hellickson, Jeremy	19	11-8									
Kendrick, Howie	37				17-15			2-3			
Kieboom, Spencer	39		17-22								
McGowin, Kyle	1	1-0									
Milone, Tommy	4	2-2									
Montero, Miguel	3		1-2								
Murphy, Daniel	49			2-8	15-21						1-2
Rendon, Anthony	135						67-68				
Reynolds, Mark	42			17-19			3-3				
Reynolds, Matt	1						1-0				
Roark, Tanner	30	13-17									
Robles, Victor	12							1-1	4-6		
Rodriguez, Jefry	8	5-3									
Ross, Joe	3	0-3									
Sanchez, Adrian	13				5-5	1-2					
Scherzer, Max	33	22-11									
Severino, Pedro	56		25-31								
Sierra, Moises	11							4-6		0-1	
Soto, Juan	112							55-56			
Stevenson, Andrew	10							6-2	1-1		
Strasburg, Stephen	22	13-9									
Taylor, Michael A.	87								46-41		
Turner, Trea	158						81-77				
Voth, Austin	2	1-1									
Wieters, Matt	64		39-25								
Zimmerman, Ryan	72			37-35							

NOTE: Records include only starts with Washington

Leading after 6..... 63-8  
 Tied after 6..... 7-14  
 Trailing after 6..... 12-58

Leading after 7..... 67-6  
 Tied after 7..... 5-8  
 Trailing after 7..... 10-66

Leading after 8..... 71-2  
 Tied after 8..... 5-11  
 Trailing after 8..... 5-67

Extra innings:..... 4-10

Scoring first..... 63-26  
 Opponent scores first..... 19-54  
 Shutouts..... 7-15

Scoring fewer than 3..... 14-55  
 Scoring 3 or more..... 75-37  
 Scoring 5 or more..... 61-16

Series opener..... 27-25  
 Series finale..... 24-28

Home series W-L-T..... 11-10-3  
 Road series W-L-T..... 11-16-3  
 Total series W-L-T..... 22-26-6

Home series sweeps..... 4-3  
 Road series sweeps..... 6-4  
 Total series sweeps..... 10-7

At home..... 41-40  
 On the road..... 41-40

After day off..... 8-10

One-run games..... 18-24  
 Two-run games..... 21-22

Opp. at or above .500..... 44-48  
 Opp. below .500..... 38-32

Come-from-behind wins..... 26  
 Last at-bat W-L..... 13-18  
 Walk-off W-L..... 5-6

Facing left-handed SP..... 17-28  
 Facing right-handed SP..... 65-52

Day games..... 33-31  
 Night games..... 49-49

March/April..... 13-16  
 May..... 20-7  
 June..... 9-16  
 July..... 11-14  
 August..... 14-15  
 Sept./Oct..... 15-12

Pre All-Star break..... 48-48  
 Post All-Star break..... 34-32

Wearing...  
 Home whites..... 12-15  
 Road greys..... 31-29  
 Red alternates..... 15-15  
 Blue alternates..... 8-2  
 Blue stars/stripes..... 4-6  
 White stars/stripes..... 13-12

When homering..... 66-42  
 When playing error free..... 52-54  
 When SP goes 6.0+ IP..... 51-34  
 When SP goes 7.0+ IP..... 30-13  
 When SP goes 8.0+ IP..... 7-0

vs. NL East..... 41-35  
 vs. NL Central..... 18-16  
 vs. NL West..... 14-18  
 vs. AL East..... 9-11



2018 HOME RUN LOG

2018 HOME RUN BREAKDOWN

PLAYER	Solo	2-Run	3-Run	Slam	Home	Road	Total
Matt Adams	10	5	3		11	7	18
A.J. Cole	1					1	1
Wilmer Difo	6	1			5	2	7
Adam Eaton	2	2	1		1	4	5
Brian Goodwin	2			1	1	2	3
Bryce Harper	22	8	4		17	17	34
Howie Kendrick	3	1			3	1	4
Spencer Kieboom	2				1	1	2
Daniel Murphy	3	2	1		3	3	6
Anthony Rendon	12	9	3		10	14	24
Mark Reynolds	7	3	2	1	7	6	13
Victor Robles	2		1		2	1	3
Pedro Severino	1				2		2
Juan Soto	12	7	3		6	16	22
Andrew Stevenson		1			1		1
Michael A. Taylor	3	2	1		2	4	6
Trea Turner	9	9		1	10	9	19
Matt Wieters	7		1		7	1	8
Ryan Zimmerman	6	5	2		7	6	13
Team Totals	110	55	23	3	96	95	191

**BACK-TO-BACK HOMERS (4)**

- J. Soto/M. Reynolds .....6/29 at PHI (9th inn.)
- B. Harper/R. Zimmerman ..... 8/7 vs. ATL (4th inn.)
- A. Stevenson/W.Difo ..... 8/21 vs. PHI (6th inn.)
- A. Rendon/ J. Soto .....9/24 vs. MIA (4th inn.)

**GRAND SLAMS (3)**

- Brian Goodwin ..... 3/31 at CIN (Quackenbush)
- Trea Turner ..... 7/5 vs. MIA (Conley)
- Mark Reynolds ..... 8/26 at NYM (Oswalt)

**LEADOFF HOMERS (3)**

- Bryce Harper ..... 5/2 vs. PIT (Nova)
- Bryce Harper ..... 5/4 vs. PHI (Pivetta)
- Trea Turner ..... 5/11 at ARI (Koch)

**MULTI-HOMER GAMES (15)**

- Bryce Harper (2) ..... 4/1 at CIN
- Ryan Zimmerman (2) ..... 4/18 at NYM
- Matt Adams (2) ..... 5/1 vs. PIT
- Bryce Harper (2) ..... 5/4 vs. PHI
- Matt Adams (2) ..... 5/7 at SDP
- Mark Reynolds (2) ..... 5/13 at ARI
- Mark Reynolds (2) ..... 5/21 vs. SDP
- Juan Soto (2) ..... 6/13 at NYM
- Juan Soto (2) ..... 6/29 at PHI
- Trea Turner (2) ..... 7/5 vs. MIA
- Mark Reynolds (2) ..... 7/8 vs. MIA
- Anthony Rendon (2) ..... 7/13 at NYM
- Daniel Murphy (2) ..... 7/21 vs. NYM
- Ryan Zimmerman (2) ..... 8/11 at CHI
- Juan Soto (2) ..... 9/11 at PHI

**PINCH-HIT HOMERS (5)**

- Juan Soto ..... 5/15 vs. NYM (Green)
- Mark Reynolds ..... 7/7 vs. MIA (Barraclough)
- Mark Reynolds ..... 7/31 vs. NYM (Reyes)
- Andrew Stevenson ..... 8/21 vs. PHI (Arano)
- Mark Reynolds ..... 8/26 at NYM (Oswalt)

**PITCHER HOMERS (1)**

- A.J. Cole ..... 4/3 at ATL (Teheran)

**WALK-OFF HOMERS (2)**

- Mark Reynolds ..... 7/7 vs. MIA (Barraclough)
- Ryan Zimmerman ..... 8/22 vs. PHI (Dominguez)

**EXTRA-INNING HOMERS (1)**

- Juan Soto (T10th) ..... 9/11 at PHI (Ross)



## 2018 IN REVIEW

## 2018 HIGHS AND LOWS

## TEAM BATTING

Most runs, game.....	25	July 31 vs. NYM
Most runs, inning.....	8	Aug. 26 at NYM (8th. Inn.)
Most hits (9-inning game).....	26	July 31 vs. NYM
Most hits (extra-inning game).....	13	April 8 vs. NYM
Most doubles, game.....	5	4x; Sept. 5 vs. STL, Aug. 4 vs. CIN, July 31 vs. NYM, July 26 at MIA
Most home runs, game.....	7	June 29 at PHI
Most extra-base hits, game.....	12	July 31 vs. NYM
Most total bases, game.....	50	July 31 vs. NYM
Most walks (9-inning game).....	14	Sept. 15 at ATL
Most walks (extra-inning game).....	10	Sept. 3 vs. STL
Most strikeouts (9-inning game).....	15	June 18 vs. NYY
Most strikeouts (extra-inning game).....	18	June 2 at ATL (14.0 Inn.)
Most runners left on base (9-inning game).....	14	Sept. 18 at MIA
Most runners left on base (extra-inning game).....	15	Sept. 3 vs. STL (10.0 Inn.)
Fewest hits, game.....	2	6x; Last: Aug. 19 vs. MIA

## INDIVIDUAL BATTING

Most hits, game.....	5	3x; Last: Mark Reynolds (7/7 vs. MIA)
Most runs, game.....	4	4x; Last: Bryce Harper (7/7 vs. MIA)
Most doubles, game.....	3	2x; Zimmerman (8/28 vs. PHI), Harper (6/24 vs. PHI)
Most home runs, game.....	2	15x; Last: Juan Soto (9/11 at PHI)
Most extra-base hits, game.....	3	8x; Last: Juan Soto (9/11 at PHI)
Most RBI, game.....	10	Mark Reynolds (7/7 vs. MIA)
Most stolen bases, game.....	4	Michael A. Taylor (6/17 at TOR)
Most strikeouts, game.....	5	Trea Turner (6/2 at ATL, 14.0 Inn.)
Most walks, game.....	5	Bryce Harper (9/18 at MIA)
Most total bases, game.....	12	Mark Reynolds (7/7 vs. MIA)
Longest hitting streak.....	13 games	Michael A. Taylor (6/2-22) and Trea Turner (5/19-6/1)

## TEAM PITCHING

Most strikeouts (9-inning game).....	18	May 6 vs. PHI
Most strikeouts (extra-inning game).....	19	Sept. 20 vs. NYM (12.0 Inn.)
Most walks (9-inning game).....	11	Sept. 2 vs. MIL
Most walks (extra-inning game).....	7	April 11 vs. ATL (12.0 Inn.)
Most runs allowed, game.....	13	April 3 at ATL
Most runs allowed, inning.....	9	April 18 at NYM (8th Inn.)
Most hits allowed, game.....	22	July 8 vs. MIA
Most hits allowed (extra-inning game).....	13	Sept. 11 at PHI (10.0 Inn.)
Fewest hits allowed, game.....	1	Sept. 22 vs. NYM
Most home runs allowed, game.....	5	2x; Sept. 30 at COL, Sept. 4 vs. STL

## INDIVIDUAL PITCHING

Most innings pitched, starter.....	9.0	2x; Max Scherzer (9/8 vs. CHI and 4/9 vs. ATL)
Most innings pitched, reliever.....	4.2	2x; Jefry Rodriguez (9/15 at ATL and 6/3 at ATL)
Most strikeouts, starter.....	15	Max Scherzer (5/6 vs. PHI)
Most strikeouts, reliever.....	5	2x; Justin Miller (6/2 at ATL), Sammy Solis (4/8 vs. NYM)
Longest winning streak.....	9 games	Max Scherzer (4/9-6/5)
Longest losing streak.....	6 games	2x; Tanner Roark (6/12-7/13) Gio Gonzalez (6/15-8/4)
Most consecutive scoreless innings, starter.....	20.0	Max Scherzer (8/7-8/23)
Most consecutive scoreless innings, reliever.....	13.0	Brandon Kintzler (4/11-5/4)
Most earned runs allowed.....	10	A.J. Cole (4/3 at ATL)
Most hits allowed.....	10	9x; Last: Tanner Roark (9/11 at PHI)
Most walks allowed.....	7	Jefry Rodriguez (9/2 vs. MIL)
Most home runs allowed.....	3	6x; Last: Joe Ross (9/28 at COL)

## MISCELLANEOUS TEAM

Longest winning streak.....	6 games	2x; May 25-30 and April 29-May 4
Longest losing streak.....	5 games	2x; June 30-July 4 and April 3 to April 8
Longest game, innings.....	14	June 2 at ATL
Longest game, time (9-inning game).....	4:14	Sept. 23 vs. NYM
Longest game, time (extra-inning game).....	4:28	July 1 at PHI (13.0 Inn.)
Shortest game, time.....	2:16	June 5 vs. TBR
Largest crowd, Nationals Park.....	42,723	June 18 vs. NYY
Smallest crowd, Nationals Park.....	19,357	April 10 vs. ATL
Largest winning margin.....	21 runs	July 31 vs. NYM (W, 25-4)
Largest losing margin.....	12 runs	Sept. 30 at COL (L, 0-12)
Largest deficit overcome to win.....	9 runs	July 5 vs. MIA (Behind, 9-0 after T4th, W 14-12)
Largest lead relinquished to lose.....	4 runs	2x; last: Sept. 17 at MIA (Ahead 4-0 after T5, lost 8-5)
Most double plays turned.....	4	July 6 vs. MIA
Most double plays hit into.....	3	4x; Last: Sept. 25 vs. MIA
Most errors.....	3	July 27 at MIA



## 2018-19 TRANSACTIONS

## DATE.....JANUARY 2018 | TRANSACTIONS

- 1/3.....Agreed to terms RHP Roman Mendez on a Minor League contract with an invitation to Major League Spring Training.  
 1/9.....Agreed to terms RHP Edwin Jackson on a Minor League contract with an invitation to Major League Spring Training.  
 1/18.....Agreed to terms on a two-year contract with INF/OF Howie Kendrick.  
 1/29....Agreed to terms with INF Reid Brignac on a Minor League contract with an invitation to Major League Spring Training.

## DATE.....FEBRUARY 2018 | TRANSACTIONS

- 2/4.....Agreed to terms with C Miguel Montero on a Minor League contract with an invitation to Major League Spring Training.  
 2/12....Acquired INF Matt Reynolds from the New York Mets in exchange for cash considerations.  
 2/21....Agreed to terms on a one-year contract with RHP Joaquin Benoit.

## DATE.....MARCH 2018 | TRANSACTIONS

- 3/1.....Agreed to terms with all pre-arbitration (0-3 years) players on the 40 man roster: RHP Austin L. Adams, OF Rafael Bautista, RHP A.J. Cole, INF Wilmer Difo, RHP Erick Fedde, RHP Koda Glover, OF Brian Goodwin, RHP Trevor Gott, LHP Matt Grace, RHP Kelvin Gutierrez, 1B José Marmolejos, C Raudy Read, INF Matt Reynolds, OF Victor Robles, RHP Jefry Rodriguez, LHP Enny Romero, RHP Joe Ross, INF Adrian Sanchez, C Pedro Severino, LHP Sammy Solis, OF Andrew Stevenson, RHP Wander Suero, SS Trea Turner and RHP Austin Voth.  
 3/8.....Optioned RHP Austin Voth to Triple-A Syracuse...Re-assigned RHP Jimmy Cordero, RHP Brady Dragmire, RHP David Goforth, RHP Roman Mendez, RHP Cesar Vargas, C Taylor Gushue, and INF Osvaldo Abreu to Minor League camp.  
 3/9.....Optioned RHP Jefry Rodriguez and INF Kelvin Gutierrez to Double-A Harrisburg.  
 3/13....Optioned RHP Wander Suero, OF Rafael Bautista, 1B Jose Marmolejos to Triple-A Syracuse and re-assigned LHP Bryan Harper, RHP Jaron Long, C Jhonatan Solano to minor league camp.  
 3/20....Optioned OF Victor Robles to Triple-A Syracuse and reassigned LHP Ismael Guillon to minor league camp.  
 3/22....Optioned RHP Erick Fedde to Triple-A Syracuse.  
 3/24....Optioned Austin Adams, Pedro Severino and Andrew Stevenson to Triple-A Syracuse; Reassigned Tim Collins, Chris Dominguez, Edwin Jackson, Spencer Kieboom, Tommy Milone, Moises Sierra and Christopher Smith to Minor League camp; and Released Reid Brignac and Ryan Raburn.  
 3/25....Optioned INF/OF Matt Reynolds and INF Adrian Sanchez to Triple-A Syracuse.  
 3/27....Selected the contract of C Miguel Montero...Placed RHP Koda Glover on the 60-day disabled list (right shoulder tendinitis)...Placed 2B Daniel Murphy on the 10-day disabled list (right knee surgery)...Placed RHP Joaquin Benoit on the 10-day disabled list (right forearm strain).

## DATE.....APRIL 2018 | TRANSACTIONS

- 4/2.....Recalled C Pedro Severino from Triple-A Syracuse...Placed C Matt Wieters on the 10-day disabled list (mild left oblique strain).  
 4/7.....Recalled INF/OF Matt Reynolds from Triple-A Syracuse...Selected the contract of C Jhonatan Solano from Triple-A Syracuse...Placed C Miguel Montero on the paternity list...Designated LHP Enny Romero for assignment.  
 4/10....Reinstated C Miguel Montero from the paternity list...Placed C Jhonatan Solano on the 10-day disabled list retroactive to April 7 (bone chips in his right elbow).  
 4/11....Recalled from rehab and reinstated C Matt Wieters from the 10-day disabled...Selected the contract of OF Moisés Sierra...Placed OF Adam Eaton on the 10-day disabled list (retroactive to April 9) with a bone bruise to his left ankle...Designated C Miguel Montero for assignment.  
 4/16....Selected the contract of RHP Jeremy Hellickson...Placed C Jhonatan Solano on the 60-day disabled list (bone chips in right elbow)...Optioned RHP Trevor Gott to Triple-A Syracuse.  
 4/17....Recalled OF Andrew Stevenson...Placed OF Brian Goodwin on the 10-day disabled list (left wrist contusion).  
 4/20....Selected the contract of RHP Carlos Torres...Designated RHP A.J. Cole for assignment.  
 4/21....Recalled RHP Trevor Gott...Placed LHP Matt Grace on the 10-day disabled list (left groin strain).  
 4/22....Recalled RHP Austin L. Adams...Placed 3B Anthony Rendon on the 10-day disabled list (toe contusion) retroactive to April 19.  
 4/24....Recalled OF Rafael Bautista and INF Adrian Sanchez from Triple-A Syracuse...Optioned INF/OF Matt Reynolds to Triple-A Syracuse...Placed RHP Shawn Kelley on the 10-day disabled list (right elbow irritation).  
 4/29....Recalled RHP Austin Voth from Triple-A Syracuse...Optioned RHP Austin L. Adams to Triple-A Syracuse.  
 4/30....Recalled RHP Wander Suero from Triple-A Syracuse...Optioned RHP Austin Voth to Triple-A Syracuse.

## DATE.....MAY 2018 | TRANSACTIONS

- 5/5.....Reinstated 3B Anthony Rendon from the 10-day disabled list...Optioned INF Adrian Sanchez to Triple-A Syracuse.  
 5/7.....Reinstated RHP Shawn Kelley from the 10-day disabled list...Optioned OF Rafael Bautista to Triple-A Syracuse.  
 5/11....Selected the contract of C Spencer Kieboom...Placed C Matt Wieters on the 10-day disabled list (left hamstring strain)...Transferred OF Adam Eaton to the 60-day disabled list.  
 5/12....Selected the contract of INF Mark Reynolds...Placed 1B Ryan Zimmerman on the 10-day disabled list (right oblique strain)...Transferred RHP Joaquin Benoit to the 60-day disabled list.  
 5/19....Placed INF/OF Howie Kendrick on the 10-day disabled list (right achilles injury)...Recalled RHP Jefry Rodriguez from Double-A Harrisburg.  
 5/20....Selected the contract of OF Juan Soto...Optioned RHP Jefry Rodriguez to Double-A Harrisburg...Designated OF Moisés Sierra for assignment.  
 5/21....Selected the contract of LHP Tim Collins...Transferred INF/OF Howie Kendrick to the 60-day disabled list.  
 5/23....Recalled RHP Erick Fedde...Designated RHP Carlos Torres for assignment.  
 5/24....Optioned RHP Erick Fedde to Triple-A Syracuse  
 5/25....Selected the contract of RHP Justin Miller  
 5/31....Reinstated RHP Ryan Madson from the 10-day disabled list...Optioned RHP Trevor Gott to Triple-A Syracuse.

## 2018-19 TRANSACTIONS

## DATE.....JUNE 2018 | TRANSACTIONS

- 6/3.....Placed LHP Tim Collins on the paternity list...Recalled RHP Jefry Rodriguez from Double-A Harrisburg.  
 6/5.....Returned from rehab and reinstated LHP Matt Grace from the 10-day disabled list...Reinstated LHP Tim Collins from the paternity list...Placed RHP Jeremy Hellickson on the 10-day disabled list (right hamstring strain)...Optioned RHP Jefry Rodriguez to Double-A Harrisburg.  
 6/9.....Returned from rehab and reinstated OF Adam Eaton from the 60-day disabled list...Optioned RHP Wander Suero to Triple-A Syracuse...Unconditionally released OF Rafael Bautista.  
 6/10.....Recalled RHP Trevor Gott and RHP Wander Suero...Placed RHP Brandon Kintzler (right forearm flexor strain) and RHP Stephen Strasburg (right shoulder inflammation) on the 10-day disabled list.  
 6/12.....Returned from rehab and reinstated 2B Daniel Murphy from the 10-day disabled list...Optioned INF Adrian Sanchez to Triple-A Syracuse.  
 6/13.....Recalled RHP Erick Fedde from Triple-A Syracuse...Optioned RHP Trevor Gott to Triple-A Syracuse.  
 6/18.....Acquired right-handed pitcher Kelvin Herrera from the Kansas City Royals in exchange for infielder Kelvin Gutierrez, Minor League outfielder Blake Perkins and Minor League right-handed pitcher Yohanse Morel.  
 6/19.....Recalled right-handed pitcher Jefry Rodriguez from Double-A Harrisburg...Placed infielder Matt Adams on the 10-day disabled list (retroactive to June 16) with a fractured left index finger...Optioned right-handed pitcher Wander Suero to Triple-A Syracuse.  
 6/25.....Returned from rehab and reinstated RHP Brandon Kintzler from the 10-day disabled list...Optioned RHP Jefry Rodriguez to Triple-A Syracuse.  
 6/30.....Returned from rehab and reinstated RHP Jeremy Hellickson from the 10-day disabled list...Optioned LHP Sammy Solis...Reinstated C Raudy Read from the restricted list and optioned him to Triple-A Syracuse...Transferred 1B Ryan Zimmerman to the 60-day disabled list.

## DATE.....JULY 2018 | TRANSACTIONS

- 7/5.....Recalled RHP Jefry Rodriguez from Triple-A Syracuse...Placed RHP Erick Fedde on the 10-day disabled list with right shoulder inflammation.  
 7/10.....Recalled RHP Wander Suero and RHP Austin Voth from Triple-A Syracuse...Placed LHP Sean Doolittle on the 10-day disabled list with left toe inflammation...Optioned RHP Jefry Rodriguez to Triple-A Syracuse.  
 7/15.....Optioned RHP Trevor Gott to Triple-A Syracuse.  
 7/20.....Recalled RHP Stephen Strasburg and 1B Ryan Zimmerman...Optioned RHP Wander Suero to Triple-A Syracuse.  
 7/22.....Recalled LHP Sammy Solis from Triple-A Syracuse...Acquired Minor League RHP Jacob Condra-Bogan from the Kansas City Royals in exchange for OF Brian Goodwin...Returned from rehab and reinstated RHP Koda Glover from the 60-day disabled list and optioned him to Triple-A Syracuse.  
 7/25.....Placed RHP Stephen Strasburg on the 10-day disabled list (retroactive to July 22) with cervical nerve impingement.  
 7/26.....Selected the contract of LHP Tommy Milone and designated INF Jose Marmolejos for assignment...Placed 3B Anthony Rendon on the paternity list...Recalled INF Matt Reynolds from Triple-A Syracuse.  
 7/31.....Acquired RHP Jhon Romero from Chicago (NL) in exchange for RHP Brandon Kintzler...Activated 3B Anthony Rendon from the family medical leave list.

## DATE.....AUGUST 2018 | TRANSACTIONS

- 8/1.....Selected the contract of RHP Jimmy Cordero...Designated for assignment RHP Shawn Kelley.  
 8/4.....Recalled RHP Austin Voth from Triple-A Syracuse as the 26th-man for the doubleheader...Optioned RHP Austin Voth to Triple-A Syracuse following the game.  
 8/5.....Traded RHP Shawn Kelley along with cash considerations to the Oakland A's in exchange for international bonus slot value.  
 8/7.....Agreed to terms with RHP Greg Holland and optioned RHP Jimmy Cordero to Triple-A Syracuse...Recalled RHP Jefry Rodriguez from Triple-A Syracuse as the 26th-man for the doubleheader...Optioned RHP Jefry Rodriguez to Triple-A Syracuse following the game.  
 8/8.....Recalled RHP Koda Glover from Triple-A Syracuse and placed RHP Kelvin Herrera on the 10-day disabled list with right rotator cuff impingement.  
 8/14.....Recalled RHP Trevor Gott from Triple-A Syracuse and selected the contract of LHP Tim Collins...Placed RHP Ryan Madson on 10-day disabled list with lumbar nerve root irritation and optioned LHP Sammy Solis to Triple-A Syracuse...Transferred RHP Erick Fedde to the 60-day disabled list.  
 8/18.....Recalled RHP Jimmy Cordero and RHP Jefry Rodriguez from Triple-A Syracuse...Optioned RHP Trevor Gott to Triple-A Syracuse...Placed RHP Jeremy Hellickson on the 10-day disabled list (retroactive to Aug. 16) with a right wrist sprain.  
 8/21.....Acquired INF Andruw Monasterio and a player to be named later or cash considerations from the Chicago Cubs in exchange for 2B Daniel Murphy... Traded 1B Matt Adams to the St. Louis Cardinals in exchange for cash considerations...Recalled infielder Adrian Sanchez and outfielder Andrew Stevenson from Triple-A Syracuse... Returned RHP Kelvin Herrera from the 10-day disabled list...Placed LHP Tommy Milone on the 10-day disabled list (retro to Aug. 20) with left shoulder soreness.  
 8/22.....Reinstated RHP Stephen Strasburg from the 10-day disabled list...Optioned INF Adrian Sanchez to Triple-A Syracuse.  
 8/27.....Reinstated RHP Ryan Madson from the 10-day disabled list...Placed RHP Kelvin Herrera on the 10-day disabled list with a torn left Lisfranc ligament.  
 8/31.....Acquired RHP Andrew Iltis from the Los Angeles Dodgers in exchange for RHP Ryan Madson...Recalled LHP Sammy Solis from Triple-A Syracuse...Acquired C/1B KJ Harrison and INF Gilbert Lara from the Milwaukee Brewers in exchange for LHP Gio Gonzalez.

## DATE.....SEPTEMBER 2018 | TRANSACTIONS

- 9/1.....Recalled C Pedro Severino and selected RHP Austen Williams from Triple-A Syracuse.  
 9/4.....Recalled OF Victor Robles, INF Adrian Sanchez and RHP Austin Voth from Triple-A Syracuse...Returned from rehab and reinstated RHP Erick Fedde and RHP Joe Ross...Selected the contract of RHP Kyle McGowin from Triple-A Syracuse...Returned from rehab and reinstated LHP Tommy Milone and assigned his contract outright to Triple-A Syracuse.  
 9/7.....Reinstated LHP Sean Doolittle from the 10-day disabled list.  
 9/11.....Reinstated RHP Jeremy Hellickson from the 10-day disabled list.

## DATE.....OCTOBER 2018 | TRANSACTIONS

- 10/10.....Acquired RHP Kyle Barraclough from the Miami Marlins in exchange for international slot value.  
 10/29.....Exercised the 2019 club option on LHP Sean Doolittle.

## 2018-19 TRANSACTIONS

## DATE.....NOVEMBER 2018 | TRANSACTIONS

- 11/1....C Jhonatan Solano cleared outright waivers and his contract was assigned outright to Triple-A Fresno...He elected free agency.  
 11/3....Agreed to terms with RHP Trevor Rosenthal on a one-year contract with a conditional option for 2020.  
 11/19...Selected the contract of RHP James Bourque.  
 11/20...Agreed to terms with C Kurt Suzuki on a two-year contract.  
 11/26...Agreed to terms with RHP Henderson Alvarez on a Minor League contract with an invitation to Major League Spring Training.  
 11/30...Acquired Yan Gomes from the Cleveland Indians in exchange for RHP Jefry Rodriguez, OF Daniel Johnson and a Player to Be Named Later (INF Andruw Monasterio)...  
 Agreed to terms with LHP Sammy Solis on a one-year contract...Tendered contracts to arbitration-eligible players 3B Anthony Rendon, RHP Tanner Roark, OF Michael A. Taylor, SS Trea Turner, RHP Kyle Barraclough and RHP Joe Ross.

## DATE.....DECEMBER 2019 | TRANSACTIONS

- 12/7....Agreed to terms with LHP Patrick Corbin on a six-year contract.  
 12/12...Acquired RHP Tanner Rainey from the Cincinnati Reds in exchange for RHP Tanner Roark.  
 12/18...Agreed to terms with 1B Matt Adams on a one-year contract with a mutual option for 2020.  
 12/27...Agreed to terms with RHP Anibal Sánchez to a two year contract with a club option for 2021.

## DATE.... JANUARY 2019 | TRANSACTIONS

- 1/10... Agreed to a one-year contract with RHP Joe Ross, avoiding arbitration.  
 1/11... Agreed to one-year contracts with SS Trea Turner and 3B Anthony Rendon, avoiding arbitration.  
 1/13... Agreed to terms with 2B Brian Dozier on a one-year contract...Designated INF Matt Reynolds for assignment.

## DATE.... FEBRUARY 2019 | TRANSACTIONS

- 2/8..... Agreed to terms with RHP Jeremy Hellickson on a one-year contract...Designated RHP Trevor Gott for assignment.  
 2/12... Announced the signings of RHP Henderson Alvarez III, RHP Scott Copeland, RHP J.J. Hoover, LHP Vidal Nuño, INF/OF Brandon Snyder, INF Jacob Wilson and OF Hunter Jones to Minor League contracts with invitations to 2019 Spring Training.  
 2/13... Traded RHP Trevor Gott to the San Francisco Giants in exchange for cash considerations.

## DATE.... MARCH 2019 | TRANSACTIONS

- 3/8..... Optioned RHP James Bourque and C Raudy Read to Triple-A Fresno...Re-assigned RHP Ronald Peña, C Tres Barrera, RHP Wil Crowe, 1B José Marmolejos and OF Chuck Taylor to Minor League camp.  
 3/9..... Unconditionally released LHP Sammy Solis.

## 2018 FINAL MAJOR LEAGUE BASEBALL STANDINGS

## NATIONAL LEAGUE

NL EAST	WON	LOST	PCT.	GB	LAST 10	STREAK	HOME	ROAD	vs.EAST	vs.CENT	vs.WEST	vs.AL
*ATLANTA	90	72	.556	-	4-6	LOST 2	43-38	47-34	49 27	18-14	15-19	8-12
WASHINGTON	82	80	.506	-8.0	5-5	LOST 1	41-40	41-40	41 35	18-16	14-18	9-11
PHILADELPHIA	80	82	.494	-10.0	2-8	WON 2	49-32	31-50	34 42	19-14	15-18	12- 8
NEW YORK	77	85	.475	-13.0	7-3	WON 2	37-44	40-41	40 36	13-20	16-17	8-12
MIAMI	63	98	.391	-26.5	4-6	LOST 2	38 43	25-55	26 50	13-19	15-18	9-11

NL CENTRAL	WON	LOST	PCT.	GB	LAST 10	STREAK	HOME	ROAD	vs.EAST	vs.CENT	vs.WEST	vs.AL
*MILWAUKEE	96	67	.589	-	9-1	WON 8	51 30	45-37	20 13	40-37	23-10	13- 7
yCHICAGO	95	68	.583	-1.0	6-4	LOST 1	51-31	44-37	22 11	41-36	19-14	13- 7
ST. LOUIS	88	74	.543	-7.5	4-6	LOST 1	43-38	45-36	16 16	41-35	20-14	11- 9
PITTSBURGH	82	79	.509	-13.0	5-5	WON 1	44-36	38-43	12 20	43-33	12-21	15- 5
CINCINNATI	67	95	.414	-28.5	2-8	LOST 1	37 44	30-51	13 21	26-50	18-14	10-10

NL WEST	WON	LOST	PCT.	GB	LAST 10	STREAK	HOME	ROAD	vs.EAST	vs.CENT	vs.WEST	vs.AL
*LOS ANGELES	92	71	.564	-	7-3	WON 4	45 37	47-34	19 13	16-18	45-32	12- 8
yCOLORADO	91	72	.558	-1.0	8-2	LOST 1	47-34	44-38	23 11	14-18	41-36	13- 7
ARIZONA	82	80	.506	-9.5	4-6	LOST 1	40-41	42-39	17 17	16-16	39-37	10-10
SAN FRANCISCO	73	89	.451	-18.5	1-9	LOST 4	42 39	31-50	16 17	11-22	38-38	8-12
SAN DIEGO	66	96	.407	-25.5	6-4	WON 1	31-50	35-46	15 17	16-18	28-48	7-13

## AMERICAN LEAGUE

AL EAST	WON	LOST	PCT.	GB	LAST 10	STREAK	HOME	ROAD	vs.EAST	vs.CENT	vs.WEST	vs.NL
*BOSTON	108	54	.667	-	5-5	WON 1	57 24	51-30	52 24	19-14	21-12	16- 4
yNEW YORK	100	62	.617	-8.0	7-3	LOST 1	53-28	47-34	44 32	23-11	22-10	11- 9
TAMPA BAY	90	72	.556	-18.0	5-5	WON 2	51-30	39-42	41 35	21-11	21-13	7-13
TORONTO	73	89	.451	-35.0	4-6	LOST 2	40 41	33-48	30 46	18-15	12-21	13- 7
BALTIMORE	47	115	.290	-61.0	3-7	WON 1	28-53	19-62	23 53	10-23	7-26	7-13

AL CENTRAL	WON	LOST	PCT.	GB	LAST 10	STREAK	HOME	ROAD	vs.EAST	vs.CENT	vs.WEST	vs.NL
*CLEVELAND	91	71	.562	-	6-4	WON 1	49 32	42-39	16 18	49-27	14-18	12- 8
MINNESOTA	78	84	.481	-13.0	7-3	WON 6	49-32	29-52	18 16	42-34	10-22	8-12
DETROIT	64	98	.395	-27.0	3-7	LOST 5	38 43	26-55	15 17	33-43	10-24	7-14
CHICAGO	62	100	.383	-29.0	2-8	LOST 5	30 51	32-49	16 16	30-46	10-24	7-14
KANSAS CITY	58	104	.358	-33.0	6-4	LOST 1	32 49	26-55	9 24	36-40	7-26	7-14

AL WEST	WON	LOST	PCT.	GB	LAST 10	STREAK	HOME	ROAD	vs.EAST	vs.CENT	vs.WEST	vs.NL
*HOUSTON	103	59	.636	-	8-2	LOST 1	46-35	57-24	19 15	25- 7	46-30	13- 7
yOAKLAND	97	65	.599	-6.0	6-4	LOST 1	50-31	47-34	21 11	26- 8	38-38	12- 8
SEATTLE	89	73	.549	-14.0	5-5	WON 3	45-36	44-37	19 15	23- 9	41-35	7-14
LOS ANGELES	80	82	.494	-23.0	5-5	WON 1	42-39	38-43	11 21	22-12	37-39	10-10
TEXAS	67	95	.414	-36.0	3-7	LOST 3	34 47	33-48	12 21	18-15	28-48	9-11

\* - Clinched Division title

y - Clinched Postseason berth

## 2018 NATIONAL LEAGUE WILD CARD STANDINGS

CLUB	W	L	PCT	GB
zCHICAGO	95	68	.583	—
zCOLORADO	91	72	.558	—
ST. LOUIS	88	74	.543	-2.5
PITTSBURGH	82	79	.509	-8.0
ARIZONA	82	80	.506	-8.5
WASHINGTON	82	80	.506	-8.5

z - Clinched wild card

## 2018 AMERICAN LEAGUE WILD CARD STANDINGS

CLUB	W	L	PCT	GB
zNEW YORK	100	62	.617	—
zOAKLAND	97	65	.599	—
TAMPA BAY	90	72	.556	7.0
SEATTLE	89	73	.549	8.0

z - Clinched wild card



# HISTORY AND RECORDS



*Griffith Stadium, located in Northwest D.C., was the home of the American League Washington Senators from 1911-1961. It was host to World Series Games in 1924, 1925 and 1933 as well as two Major League Baseball All-Star Games (1937, 1956). It also served as the home of the Homestead Grays of the Negro League during the 1940s. In 1965, Griffith Stadium was demolished to build the Howard University Hospital. (Photo, taken circa 1960, is courtesy of the National Baseball Hall of Fame and Museum in Cooperstown, New York.)*



## HISTORY & RECORDS

### BASEBALL RETURNS TO THE NATION'S CAPITAL - 2004

On Wednesday, Sept. 29, 2004, Major League Baseball selected the Washington, D.C. proposal as its choice for relocation of the Montreal Expos. Commissioner Allan H. (Bud) Selig made the announcement. Relocation of the club was subject to certain contingencies, including a formal vote of ownership at the next owners' meeting in November and passage of legislation by the District of Columbia Council to provide for financing and construction of a ballpark on the Anacostia River waterfront in Southeast Washington. MLB also provided the United States District Court for the Southern District of Florida the required notice of MLB's intent to move forward with relocating the team.

The D.C. agreement also included financing for the refurbishing of RFK Stadium, where the Washington, D.C. franchise played through the 2007 campaign.

"Washington, D.C., as our nation's capital, is one of the world's most important cities and Major League Baseball is gratified at the skill and perseverance shown by (then) Mayor Anthony Williams throughout this long process," Selig said. "There has been tremendous growth in the Washington, D.C. area over the last 33 years and we in Major League Baseball believe that baseball will be welcomed there and will be a great success."

Selig also said: "I would like to thank the representatives who worked on behalf of Northern Virginia, Norfolk, Va., Las Vegas, Nev., Portland, Ore., Monterrey, Mexico and others for devoting so much time and energy in their attempts to bring a Major League Baseball team to their communities."

At the time, Washington, D.C. was the largest market in the country in terms of population (5.4 million) and television market size (eighth) without a Major League Baseball team.

Even though Washington, D.C. baseball has a long history with the American League, the team plays in the National League East Division, which in fact marks a return to its baseball roots. The first Washington, D.C. franchise joined the National League in 1886 and was part of the NL, except for a two-year hiatus in 1890-91, until the National League contracted Washington and three other franchises in 1900.

But a year later, Ban Johnson organized the American League and included Washington, D.C. as one of its charter franchises. Although the original Senators were mostly mediocre throughout their history, they fielded one of the game's greatest all-time pitchers, Walter "Big Train" Johnson, and made three trips to the World Series, winning it in 1924 in a seven-game series against the New York Giants. In 1925, the Senators lost in seven games to Pittsburgh and lost in five games to the Giants in 1933.

The second incarnation of the Senators came in 1961 in the form of an expansion team. Like its predecessor, the Senators often finished in the second division and had only one winning season in their 11-year history. The Senators moved after the 1971 season and Washington, D.C. was without Major League Baseball until 2005.

### THE HISTORY OF BASEBALL IN WASHINGTON, D.C.

When the first professional baseball games were played in the nation's capital, the enduring symbol of freedom in America - the Statue of Liberty - was still two years away from being dedicated. There were 38 states in the Union and what would become the State of Oklahoma had yet to be settled. More than seven decades had passed since Washington, D.C. became the capital of the United States and baseball was quickly evolving into the National Pastime.

A Washington team was admitted to the National League in 1885 and played during the League's 10th professional season in 1886. Washington played 12 years in the National League - 1886-89 and 1892-99 - but was part of a four-team contraction in 1900 as the National League went from 12 franchises to eight.

Later that same year, former Western League president Ban Johnson was organizing a second Major League to compete with the National League and announced plans to include a franchise in the nation's capital. The new league was called the American League and began play in 1901.

This Washington franchise was awarded to James Manning and Detroit businessman Fred Postal. Manning retired later that year and Tom Loftis replaced him as the club's primary executive. The Senators finished in sixth place in 1901 with a 61-72 mark and would eventually be sold to an ownership group including Thomas C. Noyes, Benjamin Minor and Harry Rapley, among others.

The first of two individual tragedies struck the organization in only its third season as the Senators lost a key figure when future Hall of Fame outfielder Ed Delahanty was tragically killed in July 1903, when he was swept over Niagara Falls. Delahanty was the reigning American League batting champion and his sudden death took its toll on the team as the Senators finished the campaign with a 43-94 mark.

Effective for the 1905 campaign, the team name was changed to Nationals. Newspaper accounts used the names Senators and Nationals interchangeably for the next five decades.

While it took 12 years before the Nationals finished a season with a winning record, the signing of 20 year-old pitcher Walter Johnson in 1907 would signify a key moment in the franchise's history. Under first-year manager Clark Griffith, the 1912 Washington club posted a 91-61 mark and ended up in second place, 14 games behind the eventual World Champion Boston Red Sox.

Johnson appeared in a remarkable 50 games that year - 37 as a starter - and went 33-12 with a league-leading 1.39 ERA and 303 strikeouts. The following year he was even better as he led the Nationals to their second consecutive 90-win season. The "Big Train" went 36-7 with 11 shutouts and a 1.14 ERA, which still stands today as one of the lowest ERAs by a starting pitcher in a single season.

In 1912, 40 year-old team president Thomas C. Noyes fell ill to pneumonia and eventually succumbed to the disease. Noyes had been instrumental in the franchise's improvements since he took over and was replaced as team president by Minor, a prominent Washington attorney. Minor, unable to devote the necessary time to the club, subsequently sold the controlling interest to Griffith and Philadelphia businessman William Richardson in 1919.

Following a 75-78 season in 1923, Griffith made a controversial decision by appointing 27-year-old second baseman Stanley "Bucky" Harris as field manager. Harris was the fifth manager in the previous five seasons for the Nationals, but he guided one of the great reversals in baseball history as the Nationals won more games in 1924 than ever before, 92, and captured their first American League pennant.

In the 1924 World Series, the Nationals took on famed manager John McGraw and the New York Giants. The Series was one of the closest in history as four games were decided by a single run, including the deciding Game Seven. On the strength of Walter Johnson's four innings of relief pitching - on two days' rest - and the series-clinching hit by Earl McNeely in the bottom of the 12th inning, the Nationals won their first and only World Series Championship.

United States President Calvin Coolidge, who threw out the ceremonial first pitch on three occasions during the series, paid tribute to the hometown victors immediately following the triumph:

*"I have only the heartiest praise to bestow upon the individual players of both teams. Naturally, in Washington, we were pleased to see Walter Johnson finish the final game, pitching for our home team. Everybody was pleased to see him come back at the close of the last game. The three contests I witnessed maintained throughout a high degree of skill, and every evidence of high-class sportsmanship which will bring to every observer an increased respect and confidence in our national game."*

The following year, Harris once again led the Nationals to a record regular season finish as they posted 96 wins and clinched a second-straight American League pennant. Their second trip to the World Series was just as close, but this time they came up short in a seven-game series to the Pittsburgh Pirates. The Senators had a 7-6 lead entering the bottom of the eighth in Game Seven, but could not hold it as the Pirates scored three runs in the inning off Johnson and held on to clinch the series victory.

Johnson concluded his amazing 21-year playing career with the Nationals in 1927 with career totals of 417-279, a 2.36 ERA, 3,508 strikeouts and a big league-record 110 shutouts. He was among the first class of inductees into the Baseball Hall of Fame in Cooperstown, NY, in 1936.

The "Big Train" was not gone from the Washington scene long, as Griffith brought him back to replace Harris as the Nationals' manager in 1929. Despite posting three straight 90-win seasons, Johnson was removed from his post after the 1932 season and replaced by Joe Cronin, the team's 26-year-old shortstop.

Cronin's first season with the Nationals produced the franchise's best regular season mark ever at 99-53 and its third American League pennant. Washington again faced the New York Giants in the Fall Classic but fell in five games to a team led by the pitching of Carl Hubbell (20 IP, 0 ER) and the hitting of Mel Ott, who clinched the series for New York with a 10th-inning homer in Game Five.

The Nationals franchise then fell on hard times. Washington won just 66 games in '34 and the team posted only two more winning seasons over the next 25 years. The team name was officially changed to Senators for the '56 campaign.

Calvin Griffith, who became team president after his father's death in 1955, was granted permission to seek relocation in Sept. 1960, and an announcement was made in Oct. 1960 that the Senators were moving to Minneapolis, Minn.

At that time, the American League announced plans to expand by two teams for the 1961 season. One team would be located in Los Angeles and the other in Washington, D.C.

The expansion Senators fared no better than their predecessors, as they lost at least 100 games in each of their first four seasons. In 1964, the Senators acquired five players in a deal with the Los Angeles Dodgers for pitcher Claude Osteen. One of those five players was slugging outfielder and the 1960 National League Rookie of the Year, Frank Howard.

An imposing presence at 6-7, 250 lbs., Howard brought a much-needed offensive punch to the Senators lineup and the Senators win total increased in each of his first three seasons in Washington. After struggling again in 1968, new team president Robert Short brought in Hall of Fame outfielder Ted Williams as the new manager of the Senators.

Howard and his teammates responded to the "Splendid Splinter" during his rookie managerial campaign as Washington's win total improved 21 games to 86 in 1969. It was also Howard's best year in the Majors, as he batted .296 with 48 home runs, 111 RBI and 111 runs scored and finished fourth in the balloting for American League Most Valuable Player.

Unfortunately, the team was unable to build upon their success in '69. The Senators lost 92 games in '70 and 96 in '71. On Sept. 21, 1971, owners approved the transfer of the Senators to Arlington, Tex., where the franchise became the Texas Rangers.

After 71 years in the American League and nearly 100 since the debut of professional baseball in the nation's capital, Washington, D.C., hosted its "final" regular season game on Sept. 30, 1971 at Robert F. Kennedy Stadium. The Senators moved after the 1971 season and Washington, D.C. was without Major League Baseball until 2005.

## HISTORY &amp; RECORDS

## EXPANSION SENATORS

An expansion draft was conducted in Boston on Dec. 10, 1960 and the Senators selected the following players at \$75,000 each:

PITCHERS	CATCHERS	INFIELDERS	OUTFIELDERS
Pete Burnside	Pete Daley	Chester Boak	Joe Hicks
Dick Donovan	Dutch Dotterer	Bob Johnson	Chuck Hinton
Rudy Hernandez	Gene Green	Billy Klaus	Marty Keough
Ed Hobaugh		Dale Long	Jim King
Johhny Klippstein		Jim Mahoney	Willie Tasby
Hector Maestri		John Schaive	Gene Woodling
Carl Mathias		Coot Veal	
Bobby Shantz		Bud Zipfel	
Dave Sisler			
Tom Sturdivant			
Hal Woodeschick			

## BASEBALL IN WASHINGTON, D.C. —TIMELINE

Nov. 7, 1859	The first professional baseball team is founded in Washington, named the Washington Nationals Baseball Club.
May 5, 1869	The first recorded Nationals game takes place on a field called the "White Lot" just south of the White House gates, now known as the Ellipse.
1870	After four years of informal play, Georgetown University's baseball team is founded, making it the school's oldest sport and the first collegiate baseball program in Washington.
April 13, 1883	The first recorded meeting of a professional baseball team and a sitting U.S. President takes place at the White House when the Cleveland Forest Citys meet with Chester A. Arthur.
Jan. 1886	The National League admits the Washington franchise to the National League for the 1886 season. They go on to feature catcher Connie Mack and outfielder William Ellsworth "Dummy" Hoy, the most accomplished deaf player in baseball history. Gallaudet University's baseball field is named Hoy Field in his honor.
March 1900	Washington is one of four franchises contracted when the National League reduces its membership from 12 to eight. Reportedly, the franchise is purchased for \$10,000.
Jan. 28, 1901	Former Western League President Ban Johnson formally organizes the American League with eight franchises, including the Washington Senators.
April 26, 1901	The Washington Senators play their first game in the newly established American League against the Philadelphia Athletics at Shibe Park. The Senators win, 5-1.
April 29, 1901	The Washington Senators defeat the Baltimore Orioles, 5-2, in the first American League game played in Washington, D.C.
July 2, 1903	Washington's future Hall of Famer Ed Delahanty is killed when he is swept away over Niagara Falls.
1904-05	Following the 1904 season, Washington's team name changes, effective in 1905, to the Nationals. Newspaper accounts use "Senators," "Nationals" and "Nats" interchangeably for next five decades.
Aug. 2, 1907	19-year-old Walter Johnson makes his Major League debut with Washington and loses to Detroit, 3-2. The future Hall of Famer gives up his first hit to Ty Cobb, a bunt single.
Sept. 7, 1908	Washington pitcher Walter Johnson shuts out the New York Yankees (then called Highlanders) for the third consecutive game over a span of four days.
April 14, 1910	President William Howard Taft throws the first-ever ceremonial first pitch prior to a Major League Baseball game. Legend has it he also "invents" the seventh-inning stretch when he stands to stretch himself and fans follow suit.
Oct. 30, 1911	Clark Griffith is named manager of the Washington franchise, where he would remain a prominent figure - as manager and then owner - until his death in 1955.

## THE CATCH

Who made the most famous catch in the history of the World Series? Some might reference Willie Mays' over-the-shoulder catch in '54, but when considering intrigue, it is tough to top Sam Rice's catch in Game 3 of the 1925 World Series against the Pirates.

On Oct. 10, 1925, Rice (HOF '63) was patrolling Griffith Stadium's right field for the AL Nationals. In the eighth inning, Rice made a dynamic catch of a would-be Earl Smith game-tying home run. Upon making the catch, Rice toppled over the fence and disappeared from sight. When Rice reappeared and showed the ball, umpires ruled that the catch had been made on the field of play and that Smith was out.

After the game, Rice was coy about his heroic catch. He later turned down numerous requests for interviews, some for money. Rice never disclosed any information about the catch. Instead, he wrote a letter that was opened only after his death in 1974. The contents of the letter said, "At no time did I lose possession of the ball." Washington eventually lost the Series, however, in seven games.



May 19, 1918	Washington defeats Cleveland, 1-0 in 18 innings, in the first Sunday baseball game played in Washington, D.C. Reportedly, a crowd of more than 15,000 are in attendance at American League Base Ball Park.
Nov. 10, 1919	Clark Griffith, the team's manager since Oct. of 1911, also becomes Washington's owner and president, when he joins William Richardson in purchasing the controlling interest of the Senators for \$175,000.
May 14, 1920	Walter Johnson defeats the Detroit Tigers for his 300th career victory.
July 1, 1920	Walter Johnson pitches the first no-hitter in Nationals history, defeating the Boston Red Sox at Fenway Park, 1-0. The lone baserunner allowed reached on a Bucky Harris error.
Sept. 29, 1924	The Washington Nationals defeat the Boston Red Sox, 4-2, behind the pitching of Walter Johnson and clinch their first pennant in franchise history.
Oct. 10, 1924	The Nationals defeat the New York Giants four games to three to win the World Series, the first and only World Series championship for the city of Washington.
Sept. 24, 1925	The Nationals clinch their second pennant and advance to the World Series, falling to the Pittsburgh Pirates in seven games.
May 2, 1926	Walter Johnson wins his 400th career game with a 4-3 victory over the Philadelphia Athletics.
Aug. 2, 1927	Washington celebrates Walter Johnson Day at Griffith Stadium on the 20th anniversary of his big league debut. Johnson is presented with gifts prior to the game against the Detroit Tigers.
Oct. 15, 1928	Former Washington pitcher Walter Johnson signs a three-year contract to manage the team.
Aug. 8, 1931	Bobby Burke pitches the first no-hitter at Griffith Stadium by a Nationals pitcher, defeating Boston, 5-0.
Sept. 21, 1933	The Washington Nationals defeat St. Louis, 2-1, clinching their third and final AL pennant.
Feb. 6, 1936	Walter Johnson is part of the first class of players voted into the Hall of Fame in Cooperstown, NY.
July 7, 1937	Washington hosts its first MLB All-Star Game, and the AL prevails, 8-3, behind a Lou Gehrig home run.
1940	The Homestead (Pa.) Grays begin playing half of their home games in D.C., where they are known as the Washington Grays and alternately the Washington Homestead Grays. They are led by Hall of Famers Josh Gibson, Cool Papa Bell and Buck Leonard, under the guidance of Hall of Fame owner Cumberland Posey.
Nov. 5, 1940	Walter Johnson was defeated as a Republican candidate in his run for a U.S. House of Representative seat from the State of Maryland.
May 28, 1941	The Washington Nationals host the New York Yankees at Griffith Stadium in the first night game ever held in Washington, D.C. Future Senators general manager George Selkirk hit a pinch-hit grand slam off future Senators pitching coach Sid Hudson in the top of the eighth inning to propel the Yankees to a 6-5 win.
1942	Clark Griffith reportedly meets with Grays stars Josh Gibson and Buck Leonard about the possibility of breaking baseball's color line with the Nationals, but no deal is struck.
Oct. 5, 1943	The Grays win their first Negro World Series championship, part of a stretch of nine straight pennants.
Sept. 24, 1944	The Grays repeat as champions, taking the decisive Game 5 at Griffith Stadium. It remains the last championship won on D.C. soil by a team in one of the four major professional sports (baseball, basketball, football and hockey).
Sept. 21, 1946	Washington surpasses one million fans for the first and only time in franchise history (1,027,216).
Sept. 7, 1947	Washington's Joe Kuehl hits the only home run by the home team at Griffith Stadium all year long — an inside-the-park homer against the New York Yankees.
Oct. 5, 1948	The Grays win the final Negro World Series ever played, as integration of Major League Baseball finally begins to take hold. They take the decisive Game 5 on the road in Birmingham against the Black Barons.
April 17, 1953	New York Yankees outfielder Mickey Mantle is credited with what many consider to be the longest home run in baseball history. It is estimated to have traveled 565 feet at Washington's Griffith Stadium off pitcher Chuck Stobbs.
1954	The Nationals sign Cuban outfielder Carlos Paula, making him the first player in club history to break the color line.
1956	The Washington team name is officially changed to the Senators, effective for the 1956 season.
July 10, 1956	Griffith Stadium hosts its second and final All-Star Game. Four first ballot Hall of Famers — Willie Mays, Stan Musial, Mickey Mantle and Ted Williams — blast home runs.
Sept. 29, 1957	Washington's Roy Sievers becomes the first player in franchise history to lead the American League in home runs with 42. Sievers outdistanced future Hall of Famers Ted Williams of the Boston Red Sox (38) and Mickey Mantle of the New York Yankees (34) to capture the home run title.
Oct. 27, 1960	Washington Senators President Calvin Griffith is granted permission to move the franchise to Minneapolis. The American League simultaneously admits an expansion team to Washington, D.C., to replace the Senators.
Nov. 17, 1960	A native of Washington and head of the Federal Aviation Administration, Elvin Quesada was awarded the expansion Washington Senators.
Sept. 21, 1961	The final game is played at Griffith Stadium, with the expansion Senators losing to the former Senators — now the Minnesota Twins — 6-3, before just 1,498 fans.
April 9, 1962	D.C. Stadium, later renamed Robert F. Kennedy Memorial Stadium in 1969, opens as the new home of the expansion Washington Senators. The Senators defeat the Detroit Tigers, 4-1, before a crowd of 42,143 fans including President John F. Kennedy.
July 10, 1962	The All-Star Game comes to D.C. Stadium, as Washington native Maury Wills earns MVP honors in a 3-1 win for the National League.
Aug. 1, 1962	An all-time Washington record crowd of 48,147 fans attend a twinbill at D.C. Stadium vs. the New York Yankees.

NATIONALS PARK  
 COMMUNITY RELATIONS  
 DREAM FOUNDATION  
 YOUTH BASEBALL ACADEMY  
 FRONT OFFICE | OWNERSHIP  
 MANAGER | COACHING STAFF  
 PLAYERS  
 2018 IN REVIEW  
 HISTORY AND RECORDS  
 SCOUTING | RESEARCH | PLAYER DEV.  
 MEDIA



## HISTORY &amp; RECORDS

Sept. 12, 1962.....	Washington pitcher Tom Cheney establishes a big league record when he strikes out 21 batters during a 16-inning victory at Baltimore.
Dec. 4, 1964.....	The Nationals acquire Frank Howard in a seven-player trade with the Los Angeles Dodgers. He goes on to win two AL home run titles in Washington.
April 11, 1966.....	Emmett Ashford becomes the first African-American umpire to work a Major League game when he works the Opening Day game at D.C. Stadium between Washington and Cleveland.
June 12, 1967.....	The Washington Senators defeat the Chicago White Sox, 6-5, in 22 innings at D.C. Stadium, marking the longest night game in baseball history. It requires 6 hours, 38 minutes and ends at 2:43 a.m.
April 8, 1969.....	The New York Yankees spoil the managerial debut of Ted Williams at RFK Stadium in Washington, 8-4. More than 45,000 fans - including President Richard Nixon - are in attendance.
June 5, 1969.....	Washington holds the first overall pick in the Major League Baseball Rule 4 Draft for the first time since the draft's inception in 1965. The Senators chose outfielder Jeff Burroughs from Wilson High School in Long Beach, Calif.
July 22, 1969.....	For the first time in its history, the All-Star Game is postponed due to rain. The game is played the following day at RFK Stadium and hometown favorite Frank Howard delights the fans with a homer.
Sept. 26, 1969.....	With their 82nd victory, the expansion Senators and manager Ted Williams clinch their only winning season in the nation's capital.
Sept. 21, 1971.....	MLB owners approve the transfer of the Senators to Arlington, Tex., where they will become the Texas Rangers.
Sept. 30, 1971.....	The 10,852nd and seemingly final game played in Washington ends in a forfeit win for the New York Yankees. The Senators lead 7-5 with two out in the top of the 9th when fans storm onto the field. The field cannot be cleared and the umpires call the game.
Dec. 6, 1973.....	The relocation of the San Diego Padres to Washington D.C. is approved by National League owners, but prior to that sale the team is sold to McDonald's owner Ray Kroc, who elects to keep the club in Southern California.
1975-79.....	Numerous attempts to purchase Major League teams and move them to Washington fall through, and the city remains without baseball.
1991 and 1994.....	Washington is considered for expansion by Major League Baseball, but teams are awarded to Denver, Miami, Phoenix and Tampa-St. Petersburg.
Sept. 29, 2004.....	Baseball finally returns to the nation's capital for the first time in 33 years, as Major League Baseball selects the Washington, D.C. proposal as its choice for relocation of the Montreal Expos. Commissioner Allan H. (Bud) Selig makes the announcement. Relocation of the club is subject to certain contingencies, including a formal vote of ownership at the next owners' meeting in Nov. and passage of legislation by the D.C. Council to provide for financing and construction of a ballpark on the Anacostia River waterfront in Southeast Washington. MLB also provides the United States District Court for the Southern District of Florida the required notice of MLB's intent to move forward with relocating the team. The D.C. agreement also includes financing for the refurbishing of RFK Stadium, where the Washington, D.C. franchise would play through the 2007 season.
Nov. 22, 2004.....	At a ceremony held at historic Main Hall at Union Station, team President Tony Tavares announces the new Washington MLB franchise will be named the Washington Nationals, and that the team colors will be red, white & blue.
Dec. 29, 2004.....	Washington, D.C. Mayor Anthony A. Williams signs into law a financing package for a new baseball stadium along the Anacostia waterfront in Southeast D.C., calling it "one of my proudest days as mayor."
Feb. 2, 2005.....	Nationals home & road jerseys officially worn for first time during a Meet & Greet Party at ESPN Zone in downtown D.C. GM Jim Bowden, Jose Guillen, Cristian Guzman, Zach Day and Chad Cordero attended.
Feb. 14, 2005.....	Pitchers and catchers report to Viera, Fla. for the Nationals' first Spring Training.
March 2, 2005.....	The Nationals play their first Spring Training game against the New York Mets and is televised by ESPN.
April 4, 2005.....	Washington Nationals open their inaugural season at Philadelphia, just 132 miles north of RFK Stadium, with an 8-4 setback. Terrel Sledge hits the first homer in the history of the Nationals in the sixth inning.
April 6, 2005.....	Brad Wilkerson hits his second-career cycle and the Nationals collect their first win, 7-3, at Philadelphia
April 14, 2005.....	Major League Baseball returns to D.C. as the Nationals defeat the Arizona Diamondbacks, 5-3, as Vinny Castilla delights a capacity crowd of 45,596 by tallying a double, triple and homer. President George W. Bush met the Nationals and threw out the ceremonial first pitch.
June 7, 2005.....	With the No. 4 overall pick in the First-Year Player Draft, the Nationals select University of Virginia infielder Ryan Zimmerman as the first draft choice in team history.
July 3, 2005.....	The Nationals down the Cubs, 5-4, in 12 inn. to go a season-high 19 games above .500 at 50-31. The club's offense flounders in the second half, and Washington caps its return to MLB with an 81-81 mark by season's end.
Feb. 7, 2006.....	After midnight, the D.C. Council approves a ballpark lease after voting down the measure earlier in the evening.
March 14, 2006.....	Washington, D.C. Mayor Anthony Williams, the D.C. Sports & Entertainment Commission and the Washington Nationals unveil plans for a 41,000-seat state-of-the-art baseball stadium located in Southeast D.C.
May 4, 2006.....	Ground is officially broken on the Nationals' new ballpark in Southeast D.C.
July 24, 2006.....	MLB and the Nationals announce the official transfer of ownership from Major League Baseball to an ownership group headed by Washington developer Theodore N. Lerner, his son Mark D. Lerner, sons-in-law Edward L. Cohen and Robert K. Tanenbaum, and their families.
Sept. 16, 2006.....	Alfonso Soriano becomes the fourth member of the 40/40 club when he steals his 40th base of the season. He goes on to hit 46 homers and collect 41 stolen bases on the year.
Nov. 14, 2006.....	Manny Acta is named manager of the Nationals, becoming just the second skipper in the brief history of the club. Acta becomes the youngest active manager in MLB at the age of 37.

Sept. 23, 2007.....	The Nationals play their final game at RFK Stadium, the 1,047th in the history of the facility. The Nationals' 5-3 win over Philadelphia gives Washington a winning record (122-121) during its three-year stay at RFK.
March 30, 2008.....	The Nationals host Atlanta in the inaugural regular-season contest at Nationals Park. The Nationals top the Braves, 3-2, on Ryan Zimmerman's game-ending solo shot in the ninth inning. The game is televised worldwide on ESPN's Sunday Night Baseball.
July 27, 2009.....	Josh Willingham hits two grand slams in game at Milwaukee, becoming the 13th player in history to do so.
Aug. 17, 2009.....	The Nationals agree to terms with Stephen Strasburg, the No. 1 overall selection in the 2009 First-Year Player Draft (June 9).
Aug. 20, 2009.....	Mike Rizzo is named the Nationals' Senior Vice President & General Manager. Rizzo had filled the position with an "interim" tag since March 1, when former GM Jim Bowden stepped down from his post.
Nov. 12, 2009.....	Jim Riggleman is named the third full-time manager of the Nationals. Riggleman skippered the club as "interim manager" for the second half of the 2009 season, after Manny Acta was relieved of his duties on July 13.
April 5, 2010.....	President Barack Obama tosses first pitch prior to season-opening loss vs. Philadelphia (L, 1-11).
June 8, 2010.....	Stephen Strasburg strikes out 14 batters without a walk and earns the win in his Major League debut vs. Pittsburgh.
Aug. 16, 2010.....	The Nationals agree to terms with outfielder Bryce Harper, the No. 1 overall selection in the 2010 Draft.
Dec. 5, 2010.....	Washington inks free agent outfielder Jayson Werth to monumental seven-year contract.
May 17, 2011.....	Former Washington Senators slugger Harmon Killebrew dies at the age of 74.
May 31, 2011.....	The Lerner family and the Washington Nationals Dream Foundation break ground on the Washington Nationals Youth Baseball Academy, located east of the Anacostia River.
June 23, 2011.....	Jim Riggleman resigns from his position of manager. Bench coach John McLaren serves as interim manager.
June 26, 2011.....	Davey Johnson is named manager of the Nationals, and begins his new role the following day at the Los Angeles Angels.
Aug. 16, 2011.....	Nationals agree to terms with top five selections from 2011 First-Year Player Draft: Infielder Anthony Rendon (6th overall, first round), right-handed pitcher Alex Meyer (23rd overall, first round), outfielder Brian Goodwin (34th overall, comp round), left-handed pitcher Matt Purke (3rd round) and left-handed pitcher Kylin Turnbull (4th round).
Dec. 23, 2011.....	Nationals acquire Gio Gonzalez in six-player trade with the Oakland Athletics.
Feb. 1, 2012.....	<i>Baseball America</i> names Washington Nationals top minor league system in MLB.
Feb. 26, 2012.....	Ryan Zimmerman agrees to terms on a long-term contract extension that keeps him in D.C. through at least 2019.
April 28, 2012.....	Bryce Harper makes MLB debut at Los Angeles, going 1-for-3 with a double and an RBI.
July 10, 2012.....	Stephen Strasburg, Gio Gonzalez and Bryce Harper compete in 83rd MLB All-Star Game in Kansas City...Ian Desmond was named to team, but did not attend due to injury.
June 13, 2012.....	Nationals agree to terms with Lucas Giolito, No. 16 selection in 2012 First-Year Player Draft (June 4).
Sept. 3, 2012.....	With a 2-1 win over the Cubs, the Nationals secure the first winning season by a D.C. baseball team since 1969.
Sept. 20, 2012.....	The Nationals clinch their first Postseason berth with 4-1 win vs. the Dodgers. (D.C.'s first Postseason berth since 1933).
Sept. 22, 2012.....	Gio Gonzalez wins 20th game and notches 200th strikeout vs. Milwaukee.
Oct. 1, 2012.....	The Nationals clinch the franchise's first NL East title.
Oct. 3, 2012.....	Teddy wins his first Presidents Race in the season finale.
Oct. 7, 2012.....	The Nationals collect the first Postseason win by a D.C. baseball team since 1933 with 3-2 win at St. Louis (Game 1 of NLDS).
Oct. 11, 2012.....	Jayson Werth hits a dramatic walk-off blast in ninth inning, giving the Nationals a 2-1 win in Game 4 of the NLDS.
Oct. 12, 2012.....	Nationals surrender two-run lead in ninth and lose Game 5 of NLDS by a 9-7 score, ending first postseason run.
Nov. 12, 2012.....	Bryce Harper is named Rookie of the Year, becoming the NL's youngest position player to earn the award.
April 1, 2013.....	Bryce Harper homers in his first two at bats of the season in a 2-0 Opening Day victory over Miami.
May 29, 2013.....	Ryan Zimmerman hits a career-high three home runs, all off Baltimore starter Chris Tillman, in Washington's 9-6 defeat at the hands of the Orioles.
July 16, 2013.....	At 20 years, 273 days old, Bryce Harper starts in center field for the National League in the 84th MLB All-Star Game, becoming the youngest player to start for the NL.
Sept. 19, 2013.....	Denard Span's career-long hitting streak is snapped at 29 games. It is the longest hitting streak in MLB in 2013 and the second-longest in the nine-year history of the Nationals.
Sept. 29, 2013.....	Washington falls, 3-2, at Arizona in Davey Johnson's final game as manager of the Nationals. Johnson finishes with a record of 224-183 (.550) in two-and-a-half seasons with Washington. Johnson's final managerial record stands at 1372-1071 (.562).
Nov. 1, 2013.....	Matt Williams is named the fifth full-time manager of the Washington Nationals.
Dec. 2, 2013.....	Mike Rizzo fortifies the Nationals starting pitching rotation, acquiring Doug Fister from the Detroit Tigers in exchange for Ian Krol, Steve Lombardozi and Robbie Ray.

## HISTORY &amp; RECORDS

March 30, 2014.....	The Washington Nationals Youth Baseball Academy opens in Southeast Washington, D.C.
June 24, 2014.....	Ryan Zimmerman mercifully hits a two-run HR in the 16th inning to lift Washington past the Brewers, 4-3, at Miller Park in the longest game (by innings) in Nationals (2005-pres.) history at the time. Zimmerman's first career extra-inning HR is made possible by a seven-reliever collaboration that lasted 10.0 scoreless innings. Washington's defense turns three double plays and individually, shortstop Ian Desmond makes two dazzling 6-3 putouts in the 5.5 hole, while Denard Span made a game-saving catch at the wall in the 14th. Anthony Rendon's 12th HR, a solo shot in the eighth, ties the score at 2-2 and ultimately sends the game to extra innings.
July 21, 2014.....	Gio Gonzalez becomes the first pitcher to record his 1,000th career strikeout while pitching for the Nationals.
Aug. 12-21, 2014.....	The Nationals post a 10-game winning streak, tied for the longest in Nationals history (2005-present). The 10-game streak ties the longest in MLB in 2014 and featured five walk-off victories.
Aug. 24, 2014.....	Stephen Strasburg becomes the second Nationals pitcher to eclipse the 200-strikeout plateau when he strikes out Giants pitcher Ryan Vogelsong in the second inning.
Sept. 3, 2014.....	Adam LaRoche hits a game-tying homer, laces a go-ahead single and legs out the game-winning RBI in a legendary performance (back tightness, bruised elbow, body flu) in Washington's 14-inning, 8-5 win Sept. 3 at the Los Angeles Dodgers. At 5 hours and 34 minutes, the 14-inning marathon was the longest game (by time) in the 10-year history of the Washington Nationals at that point.
Sept. 13, 2014.....	Ian Desmond steals his 20th base, becoming the fourth shortstop in MLB history to achieve 20-20 status for the third time (Alex Rodriguez - 3, Jimmy Rollins - 4, Hanley Ramirez - 4).
Sept. 16, 2014.....	Nationals clinch their second National League East title via a 3-0 win over the Atlanta Braves at Turner Field. By the end of the 2014 campaign, Washington builds a 17.0 game lead over the rest of the NL East, MLB's largest since the 100-win Angels won the AL West by 21.0 games over Texas in 2008 and the largest in the 81-year history (1901-pres.) of modern baseball in D.C.
Sept. 28, 2014.....	In Washington's season-ending 1-0 home win over the Marlins, Jordan Zimmermann walks one and strikes out 10 while tossing not only the first no-hitter in Nationals history, but the first tossed in the nation's capital since AL Nationals Bobby Burke turned the trick on Aug. 31, 1931 vs. Boston. Steven Souza Jr.'s miraculous diving catch on deep line drive to left field by Christian Yelich secures Zimmermann's no-hitter. In the same game, Denard Span sets a new Nationals single-season mark with his 184th hit, a third-inning double.
Oct. 4, 2014.....	In Game 2 of the National League Division Series, the Giants top the Nationals, 2-1, in 18 innings. At 6 hours, 23 minutes, the game marks the longest (by time) in MLB Postseason history and the 18 innings played are tied for the most (Atlanta at Houston, Game 4 2005 NLDS) in MLB Postseason history.
Oct. 7, 2014.....	The Nationals are eliminated from MLB's Postseason after falling to the Giants, 3-2, in Game 4 of the NLDS.
Jan. 21, 2015.....	The Nationals sign Max Scherzer to an historic seven-year contract.
April 6, 2015.....	The Nationals are awarded the 2018 MLB All-Star Game, as announced by Commissioner Robert D. Manfred Jr.
May 6-9, 2015.....	Bryce Harper clubs six home runs in a span of three games, culminating in his third career walk-off home run on May 9 vs. Atlanta. On May 7 vs. Miami, Harper (22 years, 202 days) becomes the 10th-youngest player in MLB history to hit three home runs in a game. He is only the fifth player since 1920 (when RBI became a statistic) to hit at least six home runs and record at least 12 RBI over a span of three games.
May 19, 2015.....	Ryan Zimmerman, aka "Mr. Walk-Off," hits his 10th career walk-off blast.
June 20, 2015.....	Max Scherzer tosses his first career no-hitter and the second in Washington Nationals history. He was perfect through 8.2 innings before a 2-2 slider hits pinch hitter Jose Tabata on the left elbow. Scherzer finishes the day with 10 strikeouts as the Nationals top the Pirates, 6-0.
Sept. 2, 2015.....	With two home runs against St. Louis, Ryan Zimmerman becomes the first player in Nationals history (2005-present) to reach the 200 home run mark exclusively with the Nationals. He joins Vladimir Guerrero (234), Andre Dawson (225), Gary Carter (220) and Tim Lincecum (204) as the only players in Montreal/Washington history to reach 200 home runs.
Sept. 4, 2015.....	Pinch hitter Michael A. Taylor hits the first pinch-hit, walk-off home run in Washington Nationals history, a three-run homer to center field as the Nationals top the Atlanta Braves, 5-2. It is the first walk-off home run and first pinch-hit home run of Taylor's career.
Oct. 3, 2015.....	In the second game of a doubleheader, Max Scherzer turns in one of the most dominant pitching performances in Major League history. Scherzer joins Johnny Vander Meer (1938), Allie Reynolds (1951), Virgil Trucks (1952), Nolan Ryan (1973) and Roy Halladay (2010), becoming just the sixth pitcher in MLB history to throw two no-hitters in the same season (including the Postseason). Just one baserunner, catcher Kevin Plawecki, reaches base, due to a fielding error by third baseman Yunel Escobar. Scherzer strikes out a Nationals record (2005-pres.) and new career-best 17 batters, including a franchise record (Nationals/Expos) nine consecutive batters from the sixth to the ninth inning.
Oct. 5, 2015.....	Manager Matt Williams is relieved of his duties and the coaching staff is informed that their contracts will not be renewed.
Nov. 3, 2015.....	Dusty Baker is named the sixth full-time manager of the Washington Nationals.
Nov. 19, 2015.....	Bryce Harper is named the unanimous National League Most Valuable Player by the Baseball Writers' Association of America. He becomes the youngest player to unanimously win the award and the first player in Nationals history (2005-pres.) to win the award.



Jan. 6, 2016	The Nationals sign Daniel Murphy to a three-year contract.
April 4, 2016	Bryce Harper and Daniel Murphy homer to propel Washington to a 10-inning, 4-3 victory over the Atlanta Braves on Opening Day. It is Harper's fourth career Opening Day home run and Murphy's first homer in a Nationals uniform. After the game, the Nationals players deliver the game ball to manager Dusty Baker as a memento of his first victory in a Washington uniform.
April 14, 2016	Bryce Harper clubs his 100th career home run, and first career grand slam, in the bottom of the third inning.
April 19, 2016	Jayson Werth becomes the fourth player in Nationals history (2005-pres.) to record his 200th home run in a Nationals uniform, joining Alfonso Soriano, Adam LaRoche and Ryan Zimmerman. Werth's solo shot with one out in the seventh clanks off the Marlins' home run sculpture in center field, lodges behind a light in the piece of art, breaks the scoreless tie and adds Werth's name to the 200-homer club.
April 24, 2016	In the longest regular season game (by time) in Nationals history (2005-pres.), OF Chris Heisey clubs his first career walk-off home run in the bottom of the 16th inning.
May 10, 2016	The Nationals and Stephen Strasburg agree to a seven-year contract extension that keeps the pitcher under contract through the 2023 season.
May 11, 2016	Max Scherzer becomes the fourth pitcher in MLB history to strike out 20 batters in a nine-inning game, fanning 20 Detroit Tigers. He joins Randy Johnson, Kerry Wood and Roger Clemens. Only Scherzer and Johnson have a 20-K game and no-hitter on their career ledger. The 20 K's were a Nationals record (2005-pres.), a franchise record (Nationals/Expos) and the most in D.C.-baseball history since Tom Cheney struck out 21 batters on Sept. 12, 1962 at Baltimore, but in a 16-inning performance.
June 12 and 15, 2016	Jayson Werth records two walk-off hits in the span of four games. On June 12, he laces a two-run single in the bottom of the ninth inning against the Phillies. On June 15, his two-out single in the bottom of the 12th inning gives the Nationals the 5-4 win on getaway day over the Cubs. Werth's excitement carries over postgame, leading to a memorable interview on the field with MASN sideline reporter, Dan Kolko.
June 30-July 3, 2016	Danny Espinosa puts together one of the more dominant series in MLB history. Over the course of the Nationals four-game series with the Reds, Espinosa clubs five home runs to drive in 15, a franchise record (Nationals/Expos) for RBI in a single series. He records two multi-homer games in a four-game span, including a grand slam in each of those contests, and in both games hit one home run from the left side of the plate and one home run from the right side.
July 29, 2016	Ryan Zimmerman initiates the first triple play in Nationals history (2005-pres.). With the bases loaded and nobody out in the bottom of the eighth inning, Giants shortstop Brandon Crawford hit a line drive at Zimmerman. Zimmerman stepped on first to double off Buster Posey for the second out, and fired the ball across the diamond to Anthony Rendon to catch Denard Span for the third out. It was the first 3-3-5 triple play turned in Major League Baseball history.
Aug. 23-24, 2016	Trea Turner matches a franchise record (Nationals/Expos) with hits in eight straight plate appearances.
Sept. 9, 2016	Trea Turner produces his first career multi-home run game, with the second of the two coming in walk-off fashion to help the Nationals beat the Phillies, 5-4. Since 1958 (the first season with official rookie designations) Turner became the fourth with at least two homers, including a walk-off, in a game he hit from the leadoff spot.
Sept. 17, 2016	With a strikeout of Freddie Freeman in the bottom of the first inning, Gio Gonzalez records Washington's 1,343rd strikeout of the season, a new franchise and D.C.-baseball record, besting the previous high of 1,342 strikeouts in 2015. The Nationals go on to strike out 1,476 batters in 2016.
Sept. 23, 2016	Wilson Ramos' solo home run in the top of the sixth inning is Washington's 195th home run of the season, setting a new franchise record and a D.C. baseball record for team home runs in a season. The previous high was 194 in 2012. The Nationals go on to hit 203 home runs during the 2016 season.
Sept. 24, 2016	With a 6-1 win over the Pirates coupled with a loss by the Mets, the Nationals clinch their third National League East Division title in the last five seasons. Washington's game concludes slightly before the Mets' game, so the Nationals gather in the visiting clubhouse at PNC Park to watch the final outs of the Phillies' victory over New York before popping the champagne.
Oct. 13, 2016	The Nationals fall to the Los Angeles Dodgers, 4-3, in Game 5 of the 2016 National League Division Series, ending their season.
Nov. 16, 2016	Max Scherzer is named the 2016 NL Cy Young Award winner, the first Cy Young award winner in Nationals history. He joins Hall of Famers Gaylord Perry, Pedro Martinez, and Randy Johnson, as well as Roger Clemens and Roy Halladay as the only pitchers to win Cy Young Awards in both the AL and NL.
Dec. 7, 2016	At the 2016 Baseball Winter Meetings held at nearby National Harbor, MD, the Nationals acquire Adam Eaton from the Chicago White Sox in exchange for Lucas Giolito, Reynaldo Lopez, and Minor Leaguer Dane Dunning.

**NAME GAME**

At a ceremony held Nov. 22, 2004 in the historic Main Hall at Union Station, (then) team president Tony Tavares announced the new Washington MLB franchise would be named the Washington Nationals and the color scheme would consist of red, white and blue.

The Nationals moniker had previously served two other Washington baseball franchises. A team called the Nationals first played in the District during the 1870s and 1880s, and a second American League team played at Griffith Stadium from 1901 until 1956. Owner Calvin Griffith then officially changed Washington's name to Senators for the 1957 season.

The name was selected based on an evaluation of a myriad of factors, including data collected through local focus groups and other forms of research.

NATIONALS PARK  
COMMUNITY RELATIONS  
FOUNDATION  
DREAM  
YOUTH BASEBALL ACADEMY  
FRONT OFFICE | OWNERSHIP  
MANAGER | COACHING STAFF  
PLAYERS  
2018 IN REVIEW  
HISTORY AND RECORDS  
SCOUTING | RESEARCH | PLAYER DEV.  
MEDIA



## HISTORY & RECORDS

April 25, 2017	Trea Turner joins Christian Guzman (8/28/08) and Brad Wilkerson (4/6/05) as the only players in Nationals history (2005-pres.) to hit for the cycle...Not only does he record the cycle, but Turner records seven RBI and becomes the eighth player in Major League history to drive in seven or more runs in a game while hitting for the cycle.
April 30, 2017	Anthony Rendon becomes the first player in MLB history to go 6-for-6 with 3 home runs and 10 RBI. His performance helps the Nationals score a franchise record 23 runs in a 23-5 win over the New York Mets.
July 17, 2017	Washington acquires Sean Doolittle and Ryan Madson from Oakland in exchange for Blake Treinen and a pair of minor leaguers...From July 18 through the end of the season, the Nationals lead the National League with a 3.40 bullpen ERA.
July 27, 2017	In the bottom of the third inning against Milwaukee, Brian Goodwin, Wilmer Difo, Bryce Harper and Ryan Zimmerman club back-to-back-to-back-to-back home runs -- tying a Major League record for consecutive home runs (joining seven other clubs) and marking the first time in franchise history a Nationals or Expos team has accomplished that feat. After a one-batter pause, Anthony Rendon also homers, making the Nationals just the sixth team in Major League history to hit five home runs in a single inning (per the <i>Elias Sports Bureau</i> ). Washington's eight home runs tie a franchise record for homers in a single game (July 30, 1978 vs. Atlanta).
July 30, 2017	Ryan Zimmerman surpasses Frank Howard for the most home runs in D.C. baseball history with his 238th career longball.
Sept. 10, 2017	The Nationals clinch their fourth division championship, soaking themselves in champagne after a 3-2 victory over the Phillies was coupled with the Atlanta Braves' 10-8 extra-innings walk-off win over the Miami Marlins.
Sept. 17, 2017	Stephen Strasburg's historic scoreless innings streak ends at 35.0...It was the longest in franchise history and, per <i>Elias</i> , the longest for any player in MLB since 2015: (Zack Greinke, 45.2 IP; Clayton Kershaw, 37.0 IP).
Oct. 30, 2017	Dave Martinez is officially named the seventh manager in Washington Nationals history.
Nov. 15, 2017	Max Scherzer earns his second straight NL Cy Young Award, while becoming the 10th pitcher in MLB history to win the Cy Young Award three times.
May 20, 2018	The Nationals select the contract of 19-year-old Juan Soto, making him the 10th player since 2001 to debut during his age-19 season (19 years, 207 days) and the second Nationals player to debut at the age of 19, joining Bryce Harper (19 years, 195 days).
July 31, 2018	Washington scores a franchise record (MON/WSH) 25 runs on a Nationals record (2005-pres.) 26 hits en route to the 25-4 win over the New York Mets...The 21-run margin of victory was a franchise mark and the largest differential in the Major Leagues since Philadelphia topped Cincinnati, 22-1 on July 6, 2009...Washington became the 17th team in Major League history (since 1900) to score at least 25 runs in a game.
Aug. 22, 2018	Ryan Zimmerman hits his 11th career walk-off home run, giving Washington the 8-7 win over the Phillies.
Sept. 25, 2018	Max Scherzer strikes out Miami's Austin Dean to record his 300th strikeout of the season.
Dec. 7, 2018	Agreed to terms with left-handed pitcher Patrick Corbin on a six-year contract.

## WASHINGTON, D.C. PROFESSIONAL BASEBALL TEAMS

YEAR(S)	LEAGUE	TEAM NAME	NOTE
1871-72	National Association	Olympic Baseball Club of Washington	Renamed Nationals Base Ball Club of Washington in mid-1872 season
1875	National Association	Washington Nationals	Disbanded after 1875 season
1879-80	National Association	Washington Nationals	Disbanded after 1880 season
1881	Eastern Association	Washington Nationals	Moved to Albany in mid-1881
1884	Union Association	Washington Nationals (a.k.a Quicksteps)	Moved to Eastern Association for 1885 season
	American Association	Washingtons	Moved to Richmond in mid-1884
1885	Eastern Association	Washington Nationals	Disbanded after 1885 season
1886-89	National League	Washington Statesmen (a.k.a. Senators)	Disbanded after 1889 season
1887	League of Colored Baseball Clubs	Capital Cities	Disbanded after 1887 season
1890	Atlantic Association	Washington Senators	Disbanded after 1890 season
1891	American Association	Washington Statesmen (a.k.a. Nationals)	Disbanded after 1891 season
1892-99	National League	Washington Senators	Disbanded after 1899 season
1901-04	American League	Washington Senators	Renamed Washington Nationals after 1904 season
1905-55	American League	Washington Nationals	Renamed Washington Senators after 1955 season
1908	Union League	Washington Bandits	League disbanded in 1908
1912	United States League	Washington Senators	Disbanded in mid-1912
1924-25	Eastern Colored League	Washington Potomacs	Moved to Wilmington
1932	East-West League	Washington Pilots	League disbanded in 1932
1936-37	Negro National League	Washington Elite Giants	Moved to Baltimore for 1938 season
1937-48	Negro National League	Washington-Homestead Grays	League disbanded in 1948
1938	Negro National League	Washington Black Senators	Disbanded after 1938 season
1956-60	American League	Washington Senators	Moved to Minnesota for 1961 season
1961-71	American League	Washington Senators	Moved to Texas for 1972 season
2005-	National League	Washington Nationals	Team relocated from Montreal (beg. 2005 season)

SOURCE: National Baseball Hall of Fame and Museum, Cooperstown, NY



## WASHINGTON, D.C. BALLPARKS

Pro baseball teams were formed in our nation's capital beginning in the early 1870s and those franchises played their games in ballparks commonly known as Swampoodle Grounds, Capitol Grounds and Boundary Field.

In 1892, the Washington Senators joined the expanding National League and began playing their home games at a site that would host professional baseball games into the early 1960s. From 1892-99, the Senators played at National Park, which had a seating capacity of approximately 6,500. Although never finishing above sixth place, the team drew fairly well, including more than 200,000 fans in 1896.

When the National League contracted from 12 franchises to eight following the 1899 season, the team was disbanded. However, it would only be two seasons before a professional team occupied that site again.

During those two years, former Western League president Ban Johnson was working to put together a second Major League to rival the NL. In 1901, the American League began play with eight franchises, including the Washington Nationals.

This franchise would play its home games on the same site as the previous National League Washington team, but the ballpark was appropriately renamed American League Base Ball Park and the capacity was expanded to nearly 10,000.

On March 17, 1911, tragedy struck the American League Base Ball Park. The all-wooden ballpark and four surrounding buildings were completely destroyed by a fire started by a plumber's blow lamp and a strong wind. American League Base Ball Park could not be saved as plumbers working on the park's drain pipes had shut off the water supply and by the time firefighters arrived, the grand stand and bleachers were engulfed in flames. At the time, the loss of the ballpark was estimated at \$20,000.

Thomas C. Noyes, president of the Washington franchise, gained approval from the Board of Directors to announce that work would begin immediately on a new ballpark with a steel grandstand. With the players at Spring Training and Opening Day less than a month away, crews worked tirelessly to get the ballpark ready for the home opener.

By Opening Day 1911, the grandstands were sufficiently erected for the Nationals to host the Boston Red Sox with President William Howard Taft in attendance. The work on the ballpark continued when the team was on the road and was completed on July 24, 1911 at a final cost of approximately \$100,000. Seating capacity was more than 27,000, including a presidential box near the first base dugout.

In 1920, the American League Base Ball Park was renamed Griffith Stadium in recognition of the franchise's owner and president, Clark Griffith. The only major alteration to the ballpark was also made in 1920 as the double-decked stands were extended from the bases to the foul poles.

During the late-1930s and 1940s, Griffith Stadium had another part-time tenant - the famed Homestead Grays of the Negro Leagues. Originally from Pennsylvania, the Grays played half of their games at Forbes Field in Pittsburgh and half at Griffith Stadium when the Washington franchise was on the road. Some of the most revered players in Negro League history played for the Grays, including Josh Gibson, Buck Leonard, Cool Papa Bell and Sam Bankhead, as they won nine Negro League championships.

Griffith Stadium, which also hosted the Major League Baseball All-Star Game in 1937 and 1956 and three World Series in 1924, 1925 and 1933, remained the home of the Washington franchise until it was moved to Minneapolis following the 1960 season.

The expansion Washington Senators played their inaugural season at Griffith Stadium in 1961 before moving into District of Columbia Stadium for the 1962 season.

After having been the site of professional baseball in Washington, D.C., since 1892, the final game at Griffith Stadium was played on Sept. 21, 1961 as the Senators fell to Minnesota, 4-3, before a crowd of 1,498 fans. Griffith Stadium was demolished in 1965 and the land is now utilized by Howard University. Nearly 1,000 of the original seats from Griffith Stadium were moved to a Spring Training facility near Orlando, Fla., Tinker Field.

A federally-owned stadium, District of Columbia Stadium was a new three-tiered, multi-purpose facility constructed near the Potomac River at a cost of approximately \$24 million. The Senators signed a 10-year lease on September 29, 1961 with the D.C. Armory Board for the stadium, which had a seating capacity of 45,016.

On April 9, 1962, the Senators played their first regular season game at District of Columbia Stadium. A crowd of 42,143 - including President John F. Kennedy — saw Senators pitcher Bennie Daniels defeat the Detroit Tigers, 4-1. Interestingly enough, Daniels suffered the loss at both the final game at Ebets Field in 1957 and the final game at Griffith Stadium in 1961.

Under the direction of the D.C. Armory Board, the stadium was officially renamed Robert F. Kennedy Memorial Stadium on January 18, 1969.

The 1969 Major League Baseball All-Star Game was the fourth hosted by the Senators and the second at RFK Stadium (also first game in 1962). Despite the American League dropping a 9-3 decision to the National League, Washington fans saw future Hall of Famer Willie McCovey hit a pair of homers and hometown favorite Frank Howard hit one as well.

In 1971, the Senators played their final season at RFK Stadium before moving to Arlington, Tex. The final regular season Major League Baseball game was played at RFK on September 30, 1971. Washington hosted the New York Yankees before a crowd of just 14,460 in a game that was never finished. The Senators were holding on to a 7-5 lead with two outs in the top of the ninth inning when fans rushed the field. The umpiring crew could not clear the field and the game was forfeited to the Yankees, 9-0, per MLB forfeit rules.

## HISTORY &amp; RECORDS

RFK Stadium hosted 16 exhibition games involving Major League teams after the Senators moved in 1971. A portion of the proceeds from most of the games was donated to various charities. Attendance at the 16 contests averaged more than 27,600 per game. Following is a listing of those games:

DATE	TEAMS/SCORE	ATTENDANCE	DATE	TEAMS/SCORE	ATTENDANCE
May 22, 1972	PIT vs. BAL	30,112	April 4, 1992	BOS 4, BAL 3	20,501
August 14, 1972	BOS vs. NYM	32,432	April 5, 1992	BOS 9, PHI 3	16,823
April 5, 1987	NYM 1, PHI 0 (5 innings/rain)	45,614	April 2, 1993	NYM vs. NYY	Postponed (Rain)
April 3, 1988	NYM 10, BAL 7	36,123	April 3, 1993	PIT 4, BAL 3	23,575
April 1, 1989	BAL 6, PIT 4	24,877	April 2, 1994	MIL 8, DET 3	14,376
April 2, 1989	BAL 7, STL 6 (10 innings)	37,204	April 3, 1994	MIL vs. DET	Cancelled
April 7, 1990	STL 11, BAL 10	21,298	April 2, 1999	MON 5, STL 4	20,640
April 6, 1991	BOS 4, BAL 1	37,458	April 3, 1999	STL 2, MON 1	30,112
April 7, 1991	BOS 6, BAL 5	43,264			

On March 14, 2006, Washington, D.C. Mayor Anthony Williams, the D.C. Sports & Entertainment Commission and the Washington Nationals unveiled plans for a 41,000-seat state-of-the-art baseball stadium located in Southeast D.C. Seven weeks later, on May 4, ground was officially broken on the ballpark site. Washington opened Nationals Park on March 30, 2008 with a 3-2 win over Atlanta, televised nationally on ESPN's Sunday Night Baseball. President George W. Bush threw the ceremonial first pitch, then Ryan Zimmerman led the club to victory with a game-ending solo shot in the ninth inning.

## CAPITAL PUNISHER

Frank Howard blasted 237 of his 382 career home runs during his seven-year tenure with the Senators from 1965-71. Only Ryan Zimmerman (264) has hit more long balls while representing Washington D.C. Roy Sievers is third with 180.

"Hondo" came to D.C. on Dec. 4, 1964 via a seven-player trade with the Dodgers that also netted Ken McMullen, Phil Ortega, Dick Nen and Pete Richert in exchange for John Kennedy, Claude Osteen and \$100,000.

A love affair between player and town began almost immediately, as teammates, media and fans alike marveled at Howard's tape-measure home runs, many of which taunted cavernous D.C. Stadium's dimensions.

Howard's 172 homer runs from 1967-70 were the most in MLB in that span, as Hall-of-Famers Harmon Killebrew and Willie McCovey tied for second with just 151.

Howard eventually represented the Senators in four Mid-Summer Classics and led the American League in home runs twice (44 in both 1968 and '70). "The Capital Punisher" also paced the AL in RBI (126) and walks (132) in 1970.



Courtesy of the National Baseball Hall of Fame and Museum in Cooperstown, New York



**THE TRADITION OF OPENING DAY IN WASHINGTON, D.C.**

Each Major League Club has its own unique celebration to mark the opening of the Major League Baseball season, but Opening Day in the nation's capital, Washington, D.C., was always a special and sometimes historic event. Washington, D.C.'s Opening Day tradition dates to April 14, 1910. William Howard Taft, the 27th President of the United States, attended the home opener of the Washington Senators against the Philadelphia Athletics. Numerous other government officials, including Vice President James Sherman, joined President Taft at the ballpark.

An overflow crowd of 12,000 fans—the largest baseball crowd in Washington at that time—gave President Taft a standing ovation as he made his way to his seats on the first-base side. Team president Thomas C. Noyes then took the two managers—Washington's Jimmy McAleer and Philadelphia's legendary Connie Mack—to meet the President.

Just prior to the start of the game, umpire Billy Evans walked over to President Taft's box and presented him with a new baseball. Evans instructed President Taft that he was to throw the ball from his seat in the stands to Senators pitcher Walter Johnson, who was standing at home plate, to officially commence the start of the American League championship season. After giving the ball briefly to First Lady Helen Taft, the President adjusted his gloves and made a good throw to Johnson, who immediately gave the ball to catcher Charles Street to have it secured in a safe place.

President Taft watched the entire game, a 3-0 Washington victory in which Johnson hurled a one-hit, complete-game shutout. After the game, Johnson sent the historic ball to the White House accompanied by a note to President Taft asking for his autograph on the ball. President Taft returned the ball after penning the following on it:

*"For Walter Johnson, with the hope that he may continue to be as formidable as in yesterday's game. William H. Taft."*

Although President Taft was the first to throw out a ceremonial first pitch, it was not the first time a President of the United States attended a Major League Baseball game. Benjamin Harrison, the 23rd U.S. President, is believed to be the first sitting President to attend a Major League game when he witnessed a NL game between Cincinnati and Washington in June 1892. That wasn't even the first interaction with a professional baseball team as nine years earlier President Chester A. Arthur welcomed the Cleveland franchise of the National League to the White House.

Having the President throw out the ceremonial first pitch at Washington's home opener was such an enormous success—not only in the nation's capital but around the country—that it led to the American League granting Washington permission to open the American League championship season one day before the rest of the League. This action was approved on December 13, 1927, in recognition of the U.S. President throwing out the ceremonial first pitch.

Including President Taft's precedent-setting throw in 1910, 12 different Presidents attended a home opener of the Washington Senators a total of 46 times. The Senators posted a 23-23 mark in home openers with a President present.

President Taft (2-0) and Woodrow Wilson (3-0), the 28th U.S. President, were the only two to never see the Senators lose. The only U.S. Presidents never to see Washington win a home opener were Lyndon Johnson (0-3), Richard Nixon (0-2) and Barack Obama (0-1). Following is the breakdown of Washington's record on Opening Day, listed by President:

PRESIDENT OF THE UNITED STATES	WASHINGTON'S RECORD ON OPENING DAY
Woodrow Wilson (D) .....	3-0 (1.000)
William Howard Taft (R) .....	2-0 (1.000)
George W. Bush (R) .....	2-0 (1.000)
Calvin Coolidge (R) .....	3-1 (.750)
Warren Harding (R) .....	2-1 (.667)
Dwight Eisenhower (R) .....	4-3 (.571)
Franklin Roosevelt (D) .....	4-4 (.500)
Harry Truman (D) .....	3-4 (.429)
John F. Kennedy (D) .....	1-2 (.333)
Herbert Hoover (R) .....	1-3 (.250)
Barack Obama (D) .....	0-1 (.000)
Richard Nixon (R) .....	0-2 (.000)
Lyndon Johnson (D) .....	0-3 (.000)
<b>TOTAL</b>	<b>25-24 (.510)   Democrats 11-14 (.440), Republicans 14-10 (.583)</b>

Prior to the Senators move to Texas in 1972, each President since Taft was in attendance for a Washington Senators home opener at least once. Several Presidents had to miss on occasion, including President Taft in 1912 because of the sinking of the Titanic and President Wilson in 1918 and 1919 because of World War I.

Since 1972, the tradition of Presidents and Opening Day has continued in other Major League cities. The only President to never throw out a ceremonial first pitch at an Opening Day game was Jimmy Carter. President George W. Bush threw out the ceremonial first pitch at RFK Stadium on April 14, 2005 to usher the return of baseball to the nation's capital, then again to open Nationals Park on March 30, 2008. President Barack Obama continued the tradition on April 5, 2010, throwing out the first pitch prior to the Nationals' season opener vs. Philadelphia.



## HISTORY &amp; RECORDS

## FRANCHISE OPENING DAY NOTES

## FRANCHISE OPENING DAY HISTORY

The 2019 season - the Nationals' 15th in the nation's capital - begins on March 28 when they face the New York Mets at Nationals Park...The Nationals are 7-7 on Opening Day, including 3-4 at home and 4-3 on the road...Washington opened 2018 with a 2-0 win on the road at Cincinnati.

- Washington is 7-7 in season openers...The Nationals/Expos record on Opening Day is 25-25 (.500), including an all-time mark of 6-7 in just 13 season openers at home and 19-18 in road openers...The Expos went 18-18 (.500) on Opening Day (15-15 in road openers; 3-3 in Quebec and 3-3 when playing host on Opening Day).
- Opening Day 2019 will mark the fourth time the Nationals (2005-pres.) have faced the Mets on Opening Day...Washington faced New York on Opening Day in 2006, 2014 and 2015.
- The Washington Nationals opened Nationals Park and earned their first Opening Day victory on March 30, 2008, with a 3-2 win over Atlanta on ESPN's Sunday Night Baseball...Ryan Zimmerman led the Nationals to victory with a walk-off solo homer in the bottom of the ninth inning, snapping a streak of four consecutive losses in season openers for the Nationals/Expos...Opening Day in Washington, D.C. has long been a baseball tradition, as from 1952-71, the Senators annually opened the American League schedule by hosting a game.

## OPENING DAY STARTING NODS

Twenty-four different pitchers have toed the rubber in a starting role for the Nationals/Expos on Opening Day in 50 seasons since 1969...Only nine made more than one Opening Day start for this franchise...Four have made more than one for the Nationals since 2005.

PITCHER	OPENING DAY STARTS (MON/WSH)	PITCHER	OPENING DAY STARTS (2005-PRES.)
Steve Rogers.....	9 (1976-83, 1985)	Stephen Strasburg.....	4 (2012-14, 2017)
Dennis Martinez.....	6 (1988-93)	Livan Hernandez.....	3 (2005-06, 2011)
Livan Hernandez.....	4 (2004-06, 2011)	Max Scherzer.....	3 (2015-16, 2018)
Stephen Strasburg.....	4 (2012-14, 2017)	John Lannan.....	2 (2009-10)
Max Scherzer.....	3 (2015-16, 2018)		
Jeff Fassero.....	3 (1994-96)		
Dustin Hermanson.....	2 (1999-00)		
John Lannan.....	2 (2009-10)		
Javier Vazquez.....	2 (2001-02)		

- 15 pitchers have made one Opening Day start for the Nationals/Expos franchise: Odalis Perez (2008), John Patterson (2007), Tony Armas Jr. (2003), Carlos Perez (1998), Jim Bullinger (1997), Floyd Youmans (1987), Bryn Smith (1986), Charlie Lea (1984), Dave McNally (1975), Steve Renko (1974), Mike Torrez (1973), Bill Stoneman (1972), Carl Morton (1971), Joe Sparma (1970), Jim Grant (1969).

## FRANCHISE OPENING DAY STARTING LINEUPS (MONTREAL EXPOS 1969-2004, WASHINGTON NATIONALS 2005-PRESENT)

APRIL 6, 1969 at NYM	
MONTREAL	11
NYM	10
Attendance — 44,541	
Maury Wills.....SS	2B
Gary Sutherland.....2B	
Rusty Staub.....RF	
Mack Jones.....LF	
Bob Bailey.....1B	
John Bateman.....C	
Coco Laboy.....3B	
Don Hahn.....CF	
Jim Grant.....RHP	

APRIL 6, 1970 at CIN	
MONTREAL	1
CIN	5
Attendance — 30,124	
Gary Sutherland.....2B	
Rusty Staub.....RF	
Ron Fairly.....1B	
Bob Bailey.....LF	
Coco Laboy.....3B	
Adolfo Phillips.....CF	
John Boccabella.....C	
Bobby Wine.....SS	
Joe Sparma.....RHP	

APRIL 6, 1971 at NYM	
MONTREAL	2
NYM	4
Attendance — 26,062	
Boots Day.....CF	
Ron Hunt.....2B	
Rusty Staub.....RF	
Bob Bailey.....3B	
Ron Fairly.....1B	
Mack Jones.....LF	
John Bateman.....C	
Bobby Wine.....SS	
Carl Morton.....RHP	

APRIL 15, 1972 at STL	
MONTREAL	3
STL	2
Attendance — 7,808	
Ron Hunt.....2B	
Bob Bailey.....3B	
Mike Jorgensen.....LF	
Ron Fairly.....RF	
Ken Singleton.....1B	
Boots Day.....CF	
Terry Humphrey.....C	
Tim Foli.....SS	
Bill Stoneman.....RHP	

APRIL 6, 1973 at CHI	
MONTREAL	2
CHI	3
Attendance — 40,273	
Ron Hunt.....2B	
Tim Foli.....SS	
Mike Jorgensen.....1B	
Ron Fairly.....LF	
Ken Singleton.....RF	
Bob Bailey.....3B	
Jorge Roque.....CF	
John Boccabella.....C	
Mike Torrez.....RHP	

APRIL 10, 1974 at PIT	
MONTREAL	12
PIT	8
Attendance — 40,434 [13 min.]	
Ron Hunt.....3B	
Willie Davis.....CF	
Bob Bailey.....LF	
Hal Breeden.....1B	
Ken Singleton.....RF	
Jim Cox.....2B	
Barry Foote.....C	
Tim Foli.....SS	
Steve Renko.....RHP	

APRIL 7, 1975 at STL	
MONTREAL	8
STL	4
Attendance — 31,769	
Tony Scott.....LF	
Tim Foli.....SS	
Pepe Manguual.....CF	
Mike Jorgensen.....1B	
Barry Foote.....C	
Gary Carter.....RF	
Pete Mackanin.....2B	
Larry Parrish.....3B	
Dave McNally.....LHP	

APRIL 9, 1976 at NYM	
MONTREAL	2
NYM	3
Attendance — 15,963	
Pepe Manguual.....CF	
Larry Blittner.....LF	
Mike Jorgensen.....1B	
Larry Parrish.....3B	
Barry Foote.....C	
Gary Carter.....RF	
Pete Mackanin.....2B	
Tim Foli.....SS	
Steve Rogers.....RHP	

APRIL 9, 1977 at PHI	
MONTREAL	4
PHI	3
Attendance — 43,367	
Dave Cash.....2B	
Tim Foli.....SS	
Ellis Valentine.....RF	
Tony Perez.....1B	
Larry Parrish.....3B	
Gary Carter.....C	
Andre Dawson.....CF	
Warren Cromartie.....LF	
Steve Rogers.....RHP	

APRIL 7, 1978 at NYM	
MONTREAL	1
NYM	3
Attendance — 11,736	
Ellis Valentine.....RF	
Dave Cash.....2B	
Andre Dawson.....CF	
Gary Carter.....C	
Tony Perez.....1B	
Warren Cromartie.....LF	
Larry Parrish.....3B	
Chris Speier.....SS	
Steve Rogers.....RHP	

APRIL 6, 1979 at PIT	
MONTREAL	3
PIT	2
Attendance — 36,141 [10 min.]	
Andre Dawson.....CF	
Rodney Scott.....2B	
Warren Cromartie.....LF	
Ellis Valentine.....RF	
Tony Perez.....1B	
Gary Carter.....C	
Larry Parrish.....3B	
Chris Speier.....SS	
Steve Rogers.....RHP	

APRIL 11, 1980 at PHI	
MONTREAL	3
PHI	6
Attendance — 48,460	
Ron Leflore.....LF	
Rodney Scott.....2B	
Andre Dawson.....CF	
Ellis Valentine.....RF	
Larry Parrish.....3B	
Gary Carter.....C	
Warren Cromartie.....1B	
Chris Speier.....SS	
Steve Rogers.....RHP	

**FRANCHISE OPENING DAY STARTING LINEUPS (MONTREAL EXPOS 1969-2004, WASHINGTON NATIONALS 2005-PRESENT)**

**APRIL 6, 1981 at PIT**

MONTREAL	6
PIT	3
Attendance	40,332
Tim Raines	LF
Rodney Scott	2B
Andre Dawson	CF
Ellis Valentine	RF
Gary Carter	C
Larry Parrish	3B
Warren Cromartie	1B
Chris Speier	SS
Steve Rogers	RHP

**APRIL 4, 1988 vs. NYM**

NYM	10
MONTREAL	6
Attendance	55,413
Tim Raines	LF
Mitch Webster	CF
Hubie Brooks	RF
Tim Wallach	3B
Andrés Galarraga	1B
Tom Foley	2B
Luis Rivera	SS
Jeff Reed	C
Dennis Martinez	RHP

**APRIL 26, 1995 at PIT**

MONTREAL	6
PIT	2
Attendance	34,841
Mike Lansing	2B
Cliff Floyd	1B
Roberto Kelly	CF
Moises Alou	RF
Darrin Fletcher	C
Wli Cordero	SS
Tony Tarasco	LF
Sean Berry	3B
Jeff Fassero	LHP

**APRIL 3, 2002 vs. FLA**

FLA	6
MONTREAL	7
Attendance	34,351
Peter Bergeron	CF
José Vidro	2B
Vladimir Guerrero	RF
Orlando Cabrera	SS
Lee Stevens	1B
Chris Truby	3B
Brad Wilkerson	LF
Michael Barrett	C
Javier Vazquez	RHP

**APRIL 9, 1982 at PHI**

MONTREAL	2
PHI	0
Attendance	7,795
Tim Raines	LF
Wallace Johnson	2B
Andre Dawson	CF
Al Oliver	1B
Gary Carter	RF
Warren Cromartie	C
Tim Wallach	3B
Chris Speier	SS
Steve Rogers	RHP

**APRIL 4, 1989 vs. PIT**

PIT	5
MONTREAL	6
Attendance	35,154
Tim Raines	LF
Dave Martinez	CF
Andrés Galarraga	1B
Hubie Brooks	RF
Tim Wallach	3B
Tom Foley	2B
Nelson Santovenia	C
Spike Owen	SS
Dennis Martinez	RHP

**APRIL 2, 1996 at CIN**

MONTREAL	1
CIN	4
Attendance	53,136
Mark Grudzielanek	SS
Mike Lansing	2B
Rondell White	CF
Moises Alou	LF
David Segui	1B
Sherman Obando	RF
Darrin Fletcher	C
Shane Andrews	3B
Jeff Fassero	LHP

**MARCH 31, 2003 at ATL**

MONTREAL	10
ATL	2
Attendance	40,258
Endy Chavez	CF
José Vidro	2B
Ron Colloway	RF
Wli Cordero	1B
Brad Wilkerson	LF
Orlando Cabrera	SS
Fernando Tatis	3B
Michael Barrett	C
Tony Armas, Jr.	RHP

**APRIL 6, 1983 at CHI**

MONTREAL	3
CHI	0
Attendance	4,802
Tim Raines	LF
Bryan Little	SS
Andre Dawson	CF
Al Oliver	1B
Gary Carter	3B
Tim Wallach	C
Warren Cromartie	RF
Doug Flynn	2B
Steve Rogers	RHP

**APRIL 9, 1990 at STL**

MONTREAL	5
STL	3
Attendance	48,752 [11 in.]
Delino DeShields	2B
Marquis Grissom	CF
Tim Raines	LF
Tim Wallach	3B
Andrés Galarraga	1B
Larry Walker	RF
Nelson Santovenia	C
Spike Owen	SS
Dennis Martinez	RHP

**APRIL 1, 1997 vs. STL**

STL	1
MONTREAL	2
Attendance	33,437
Mark Grudzielanek	SS
Mike Lansing	2B
Rondell White	CF
Henry Rodriguez	LF
David Segui	1B
Darrin Fletcher	C
Joe Ursulak	RF
Shane Andrews	3B
Jim Bullinger	RHP

**APRIL 6, 2004 at FLA**

MONTREAL	3
FLA	4
Attendance	55,315
Peter Bergeron	CF
José Vidro	2B
Carl Everett	RF
Orlando Cabrera	SS
Brad Wilkerson	1B
Tony Batista	3B
Termel Sledge	LF
Brian Schneider	C
Livan Hernandez	RHP

**APRIL 3, 1984 at HOU**

MONTREAL	4
HOU	2
Attendance	28,105
Pete Rose	LF
Bryan Little	2B
Tim Raines	CF
Andre Dawson	RF
Gary Carter	C
Tim Wallach	3B
Terry Francona	1B
Argenis Salazar	SS
Charlie Lea	RHP

**APRIL 8, 1991 at PIT**

MONTREAL	7
PIT	0
Attendance	54,274
Delino DeShields	2B
Dave Martinez	CF
Ivan Calderon	LF
Tim Wallach	3B
Larry Walker	RF
Andrés Galarraga	1B
Ron Hassey	C
Spike Owen	SS
Dennis Martinez	RHP

**APRIL 1, 1998 vs. PIT**

PIT	4
MONTREAL	0
Attendance	31,220
Mark Grudzielanek	SS
F.P. Santangelo	CF
Vladimir Guerrero	RF
Brad Fullmer	1B
Rondell White	LF
José Vidro	2B
Shane Andrews	3B
Chris Widger	C
Carlos Perez	LHP

**APRIL 4, 2005 at PHI**

WASHINGTON	4
PHI	8
Attendance	44,080
Brad Wilkerson	CF
Cristian Guzman	SS
José Vidro	2B
Jose Guillen	RF
Nick Johnson	1B
Vinny Castilla	3B
Termel Sledge	LF
Brian Schneider	C
Livan Hernandez	RHP

**APRIL 8, 1985 at CIN**

MONTREAL	1
CIN	4
Attendance	52,971
Tim Raines	LF
Herm Winningham	CF
Andre Dawson	RF
Dan Driessens	1B
Hubie Brooks	SS
Vance Law	2B
Tim Wallach	3B
Mike Fitzgerald	C
Steve Rogers	RHP

**APRIL 6, 1992 at PIT**

MONTREAL	0
PIT	2
Attendance	48,000
Delino DeShields	2B
Marquis Grissom	CF
Ivan Calderon	LF
Tim Wallach	1B
Bret Barberie	3B
Darrin Fletcher	C
Spike Owen	SS
Dennis Martinez	RHP

**APRIL 5, 1999 at PIT**

MONTREAL	9
PIT	2
Attendance	43,405
Wilton Guerrero	2B
Orlando Cabrera	SS
Rondell White	LF
Vladimir Guerrero	RF
Brad Fullmer	1B
Michael Barrett	3B
Chris Widger	C
Manny Martinez	CF
Dustin Hermanson	RHP

**APRIL 3, 2006 at NYM**

WASHINGTON	2
NYM	3
Attendance	54,371
Brandon Watson	CF
José Vidro	2B
Jose Guillen	RF
Nick Johnson	1B
Alfonso Soriano	1B
Ryan Zimmerman	3B
Royce Clayton	SS
Brian Schneider	C
Livan Hernandez	RHP

**APRIL 6, 1986 at ATL**

MONTREAL	0
ATL	6
Attendance	37,858
Tim Raines	LF
Vance Law	2B
Andre Dawson	RF
Jason Thompson	1B
Hubie Brooks	SS
Tim Wallach	3B
Mitch Webster	CF
Dann Bilardello	C
Bryn Smith	RHP

**APRIL 5, 1993 at CIN**

MONTREAL	1
CIN	2
Attendance	55,456
Delino DeShields	2B
Moises Alou	LF
Marquis Grissom	CF
Larry Walker	RF
Frank Bolick	3B
John Vander Wal	1B
Wli Cordero	SS
Tim Laker	C
Dennis Martinez	RHP

**APRIL 3, 2000 vs. LAD**

LAD	10
MONTREAL	4
Attendance	51,249
Peter Bergeron	CF
José Vidro	2B
Rondell White	LF
Vladimir Guerrero	RF
Lee Stevens	1B
Michael Barrett	3B
Chris Widger	C
Orlando Cabrera	SS
Dustin Hermanson	RHP

**APRIL 2, 2007 vs. FLA**

FLA	9
WASHINGTON	2
Attendance	40,389
Felipe Lopez	2B
Cristian Guzman	SS
Ryan Zimmerman	3B
Austin Kearns	RF
Paul Lo Duca	1B
Brian Schneider	C
Ryan Church	LF
Nook Logan	CF
John Patterson	RHP

**APRIL 6, 1987 at CIN**

MONTREAL	5
CIN	11
Attendance	55,166
Alonzo Powell	LF
Mitch Webster	RF
Andrés Galarraga	1B
Hubie Brooks	SS
Tim Wallach	3B
Vance Law	2B
Jeff Reed	C
Reid Nichols	CF
Floyd Youmans	RHP

**APRIL 4, 1994 at HOU**

MONTREAL	5
HOU	6
Attendance	43,440 [12 in.]
Marquis Grissom	CF
Mike Lansing	2B
Moises Alou	LF
Larry Walker	RF
Darrin Fletcher	C
Wli Cordero	SS
Cliff Floyd	1B
Sean Berry	3B
Jeff Fassero	LHP

**APRIL 2, 2001 at CHI**

MONTREAL	5
CHI	4
Attendance	38,466 [10 in.]
Peter Bergeron	CF
José Vidro	2B
Fernando Tatis	3B
Vladimir Guerrero	RF
Lee Stevens	1B
Milton Bradley	LF
Orlando Cabrera	SS
Michael Barrett	C
Javier Vazquez	RHP

**March 30, 2008 vs. ATL**

ATL	2
WASHINGTON	3
Attendance	39,389
Cristian Guzman	SS
Lastings Milledge	CF
Ryan Zimmerman	3B
Nick Johnson	1B
Austin Kearns	RF
Paul Lo Duca	C
Elijah Dukes	CF
Ronnie Belliard	2B
Odalis Perez	LHP



## HISTORY &amp; RECORDS

## FRANCHISE OPENING DAY STARTING LINEUPS (MONTREAL EXPOS 1969-2004, WASHINGTON NATIONALS 2005-PRESENT)

April 6, 2009 at FLA	
WASHINGTON	6
FLA	12
Attendance — 34,323	
Lastings Milledge.....CF	
Cristian Guzman.....SS	
Ryan Zimmerman.....3B	
Adam Dunn.....LF	
Nick Johnson.....1B	
Austin Kearns.....RF	
Ronnie Belliard.....2B	
Jesus Flores.....C	
John Lannan.....LHP	

April 5, 2010 vs. PHI	
PHI	11
WASHINGTON	1
Attendance — 41,290	
Neyer Morgan.....CF	
Willie Harris.....RF	
Ryan Zimmerman.....3B	
Adam Dunn.....1B	
Josh Willingham.....LF	
Adam Kennedy.....2B	
Ivan Rodriguez.....C	
Ian Desmond.....SS	
John Lannan.....LHP	

March 31, 2011 vs. ATL	
ATL	2
WASHINGTON	0
Attendance — 39,055	
Ian Desmond.....SS	
Jayson Werth.....RF	
Ryan Zimmerman.....3B	
Adam LaRoche.....1B	
Michael Morse.....LF	
Rick Ankiel.....CF	
Danny Espinosa.....2B	
Ivan Rodriguez.....C	
Livan Hernandez.....RHP	

April 5, 2012 at CHI	
WASHINGTON	2
CHI	1
Attendance — 41,176	
Ian Desmond.....SS	
Danny Espinosa.....2B	
Ryan Zimmerman.....3B	
Adam LaRoche.....1B	
Jayson Werth.....RF	
Mark DeRosa.....LF	
Roger Bernadina.....CF	
Wilson Ramos.....C	
Stephen Strasburg.....RHP	

April 1, 2013 vs. MIA	
MIA	0
WASHINGTON	2
Attendance — 45,274	
Denard Span.....CF	
Jayson Werth.....RF	
Byce Harper.....3B	
Ryan Zimmerman.....3B	
Adam LaRoche.....1B	
Ian Desmond.....SS	
Danny Espinosa.....2B	
Wilson Ramos.....C	
Stephen Strasburg.....RHP	

March 31, 2014 at NYM	
WASHINGTON	9
NYM	7
Attendance — 42,442	
Denard Span.....CF	
Ryan Zimmerman.....3B	
Jayson Werth.....RF	
Wilson Ramos.....C	
Byce Harper.....LF	
Ian Desmond.....SS	
Adam LaRoche.....1B	
Anthony Rendon.....2B	
Stephen Strasburg.....RHP	

April 6, 2015 vs. NYM	
NYM	3
WASHINGTON	1
Attendance — 42,295	
Michael A. Taylor.....CF	
Yunel Escobar.....3B	
Byce Harper.....RF	
Ryan Zimmerman.....1B	
Wilson Ramos.....C	
Ian Desmond.....SS	
Dan Uggla.....2B	
Tyler Moore.....LF	
Max Scherzer.....RHP	

April 4, 2016 at ATL	
WASHINGTON	4
ATL	3
Attendance — 48,282	
Ben Revere.....CF	
Anthony Rendon.....3B	
Byce Harper.....RF	
Ryan Zimmerman.....1B	
Daniel Murphy.....2B	
Jayson Werth.....LF	
Wilson Ramos.....C	
Danny Espinosa.....SS	
Max Scherzer.....RHP	

April 3, 2017 vs. MIA	
MIA	2
WASHINGTON	4
Attendance — 42,774	
Trea Turner.....SS	
Adam Eaton.....CF	
Byce Harper.....RF	
Daniel Murphy.....2B	
Ryan Zimmerman.....1B	
Jayson Werth.....LF	
Stephen Drew.....3B	
Matt Wieters.....C	
Stephen Strasburg.....RHP	

March 30, 2018 at CIN	
WASHINGTON	2
CIN	0
Attendance — 43,878	
Adam Eaton.....LF	
Anthony Rendon.....3B	
Byce Harper.....RF	
Ryan Zimmerman.....1B	
Howie Kendrick.....2B	
Trea Turner.....SS	
Michael A. Taylor.....CF	
Matt Wieters.....C	
Max Scherzer.....RHP	





**OPENING DAY HISTORY — BASEBALL IN WASHINGTON, D.C. (1901-PRESENT)**

**BASEBALL IN D.C. — OPENING DAY**

When a Washington-based team has kicked off the season by celebrating Opening Day in the District (as opposed to marking Opening Day on the road), 13 U.S. Presidents have thrown the season's ceremonial first pitch at either a Nationals or Senators game since 1910...The 13 Commanders in Chief to open the season with a ceremonial first pitch: William H. Taft (1910-11), Woodrow Wilson (1912, '14), Warren Harding (1921-22), Calvin Coolidge (1924, '27-28), Herbert Hoover (1929-32), Franklin D. Roosevelt ( 1933, '35-41), Harry S. Truman (1946, '48-50, '52), Dwight Eisenhower (1953-58, '60), John F. Kennedy (1961-63), Lyndon Johnson (1964-65, '67), Richard Nixon (1969), George W. Bush (2008), and Barack Obama (2010). For more on the POTUS and the Nationals, visit page 161 of the Media Guide.

<i>(NOTE: ALL OPPONENTS LISTED IN AL FROM 1901-1971)</i>							FIRST PITCH
YEAR	DATE/SITE/OPPONENT	RESULT	WP	LP	ATT.	U.S. PRESIDENT	
1901	April 26 at PHI	W5-1	CARRICK	Fraser	10,000	—	
1902	April 23 vs. BOS	W7-3	ORTH	Dineen	6,253	—	
1903	April 22 vs. NYY	W3-1	CHESBRO	Orth	10,000	—	
1904	April 14 vs. PHI	L3-8	Plank	WILSON	6,000	—	
1905	April 14 vs. NYY	L2-4	Chesbro	PATTEN	9,161	—	
1906	April 14 vs. PHI	L3-4	Bender	HUGHES	12,962	—	
1907	April 11 vs. NYY	L2-3	Orth	HUGHES	12,902	—	
1908	April 14 at BOS	L1-3	YOUNG	Smith	18,752	—	
1909	April 12 vs. NYY	W4-1	SMITH	Newton	12,078	—	
<b>DECADE OPENING DAY RECORD: 4-5</b>							
1910	April 14 vs. PHI	W3-0	JOHNSON	Plank	12,226	Taft	
1911	April 12 vs. BOS	W8-5	WALKER	Wood	16,000	Taft	
1912	April 11 at PHI	L2-4	Coombs	JOHNSON	15,000	—	
1913	April 10 vs. NYY	W2-1	JOHNSON	McConnell	20,000	Wilson	
1914	April 14 at BOS	W3-0	JOHNSON	Collins	20,000	—	
1915	April 14 vs. NYY	W7-0	JOHNSON	Warhop	15,557	Wilson	
1916	April 12 at NYY	W3-2	JOHNSON	Caldwell	20,000	—	
1917	April 11 at PHI	W3-0	W.JOHNSON	R.Johnson	8,000	—	
1918	April 15 vs. NYY	L3-6	Mogridge	JOHNSON	15,000	—	
1919	April 23 vs. PHI	W1-0	JOHNSON	Perry	14,000	—	
<b>DECADE OPENING DAY RECORD: 8-2</b>							
1920	April 15 at BOS	L6-7	Russell	JOHNSON	7,000	—	
1921	April 13 vs. BOS	L3-6	Jones	JOHNSON	18,212	Harding	
1922	April 12 vs. NYY	W6-5	MOGRIDGE	Jones	27,000	Harding	
1923	April 18 at PHI	L1-3	Harriss	JOHNSON	20,000	—	
1924	April 15 vs. PHI	W4-0	JOHNSON	Harriss	25,000	Coolidge	
1925	April 14 at NYY	L1-5	Shocker	MOGRIDGE	50,000	—	
1926	April 13 vs. PHI	W1-0	JOHNSON	Rommel	25,000	VP Dawes	
1927	April 12 vs. BOS	W6-2	COVELESKI	Harriss	30,000	Coolidge	
1928	April 10 vs. BOS	L5-7	MacFayden	GASTON	25,000	Coolidge	
1929	April 17 vs. PHI	L4-13	Rommel	JONES	25,000	Hoover	
<b>DECADE OPENING DAY RECORD: 4-6</b>							
1930	April 14 vs. BOS	L3-4	Smith	BRAXTON	20,000	Hoover	
1931	April 14 vs. PHI	L3-5	Grove	CROWDER	32,000	Hoover	
1932	April 11 vs. BOS	W1-0	CROWDER	MacFayden	18,000	Hoover	
1933	April 12 vs. PHI	W4-1	CROWDER	Freitas	24,000	Roosevelt	
1934	April 17 at BOS	W6-5	CROWDER	Johnson	33,336	—	
1935	April 17 vs. PHI	W4-2	WHITEHILL	Cain	20,000	Roosevelt	
1936	April 14 vs. NYY	W1-0	NEWSOM	Gomez	31,000	Roosevelt	
1937	April 19 vs. PHI	L3-4	Williams	CASCARELLA	33,000	Roosevelt	
1938	April 18 vs. PHI	W12-8	FERRELL	Williams	29,000	Roosevelt	
1939	April 20 at PHI	L0-2	Caster	DESHONG	7,000	—	
<b>DECADE OPENING DAY RECORD: 6-4</b>							
1940	April 16 vs. BOS	L0-1	Grove	LEONARD	31,000	Roosevelt	
1941	April 14 vs. NYY	L0-3	Russo	LEONARD	32,000	Roosevelt	
1942	April 14 vs. NYY	L0-7	Ruffing	HUDSON	31,000	VP Wallace	
1943	April 20 vs. PHI	W7-5	CARRASQUEL	Christopher	25,093	Christoph	
1944	April 18 vs. PHI	L2-3	Berry	CANDINI	27,000	VP Wallace	
1945	April 17 at PHI	W14-8	LEONARD	Newsom	7,846	—	
1946	April 16 vs. BOS	L3-6	Hughson	WOLFF	30,372	Truman	
1947	April 15 at BOS	L6-7	Dorish	WYNN	30,822	—	
1948	April 19 vs. NYY	L4-12	Reynolds	WYNN	31,728	Truman	
1949	April 18 vs. PHI	W3-2	SCARBOROUGH	Fowler	26,000	Truman	

**DECADE OPENING DAY RECORD: 3-7**

**HALF CENTURY OPENING-DAY RECORD: 25-24**



## HISTORY & RECORDS

<i>[NOTE: ALL OPPONENTS LISTED IN AMERICAN LEAGUE]</i>						
YEAR	DATE/SITE/OPPONENT	RESULT	WP	LP	ATT.	FIRST PITCH U.S. PRESIDENT
1950	April 18 vs. PHI	W8-7	SCARBOROUGH	Scheib	29,320	Truman
1951	April 17 at PHI	W6-1	MARRERO	Schantz	8,285	—
1952	April 15 vs. BOS	L0-3	Parnell	PORTERFIELD	25,869	Truman
1953	April 16 vs. NYY	L3-6	Sain	PORTERFIELD	25,112	Eisenhower
1954	April 13 vs. NYY	W5-3	DIXON	Reynolds	27,160	Eisenhower
1955	April 11 vs. BAL	W12-5	PORTERFIELD	Kretlow	26,634	Eisenhower
1956	April 17 vs. NYY	L4-10	Larsen	PASCUAL	27,837	Eisenhower
1957	April 15 vs. BAL	L6-7	Loes	PASCUAL	23,872	Eisenhower
1958	April 14 vs. BOS	W5-2	RAMOS	Sullivan	26,675	Eisenhower
1959	April 9 vs. BAL	W9-2	RAMOS	Harshman	26,850	VP Nixon
<b>DECADE OPENING DAY RECORD: 6-4</b>						
1960	April 18 vs. BOS	W10-1	PASCUAL	Sturdivant	28,327	Eisenhower
1961	April 10 vs. CWS	L3-4	Baumann	DONOVAN	26,725	Kennedy
1962	April 9 vs. DET	W4-1	DANIELS	Mossi	44,383	Kennedy
1963	April 8 vs. BAL	L1-3	Barber	RUDOLPH	43,022	Kennedy
1964	April 13 vs. LAA	L0-4	McBride	OSTEEN	40,145	Johnson
1965	April 12 vs. BOS	L2-7	Monbouquette	ORTEGA	43,554	Johnson
1966	April 11 vs. CLE	L2-5	McDowell	RICHART	44,468	VP Humphrey
1967	April 10 vs. NYY	L0-8	Stottlemyre	RICHART	44,382	Johnson
1968	April 10 vs. MIN	L0-2	Chance	PASCUAL	32,063	VP Humphrey
1969	April 7 vs. NYY	L4-8	Stottlemyre	PASCUAL	45,113	Nixon
<b>DECADE OPENING DAY RECORD: 2-8</b>						
1970	April 6 vs. DET	L0-5	Lolich	BOSMAN	45,015	—
1971	April 5 vs. OAK	W8-0	BOSMAN	Blue	45,061	—
<b>DECADE OPENING DAY RECORD: 1-1</b>						
1972-2004 *** NO MAJOR LEAGUE BASEBALL TEAM IN WASHINGTON, D.C. ***						
2005	April 4 at PHI	L4-8	Lieber	HERNANDEZ	44,080	—
2006	April 3 at NYM	L2-3	Glavine	HERNANDEZ	54,371	—
2007	April 2 vs. FLA	L2-9	Willis	PATTERSON	40,389	—
2008	March 30 vs. ATL	W3-2	NAUCH	Moylan	39,389	Bush
2009	April 6 at FLA	L6-12	Rolasco	LANNAN	34,323	—
<b>DECADE OPENING DAY RECORD: 1-4</b>						
2010	April 5 vs. PHI	L1-11	Halladay	Lannan	41,290	Obama
2011	March 31 vs. ATL	L0-2	Lowe	HERNANDEZ	39,055	—
2012	April 5 at CHI	W2-1	CLIPPARD	Marmol	41,176	—
2013	April 1 vs. MIA	W2-0	STRASBURG	Nolasco	45,274	—
2014	March 31 at NYM	W9-7	BARRETT	Familia	42,442	—
2015	April 6 vs. NYM	L1-3	Colon	SCHERZER	42,295	—
2016	April 4 at ATL	W4-3	TREINEN	O'Flaherty	48,282	—
2017	April 3 vs. MIA	W4-2	STRASBURG	Phelps	42,744	—
2018	March 30 at CIN	W2-0	SCHERZER	Bailey	43,878	—
<b>DECADE OPENING DAY RECORD: 6-3</b>						

**BASEBALL IN WASHINGTON, D.C. OPENING-DAY RECORD: 41-44 (.482)**

## WASHINGTON, D.C. HOME OPENERS DAY WHEN SEASON BEGAN ON THE ROAD (1901-PRESENT)

<i>[NOTE: ALL OPPONENTS LISTED IN AL FROM 1901-1971]</i>						
YEAR	DATE/SITE/OPPONENT	RESULT	WP	LP	ATT.	FIRST PITCH U.S. PRESIDENT
1901	April 29 vs. BAL	W5-2	CARRICK	McGinnity	10,000	—
1908	April 22 vs. BOS	L3-5	Winter	SMITH	10,000	—
1912	April 19 vs. PHI	W6-0	JOHNSON	Brown	9,000	VP Sherman
1914	April 23 vs. BOS	L0-5	R.Johnson	W.JOHNSON	18,000	—
1916	April 20 vs. NYY	W12-4	JOHNSON	Keating	12,000	Wilson
1917	April 20 vs. PHI	L4-6	Johnson	GALLIA	7,000	VP Marshall
1920	April 22 vs. BOS	W8-5	ERICKSON	Karr	16,000	VP Marshall
1923	April 26 vs. PHI	W2-1	ZACHARY	Harris	22,000	Harding
1925	April 22 vs. NYY	W10-1	JOHNSON	Shocker	35,000	Coolidge
1934	April 24 vs. BOS	L0-5	Welch	RUSSELL	25,000	Roosevelt
1939	April 21 vs. NYY	L3-6	Gomez	KRAKAUSKAS	32,000	VP Garner
1945	April 20 vs. NYY	L3-6	Bevens	HAEFNER	24,494	—
1947	April 18 vs. NYY	L0-7	Reynolds	NEWSOM	28,579	*Truman
1951	April 20 vs. NYY	W5-3	CONSUEGRA	Byrne	27,331	Truman
2005	April 14 vs. ARI	W5-3	HERNANDEZ	Vazquez	43,861	George W. Bush
2006	April 11 vs. NYM	L1-7	Bannister	ORTIZ	40,530	VP Cheney
2009	April 13 vs. PHI	L8-9	Moyer	RIVERA	40,386	—
2012	April 12 vs. CIN	W3-2	STAMMEN	Simon	40,907	—
2014	April 4 vs. ATL	L1-2	Avilan	CLIPPARD	42,834	—
2016	April 7 vs. MIA	L4-6	Phelps	ROARK	41,650	—
2018	April 5 vs. NYM	L2-8	deGrom	STRASBURG	42,477	—

**BASEBALL IN WASHINGTON, D.C. RECORD IN HOME OPENERS WHEN SEASON BEGAN ON ROAD: 9-12 (.429)**

\*Truman threw one ball right-handed and one left-handed.

**WASHINGTON SENATORS YEAR-BY-YEAR**

YEAR	WINS	LOSSES	PCT.	DIVISION		ATTENDANCE	MANAGER(S)
				FINISH	GB/GA		
1901	61	72	.459	6	-20.5	161,661	Jim Manning
1902	61	75	.449	6	-22.0	188,158	Tom Loftus
1903	43	94	.314	8	-47.5	128,878	Tom Loftus
1904	38	113	.251	8	-55.5	131,744	Malachi Kittridge
1905	64	87	.421	7	-29.5		Patsy Donovan
1906	55	95	.367	7	-37.5	252,027	Jake Stahl
1907	49	102	.325	8	-43.5	129,903	Jake Stahl
1908	67	85	.441	7	-22.5	221,929	Joe Cantillon
1909	42	110	.276	8	-56.0	264,252	Joe Cantillon
1910	66	85	.437	7	-36.5	205,199	Joe Cantillon
1911	64	90	.416	7	-38.5	254,591	Jimmy McAleer
1912	91	61	.599	2	-14.0	244,884	Jimmy McAleer
1913	90	64	.584	2	-6.5	350,663	Clark Griffith
1914	81	73	.526	3	-19.0	325,831	Clark Griffith
1915	85	68	.556	4	-17.0	243,888	Clark Griffith
1916	76	77	.497	7	-14.5	167,332	Clark Griffith
1917	74	79	.484	5	-25.5	177,265	Clark Griffith
1918	72	56	.563	3	-4.0	89,682	Clark Griffith
1919	56	84	.400	7	-32.0	182,122	Clark Griffith
1920	68	84	.447	6	-29.0	234,096	Clark Griffith
1921	80	73	.523	4	-18.0	359,260	Clark Griffith
1922	69	85	.448	6	-25.0	456,069	George McBride
1923	75	78	.490	4	-23.5	458,552	Clyde Milan
1924	92	62	.597	1	+2.0	357,406	Donie Bush
1925	96	55	.636	1	+8.5	584,310	Bucky Harris
1926	81	69	.540	4	-8.0	817,199	Bucky Harris
1927	85	69	.552	3	-25.0	551,580	Bucky Harris
1928	75	79	.487	4	-26.0	528,976	Bucky Harris
1929	71	81	.467	5	-8.0	378,501	Bucky Harris
1930	94	60	.610	2	-16.0	355,506	Walter Johnson
1931	92	62	.597	3	-14.0	614,474	Walter Johnson
1932	93	61	.604	3	-14.0	492,657	Walter Johnson
1933	99	53	.651	1	+7.0	371,396	Walter Johnson
1934	66	86	.434	7	-34.0	437,533	Joe Cronin
1935	67	86	.438	6	-27.0	330,074	Joe Cronin
1936	82	71	.536	4	-20.0	255,011	Bucky Harris
1937	73	80	.477	6	-28.5	379,799	Bucky Harris
1938	75	76	.497	5	-23.5	397,799	Bucky Harris
1939	65	87	.428	6	-41.5	522,694	Bucky Harris
1940	64	90	.416	7	-26.0	339,257	Bucky Harris
1941	70	84	.455	7	-31.0	381,241	Bucky Harris
1942	62	89	.357	7	-39.5	415,663	Bucky Harris
1943	84	69	.549	2	-13.5	403,493	Bucky Harris
1944	64	90	.416	8	-23.5	574,694	Ossie Bluege
1945	87	67	.566	2	-1.5	525,235	Ossie Bluege
1946	76	78	.494	4	-28.0	652,660	Ossie Bluege
1947	64	90	.416	7	-33.0	1,027,216	Ossie Bluege
1948	56	97	.366	7	-38.0	850,758	Ossie Bluege
1949	50	104	.325	8	-7.0	795,254	Joe Kuhel
1950	67	87	.435	5	-31.0	770,745	Joe Kuhel
1951	62	92	.403	7	-36.0	699,697	Bucky Harris
1952	78	76	.506	5	-17.0	695,167	Bucky Harris
1953	76	76	.500	5	-23.5	699,457	Bucky Harris
1954	66	88	.429	6	-45.0	595,594	Bucky Harris
1955	53	101	.344	8	-43.0	503,542	Bucky Harris
1956	59	95	.383	7	-38.0	425,238	Chuck Dressen
1957	55	99	.357	8	-43.0	431,647	Chuck Dressen
1958	61	93	.396	8	-31.0	475,288	Chuck Dressen
1959	63	91	.409	8	-37.0	615,372	Cookie Lavagetto
1960	73	81	.474	5	-24.0	615,372	Cookie Lavagetto
1961*	61	100	.379	10	-47.5	743,404	Cookie Lavagetto
1962*	60	101	.373	10	-35.5	597,287	Mickey Vernon
1963*	56	106	.346	10	-48.5	729,775	Mickey Vernon
1964*					-37.0	535,604	Mickey Vernon
1965*					-32.0		Eddie Yost
1966*					-25.5		Gil Hodges
1967*					-15.5	600,106	Gil Hodges
1968*					-37.5	560,083	Gil Hodges
1969*					-25.5	576,260	Gil Hodges
1970*					-15.5	770,868	Gil Hodges
1971*					-37.5	546,661	Jim Lemon
					-23.0	918,106	Ted Williams
					-38.0	824,789	Ted Williams
					-38.5	655,156	Ted Williams

\* — Expansion Washington Senators, as the original Nationals/Senators franchise had moved to Minnesota for the 1961 season.

## HISTORY & RECORDS

### SENATORS AL ALL-STARS

PLAYER (POSITION)	YEARS
Bob Allison (OF)	1959
Ossie Bluege (3B)	1935
Rocky Bridges (SS)	1958
Paul Casanova (C)	1967
George Case (OF)	1939, '43, '44
Ben Chapman (OF)	1936
Joe Cronin (SS)	1933, '34
Al Crowder (RHP)	1933
Dick Donovan (RHP)	1961
Jake Early (C)	1943
Rick Ferrell (C)	1937, '38, '44
Wes Ferrell (RHP)	1937
Chuck Hinton (OF)	1964
Frank Howard (OF)	1968-71
Sid Hudson (RHP)	1941, '42
Jackie Jensen (OF)	1952
Bob Johnson (OF)	1943
Harmon Killebrew (3B)	1959
Darold Knowles (LHP)	1969
Jim Lemon (OF)	1960
Don Leppert (C)	1963
Buddy Lewis (OF/3B)	1938, '47
Dutch Leonard (RHP)	1940, '43, '44
Heinie Manush (OF)	1934
Connie Marrero (RHP)	1951
Walter Masterson (RHP)	1947, '48
Cass Michaels (2B)	1950
Buddy Myer (2B)	1935, '37
Camilo Pascual (RHP)	1959, '60
Bob Porterfield (RHP)	1954
Pedro Ramos (RHP)	1959
Pete Richert (LHP)	1965, '66
Eddie Robinson (1B)	1949
Jack Russell (RHP)	1934
Roy Sievers (1B)	1956, '57, '59
Stan Spence (OF)	1942, '44, '46, '47
Dave Stenhouse (RHP)	1962
Dean Stone (LHP)	1954
Cecil Travis (3B)	1937, '40, '41
Mickey Vernon (1B)	1946, '48, '53, '54, '55
Early Wynn (RHP)	1947
Ed Yost (3B)	1952

NOTE: Joe Cronin managed the AL All-Star Team in 1934

### SENATORS AL MOST VALUABLE PLAYER

YEAR	PLAYER	STATS
1913	Walter Johnson	36-7, 1.14 ERA, 243 SO
1924	Walter Johnson	23-7, 2.72 ERA, 158 SO
1925	Roger Peckinpough	.294—4—64, 13 SB

### SENATORS AL ROOKIE OF THE YEAR

YEAR	PLAYER	STATS
1958	Albie Pearson	.275—3—33
1959	Bob Allison	.261—30—85

### SENATORS RAWLINGS GOLD GLOVES

YEAR	PLAYER	POSITION
1960	Earl Battey	C

### SENATORS 20-GAME WINNERS

YEAR	PITCHER	RECORD
1910	Walter Johnson	25-17
1911	Walter Johnson	25-13
1912	Walter Johnson	32-12
	Bob Groom	24-13
1913	Walter Johnson	*36-7
1914	Walter Johnson	*28-18
1915	Walter Johnson	*27-13
1916	Walter Johnson	*25-19
1917	Walter Johnson	23-16
1918	Walter Johnson	*23-13
1919	Walter Johnson	20-14
1924	Walter Johnson	*23-17
1925	Walter Johnson	20-7
	Stan Coveleski	20-5
1932	Al Crowder	*26-13
	Monte Weaver	22-10
1933	Al Crowder	*24-15
	Earl Whitehill	22-8
1939	Dutch Leonard	20-8
1945	Roger Wolff	20-10
1953	Bob Porterfield	*22-10

\* — Led AL in wins

### SENATORS BATTING CHAMPIONS

YEAR	PLAYER	BATTING AVERAGE
1902	Ed Delahanty	.376
1928	Goose Goslin	.379
1935	Buddy Myer	.349
1946	Mickey Vernon	.353
1953	Mickey Vernon	.337

### SENATORS HOME RUN CHAMPIONS

YEAR	PLAYER	HOME RUNS
1957	Roy Sievers	42
1959	Harmon Killebrew	*42
1968	Frank Howard	44
1970	Frank Howard	44

\* — Tied CLE's Rocky Colavito for AL lead

### SENATORS RBI CHAMPIONS

YEAR	PLAYER	RBI
1924	Goose Goslin	129
1957	Roy Sievers	114
1970	Frank Howard	140

### SENATORS STOLEN BASE CHAMPIONS

YEAR	PLAYER	STOLEN BASES
1906	John Anderson	*39
1912	Clyde Milan	88
1913	Clyde Milan	74
1920	Sam Rice	63
1937	Ben Chapman	**35
1939	George Case	51
1940	George Case	35
1941	George Case	33
1942	George Case	44
1943	George Case	61

\* — Tied CLE's Elmer Flick    \*\* — Played for both WAS and BOS, tied PHI's Bill Werber





## WASHINGTON, D.C. AND THE WORLD SERIES

Washington, D.C. has hosted three World Series, with the original Washington (AL) Nationals claiming the 1924 World Championship. Washington needed seven games to top the favored New York Giants, a club that was appearing in its eighth World Series in 14 seasons and was managed by John McGraw. The Nationals won despite Walter Johnson losing each of his first two starts. However, Washington won, 4-3, in 12 innings as Johnson came out of the 'pen to earn the win in Game 7. The 1924 World Series remains the second of only five World Series to be decided in extra innings of the decisive seventh game.

The Washington (AL) Nationals would go on to play in two more Fall Classics, losing both. As defending World Champions in 1925, the Nationals won 92 games and claimed another AL Pennant, but lost to Pittsburgh in seven games. The Pirates topped the Nationals, 9-7, in Game 7 as Walter Johnson squandered a 4-0 lead after the first inning and eventually suffered the loss. The New York Giants provided payback for the 1924 Series by claiming the 1933 World Series over the AL Nationals in five games.

## 1924 WORLD SERIES — WASHINGTON TOPS NEW YORK GIANTS IN 7 GAMES

Game 1/Oct. 4, 1924/Griffith Stadium	1	2	3	4	5	6	7	8	9	10	11	12	R	H	E	
<b>NEW YORK GIANTS</b>	0	1	0	1	0	0	0	0	0	0	2		4	14	1	
<b>WASHINGTON (AL) NATIONALS</b>	0	0	0	0	0	1	0	0	1	0	0	1	3	10	1	
PITCHERS: NYG - Nehf; WSH - Johnson WP - Nehf LP - Johnson SAVE - none HOME RUNS: NYG - Kelly, Terry; WSH - none ATTENDANCE: 35,760																

Game 2/Oct. 5, 1924/Griffith Stadium	1	2	3	4	5	6	7	8	9	R	H	E
<b>NEW YORK GIANTS</b>	0	0	0	0	0	0	1	0	2	3	6	0
<b>WASHINGTON (AL) NATIONALS</b>	2	0	0	0	1	0	0	0	1	4	6	1
PITCHERS: NYG - Bentley; WSH - Zachary, Marberry (9) WP - Zachary LP - Bentley SAVE - none HOME RUNS: NYG - none; WSH - Goslin, Harris ATTENDANCE: 35,922												

Game 3/Oct. 6, 1924/Polo Grounds	1	2	3	4	5	6	7	8	9	R	H	E
<b>WASHINGTON (AL) NATIONALS</b>	0	0	0	2	0	0	0	1	1	4	9	2
<b>NEW YORK GIANTS</b>	0	2	1	1	0	1	0	1	X	6	12	0
PITCHERS: WSH - Marberry, Russell (4), Martina (7), Speece (8); NYG - McQuillan, Ryan (4), Jonnard (9), Watson (9) WP - McQuillan LP - Marberry SAVE - none HOME RUNS: WSH - none; NYG - Ryan ATTENDANCE: 47,608												

Game 4/Oct. 7, 1924/Polo Grounds	1	2	3	4	5	6	7	8	9	R	H	E
<b>WASHINGTON (AL) NATIONALS</b>	0	0	3	0	2	0	0	2	0	7	13	3
<b>NEW YORK GIANTS</b>	0	0	1	1	0	1	0	1	X	4	6	1
PITCHERS: WSH - Mogridge, Marberry (8); NYG - Barnes, Baldwin (6), Dean (8) WP - Mogridge LP - Barnes SAVE - none HOME RUNS: WSH - Goslin; NYG - none ATTENDANCE: 49,243												

Game 5/Oct. 8, 1924/Polo Grounds	1	2	3	4	5	6	7	8	9	R	H	E
<b>WASHINGTON (AL) NATIONALS</b>	0	0	0	1	0	0	0	1	0	2	9	1
<b>NEW YORK GIANTS</b>	0	0	1	0	2	0	0	3	X	6	13	0
PITCHERS: WSH - Johnson; NYG - Bentley, McQuillan (8) WP - Bentley LP - Johnson SAVE - none HOME RUNS: WSH - Goslin; NYG - Bentley ATTENDANCE: 49,211												

Game 6/Oct. 9, 1924/Griffith Stadium	1	2	3	4	5	6	7	8	9	R	H	E
<b>NEW YORK GIANTS</b>	1	0	0	0	0	0	0	0	0	1	7	1
<b>WASHINGTON (AL) NATIONALS</b>	0	0	0	0	2	0	0	0	X	2	4	0
PITCHERS: NYG - Nehf, Ryan (8); WSH - Zachary WP - Zachary LP - Nehf SAVE - none HOME RUNS: NYG - none; WSH - none ATTENDANCE: 34,254												

Game 7/Oct. 10, 1924/Griffith Stadium	1	2	3	4	5	6	7	8	9	10	11	12	R	H	E	
<b>NEW YORK GIANTS</b>	0	0	0	0	0	3	0	0	0	0	0	0	3	8	3	
<b>WASHINGTON (AL) NATIONALS</b>	0	0	0	1	0	0	0	2	0	0	0	1	4	10	4	
PITCHERS: NYG - Barnes, Nehf (8), McQuillan (9), Bentley (11); WSH - Ogden, Mogridge (1), Marberry (6), Johnson (9) WP - Johnson LP - Bentley SAVE - none HOME RUNS: NYG - none; WSH - Harris ATTENDANCE: 31,667																

## HISTORY & RECORDS

### POSTSEASON HISTORY (AL NATIONALS)

**1924**

The **AL Nationals** claim their first of three AL pennants and lone World Championship. The AL Nationals finished the regular season with a 92-62 (.597) mark and a 2.0-game lead over the second-place Yankees (89-63). The AL Nationals won a memorable seven-game World Series over the heavily-favored New York Giants, who were competing in their eighth Fall Classic in 14 seasons. The series is best remembered for Game 7. The Giants led, 3-1, in the eighth, but Freddie Lindstrom's critical error on a routine grounder allowed the AL Nationals to send the game to extra innings. Washington won, 4-3, in 12 innings with Walter Johnson earning the win with 4.0 scoreless innings of relief. Earl McNeely's RBI double with one out in the 12th plated Muddy Reul, who had doubled earlier in the decisive inning that included a pair of Giants errors. While pitching in a starting role, Walter Johnson took the loss in both Games 1 and Game 5. Three of Washington's four wins in the Fall Classic were of the one-run variety. The 1924 World Series remains one of only five World Series to be decided in extra innings of the decisive seventh game.

#### 1924 WORLD SERIES (Home team in BOLD CAPS)

**GM1:** Nyg 4, **WSH** 3; WP-Nehf, LP-Johnson, SV-None; ATT: 35,760  
**GM2:** Nyg 3, **WSH** 4; WP-Zachary, LP-Bentley, SV-Marberry; ATT: 35,922  
**GM3:** Wsh 4, **NYG** 6; WP-McQuillan, LP-Marberry, SV-Watson; ATT: 47,608  
**GM4:** Wsh 7, **NYG** 4; WP-Mogridge, LP-Barnes, SV-Marberry; ATT: 49,243  
**GM5:** Wsh 2, **NYG** 6; WP-Bentley, LP-Johnson, SV-McQuillan; ATT: 49,211  
**GM6:** Nyg 1, **WSH** 2; WP-Zachary, LP-Nehf, SV-None; ATT: 34,254  
**GM7:** Nyg 3, **WSH** 4; WP-Johnson, LP-Bentley, SV-None; ATT: 31,667

#### TEAM INFO

**Manager:** Bucky Harris  
**Final Record:** 92-62 (.597)  
**Clinch Date:** September 29  
**2nd Place:** Yankees (2.0 GB)  
**Finish:** World Champs (Giants, 7 games)

**1925**

As defending World Champions in 1925, the **AL Nationals** won 92 games and claimed another AL flag, but lost to Pittsburgh in a seven-game Fall Classic. The Pirates topped the Nationals, 9-7, in Game 7 as Walter Johnson and the AL Nationals squandered a 4-0 first-inning lead and eventually suffered the loss. In Game 3, Sam Rice made the most intriguing catch in World Series history. Rice was patrolling Griffith Stadium's right field for the AL Nationals when, in the eighth inning, he made a dynamic catch of a would-be Earl Smith game-tying homer. Rice toppled over the fence in doing so and disappeared from sight. When Rice reappeared and showed the ball, umpires ruled he had successfully made the catch. Following the game, Rice was coy about the catch and penned a letter that was opened only after his death in 1974. The letter simply said, "at no time did I lose possession of the ball."

#### 1925 WORLD SERIES (Home team in BOLD CAPS)

**GM1:** Wsh 4, **PIT** 1; WP-Johnson, LP-Meadows, SV-None; ATT: 41,723  
**GM2:** Wsh 2, **PIT** 3; WP-Aldridge, LP-Coveleski, SV-None; ATT: 43,364  
**GM3:** Pit 3, **WSH** 4; WP-Ferguson, LP-Kremer, SV-Marberry; ATT: 36,495  
**GM4:** Pit 0, **WSH** 4; WP-Johnson, LP-Yde, SV-None; ATT: 38,701  
**GM5:** Pit 6, **WSH** 3; WP-Aldridge, LP-Coveleski, SV-None; ATT: 35,899  
**GM6:** Wsh 2, **PIT** 3; WP-Kremer, LP-Ferguson, SV-None; ATT: 43,810  
**GM7:** Wsh 7, **PIT** 9; WP-Kremer, LP-Johnson, SV-Oldham; ATT: 42,856

#### TEAM INFO

**Manager:** Bucky Harris  
**Final Record:** 96-53 (.636)  
**Clinch Date:** September 24  
**2nd Place:** Athletics (8.5 GB)  
**Finish:** American League Champs (Pirates, 7 games)

**1933**



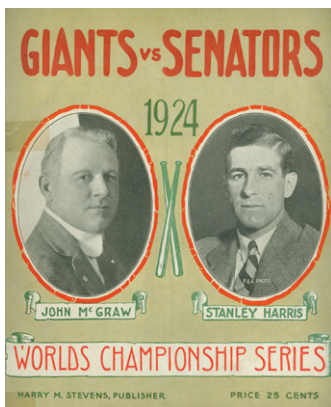
The '33 **AL Nationals** earned a Postseason berth, going an MLB-best 99-53 (.651) and claiming the AL Championship by 7.0 games over the 91-win Yankees. Washington's pitching staff included a pair of 20-game winners: General Crowder (24 wins) and Earl Whitehill (22). However, the heavily-favored AL Nationals struggled offensively in the Fall Classic, plating two runs or less thrice and hitting a collective .214 with just two home runs in five games. Mel Ott's solo shot in the top of the 10th snapped a 3-3 tie as the Giants claimed both Game 5 and the World Championship.

#### 1933 WORLD SERIES (Home team in BOLD CAPS)

**GM1:** Wsh 2, **NYG** 4; WP-Hubbell, LP-Stewart, SV-None; ATT: 46,672  
**GM2:** Wsh 1, **NYG** 6; WP-Schumacher, LP-Crowder, SV-None; ATT: 35,461  
**GM3:** Nyg 0, **WSH** 4; WP-Whitehill, LP-Fitzsimmons, SV-None; ATT: 25,727  
**GM4:** Nyg 2, **WSH** 1; WP-Hubbell, LP-Weaver, SV-None; ATT: 26,762  
**GM5:** Nyg 4, **WSH** 3; WP-Luque, LP-Russell, SV-None; ATT: 28,454

#### TEAM INFO

**Manager:** Joe Cronin  
**Final Record:** 99-53 (.651)  
**Clinch Date:** September 21  
**2nd Place:** Yankees (7.0 GB)  
**Finish:** American League Champs (Giants, 5 games)



Courtesy of the National Baseball Hall of Fame and Museum in Cooperstown, New York



## POSTSEASON HISTORY (EXPOS / NATIONALS)

1981

In a season marred by a six-plus week labor stoppage, the **Montreal Expos** record a 30-23 (.566) mark in the season's second half to earn Montreal's lone Postseason berth in 36 National League seasons. The Expos finished 0.5-game ahead of the Cardinals in the second-half standings (Montreal played one extra game). Montreal matched up against the Phillies in the NLDS and won a decisive Game 5 as Steve Rogers tossed a six-hit shutout to outperform Steve Carlton for the second time in the series. The Expos' dreams of hosting the first World Series games outside of the United States were dashed, however, as Rick Monday hit a ninth-inning solo shot off Rogers to provide the Dodgers a 2-1 win in Game 5 of the NLCS. To this day, October 19 is still referred to as "Blue Monday" in Montreal.

## 1981 NLDS (Home team in BOLD CAPS)

GM1: Phi 1, **MON** 3; WP-Rogers, LP-Carlton, Save-Reardon; ATT: 34,237  
GM2: Phi 1, **MON** 3; WP-Gullickson, LP-Ruthven, Save-Reardon; ATT: 45,896  
GM3: Mon 2, **PHI** 6; WP-Christenson, LP-Burris, Save-None; ATT: 36,835  
GM4: Mon 5, **PHI** 6; WP-McGraw, LP-Reardon, Save-None; ATT: 38,818  
GM5: Mon 3, **PHI** 0; WP-Rogers, LP-Carlton, Save-None; ATT: 47,384

## TEAM INFO

Manager: Dick Williams  
Final Record: 60-48 (.556)  
Clinch Date: October 3

2nd Place: Cardinals (0.5 GB)

Finish: National League Championship Series (Dodgers, 5 games)

## 1981 NLCS (Home team in BOLD CAPS)

GM1: Mon 1, **LAD** 5; WP-Hooten, LP-Gullickson, Save-None; ATT: 51,273  
GM2: Mon 3, **LAD** 0; WP-Burris, LP-Valenzuela, Save-None; ATT: 53,463  
GM3: Lad 1, **MON** 4; WP-Rogers, LP-Reuss, Save-None; ATT: 54,372  
GM4: Lad 7, **MON** 1; WP-Hooten, LP-Gullickson, Save-None; ATT: 54,499  
GM5: Lad 2, **MON** 1; WP-Valenzuela, LP-Rogers, Save-Welch; ATT: 36,491

2012

Eight years after landing in D.C., the **Washington Nationals** claimed their first Postseason berth by winning the NL East with a 98-64 record. En route to posting the 98 victories and the best winning percentage (.605) in MLB, the Nationals became the first baseball team representing the nation's capital to reach the Postseason since the AL Nationals won the American League pennant in 1933. In the NLDS, the Nationals squared off against the defending World Champion St. Louis Cardinals, who survived MLB's first one-game Wild Card playoff game at Turner Field thanks to a controversial infield fly ruling. Washington stole Game 1 behind rookie Tyler Moore's two-run pinch-hit single, which erased a 2-1 deficit with two outs in the eighth inning. The October-tested Cardinals rebounded in Games 2 and 3 with resounding victories. Game 4 rendered one of the great Postseason games in D.C. history when, with the game tied 1-1, Jayson Werth led off the bottom of the ninth with a game-ending homer that came on the 13th pitch of his epic at-bat. The collective euphoria following Werth's bolt evaporated just 24 hours later as the Nationals squandered 6-0 (after three innings) and 7-5 (after eight innings) leads before losing the decisive contest, 9-7.

## 2012 NLDS (Home team in BOLD CAPS)

GM1: Wsh 3, **STL** 2; WP-Matthews, LP-Boggs, Save-Storen; ATT: 47,078  
GM2: Wsh 4, **STL** 12; WP-Lynn, LP-Zimmermann, Save-None; ATT: 45,840  
GM3: Stl 8, **WSH** 0; WP-Carpenter, LP-Jackson, Save-None; ATT: 45,017  
GM4: Stl 1, **WSH** 2; WP-Storen, LP-Lynn, Save-None; ATT: 44,392  
GM5: Stl 9, **WSH** 7; WP-Motte, LP-Storen, Save-None; ATT: 45,966

## TEAM INFO

Manager: Davey Johnson  
Final Record: 98-64 (.605)  
Clinch Date: October 1

2nd Place: Braves (4.0 GB)

Finish: National League Division Series (Cardinals, 5 games)

2014

For the second time in three years, the **Washington Nationals** were crowned National League East Division champions, recording the best record in the National League at 96-66. The Nationals finished the season 17.0 games ahead of the second-place Braves and Mets. In the NLDS, Washington faced off against San Francisco, who survived a one-game Wild Card playoff, topping Pittsburgh in the Steel City. The Nationals dropped the first two games at home, including an 18-inning affair that would turn out to be the longest postseason game in MLB history. Brandon Belt's solo home run in the 18th gave the Giants the 2-1 lead for good. Washington won Game 3 thanks to a three-run seventh inning in which they plated two runs on a throwing error by Madison Bumgarner. In Game 4, the Giants scored the eventual go-ahead run in the seventh inning when Aaron Barrett's 2-1 pitch skipped away from Wilson Ramos, allowing Joe Panik to score. Bryce Harper clubbed three home runs in the series, giving him four career Postseason homers before the age of 22, joining Andrew Jones, Miguel Cabrera and Mickey Mantle as the only players in baseball history to do so.

## 2014 NLDS (Home team in BOLD CAPS)

GM1: Sfg 3, **WSH** 2; WP-Peavy, LP-Strasburg, Save-Casilla; ATT: 44,035  
GM2: Sfg 2, **WSH** 1; WP-Petit, LP-Roark, Save-Strickland; ATT: 44,035  
GM3: Wsh 4, **SFG** 1; WP-Fister, LP-Bumgarner, Save-None; ATT: 43,627  
GM4: Wsh 2, **SFG** 3; WP-Strickland, LP-Thornton, Save-Casilla; ATT: 43,464

## TEAM INFO

Manager: Matt Williams  
Final Record: 96-66 (.593)  
Clinch Date: September 16

2nd Place: Braves/Mets (16.0 GB)

Finish: National League Division Series (Giants, 4 games)

2016

In his first season at the helm, Dusty Baker led the **Washington Nationals** to their third National League East Division title in the last five years. The 2016 Nationals did so with a balanced attack and a steady approach, with an average of 15.8 wins per month and a 95-67 (.586) final regular-season record, the second-best mark in the National League (Chicago Cubs: 103-58, .640) and tied with the Texas Rangers for the second-best record in Major League Baseball. Washington faced off against the National League West Division champion Los Angeles Dodgers in the NLDS. Jose Lobaton's three-run home run in the fourth inning of Game 2 propelled the Nationals to the 5-2 win, evening the series, 1-1. In Game 3, Washington scored four runs in both the third and ninth innings to take control of the series with an 8-3 win. In Game 4, Postseason veteran Chase Utley capped a back-and-forth affair with an RBI single in the bottom of the eighth to put the Dodgers ahead, 5-4, and in Game 5, Kenley Jansen (2.1 IP, H, 4 BB, 4 SO) and Clayton Kershaw (SV, 0.2 IP, SO) came out of the bullpen to shut down the Nationals in the final three innings and claim the series. Daniel Murphy reached base safely in every game of the NLDS, running his streak to 19 straight Postseason games. The 19-game Postseason on-base streak is the second-longest to start a Postseason career in MLB history behind Boog Powell (25 games, 1966-71).

## 2016 NLDS (Home team in BOLD CAPS)

GM1: Lad 4, **WSH** 3; WP-Kershaw, LP-Scherzer, Save-Jansen; ATT: 43,915  
GM2: Lad 2, **WSH** 5; WP-Treinen, LP-Hill, Save-Melanco; ATT: 43,826  
GM3: Wsh 8, **LAD** 3; WP-Solis, LP-Maeda, Save-None; ATT: 53,901  
GM4: Wsh 5, **LAD** 6; WP-Blanton, LP-Treinen, Save-Jansen; ATT: 49,617  
GM5: Lad 4, **WSH** 3; WP-Uribe, LP-Rzepczynski, Save-Kershaw; ATT: 43,936

## TEAM INFO

Manager: Dusty Baker  
Final Record: 95-67 (.586)  
Clinch Date: September 24

2nd Place: Mets (8.0 GB)

Finish: National League Division Series (Dodgers, 5 games)

2017

The **Washington Nationals** claimed their second consecutive National League East title and fourth in the last six years. Their 97-65 (.599) regular-season record was the second-best mark in the National League (Los Angeles Dodgers: 104-58, .642) and the fourth-best record in all of Major League Baseball. At 50-31 (.617), the Nationals owned the best road record in the NL this season, as well as a new franchise record (Nationals/Expos) for road wins in a single season (50). The 50 road wins were the most for any National League team since the 2011 Philadelphia Phillies also went 50-31. Washington took over sole possession of first on April 18 and did not relinquish it for the remainder of the season, ultimately winning the division by a 20.0-game margin. The Nationals faced off against the National League Central division champion Chicago Cubs. After dropping Game 1, the Nationals topped the Cubs, 6-3, in dramatic fashion in Game 2. Trailing 3-1 in the eighth inning, Bryce Harper clubbed a two-run home run to tie the game at 3-3 and three batters later, Ryan Zimmerman put Washington ahead 6-3 with a towering three-run home run. Facing defeat in Game 4, Stephen Strasburg pushed aside a virus that had made him ill for much of the week to rack up 12 strikeouts (re-setting his own Postseason franchise record (Nationals/Expos) for single-game strikeouts) over 7.0 scoreless innings as the Nationals won, 5-0. A dramatic back-and-forth affair in Game 5 eventually led to the 9-8 Cubs victory, advancing them to the 2017 National League Championship Series against the Los Angeles Dodgers.

## 2017 NLDS (Home team in BOLD CAPS)

GM1: Chi 3, **WSH** 0; WP-Hendricks, LP-Strasburg, Save-Davis; ATT: 43,898  
GM2: Chi 4, **WSH** 6; WP-Perez, LP-Edwards Jr., Save-Doolittle; ATT: 43,860  
GM3: Wsh 1, **CHI** 2; WP-Edwards Jr., LP-Kintzler, Save-Davis; ATT: 42,445  
GM4: Wsh 5, **CHI** 0; WP-Strasburg, LP-Arrieta, Save-None; ATT: 42,264  
GM5: Chi 9, **WSH** 8; WP-Duensing, LP-Scherzer, Save-Davis; ATT: 43,849

## TEAM INFO

Manager: Dusty Baker  
Final Record: 97-65 (.599)  
Clinch Date: September 10

2nd Place: Marlins (20.0 GB)

Finish: National League Division Series (Cubs, 5 games)

## HISTORY & RECORDS

### WASHINGTON, D.C. AND THE NO-HITTER

Throughout the history of baseball in the nation's capital, four pitchers have accomplished the feat of completing a no-hitter. Walter Johnson, Bobby Burke, Jordan Zimmermann and Max Scherzer made their mark in D.C. baseball history with performances detailed below.

#### Walter Johnson

Bothered by what fans and media would later learn to be a "sore arm," Walter Johnson (H.O.F. 1936) tossed the only no-hitter of his Hall of Fame career on July 1, 1920 in a 1-0 win over the Boston Red Sox. Johnson struck out 10 batters and faced just one over the minimum due to a Bucky Harris' error, allowing Boston's Harry Hooper to reach base in the seventh inning. With two outs in the ninth inning, Hooper again stepped to the plate. He connected on a hard ground ball down the first-base line that many thought would be a base hit. Nationals first baseman Joe Judge made a leaping stab and threw to a covering Walter Johnson to record the final out. Writer Denman Thompson wrote in *The Evening Star* the following day that Johnson:

*"...earned it solely on the strength of his superb hurling. It is doubtful if Walter ever displayed more speed. He did not depend upon his fast ball entirely. He used plenty of curves and also resorted to slow balls upon occasion, but when he chose to he lined the ball over the plate with such velocity that it was physically impossible for a human to gage its flight."*


July 1, 1920/Fenway Park/Boston, MA	1	2	3	4	5	6	7	8	9	R	H	E
WASHINGTON (AL) NATIONALS	0	0	0	0	0	0	1	0	0	1	7	1
BOSTON RED SOX	0	0	0	0	0	0	0	0	0	0	0	1
PITCHERS: WSH - Johnson; BOS - Harper												
WP - Johnson LP - Harper SAVE - none												
HOME RUNS: BOS - none WSH - none												
ATTENDANCE: Unknown												

#### Bobby Burke

With Walter Johnson patrolling the dugout as Manager of the 1931 Nationals, Bobby Burke recorded the second no-hitter in D.C. baseball history on August 8th, 1931 in a 5-0 win over the visiting Boston Red Sox at Griffith Stadium in Washington, D.C. The 24-year-old lefty struck out eight batters, walking five, en route to the accomplishment. Remarkably, this was Burke's first start for the Nationals in more than a month, as he appeared in six games out of the bullpen in between starts. Burke's no-hitter would be the last one thrown by a D.C. ballplayer until Jordan Zimmermann accomplished the feat more than 83 years later. Manager Walter Johnson told the media following Burke's no hitter:


*"Before I sent Burke into the game, I told him to cut loose...He gained a lot of confidence in those early innings when the Red Sox started missing those third strikes. He was throwing the last pitch over there as if it was the first one and he soon found out he was getting away with it, like we told him he would." - The Washington Post, Aug. 10, 1931*

August 8, 1931/Griffith Stadium/Washington, D.C.	1	2	3	4	5	6	7	8	9	R	H	E
BOSTON RED SOX	0	0	0	0	0	0	0	0	0	0	0	0
WASHINGTON (AL) NATIONALS	1	0	1	0	0	0	0	3	0	5	10	0
PITCHERS: BOS - Moore; WSH - Burke												
WP - Burke LP - Moore SAVE - none												
HOME RUNS: BOS - none WSH - none												
ATTENDANCE: 5,000												



Walter Johnson

Courtesy of the National Baseball Hall of Fame and Museum in Cooperstown, New York



Bobby Burke

Courtesy of the National Baseball Hall of Fame and Museum in Cooperstown, New York



## WASHINGTON, D.C. AND THE NO-HITTER

## Jordan Zimmermann

On the final day of the 2014 National League East Division championship season, Jordan Zimmermann took the hill against Miami's Henderson Alvarez. Coincidentally, Alvarez tossed a no-hitter on the final day of the 2013 season for the Marlins. Zimmermann was his calm, efficient self, striking out 10 batters while walking just one, Justin Bour, on a 3-2 pitch that home plate umpire Alan Porter determined was just a bit low. Alvarez also spun a gem of his own, with the lone run of the game coming on an Ian Desmond solo home run into the Miami bullpen. Zimmermann's feat would have never materialized had it not been for Steven Souza Jr.'s miraculous play on the final out. His diving, over-the-shoulder catch of a line drive off the bat of Christian Yelich made an out of what was certain to be an extra-base hit. In a moment of pure emotion not usually shown by the stoic Zimmermann, he dropped his head, put his hands on his hips and would later tell the media, he thought *"Double. No-doubt double,"* as the ball carried to deep left field. To make the catch, Souza Jr. dove backward, almost parallel to the ground, in an attempt to secure the ball. When he fell to the ground and reached his glove to the sky, Zimmermann thrust his right arm in the air as the crowd at Nationals Park erupted and the dugout emptied onto the field, mobbing Zimmermann and Souza Jr.




September 28, 2014/Nationals Park/Washington, D.C.	1	2	3	4	5	6	7	8	9	R	H	E
MIAMI MARLINS	0	0	0	0	0	0	0	0	0	0	0	0
WASHINGTON (NL) NATIONALS	0	1	0	0	0	0	0	0	X	1	11	0

PITCHERS: MIA - Alvarez; WSH - Zimmermann  
 WP - Zimmermann LP - Alvarez SAVE - none  
 HOME RUNS: MIA - none WSH - Desmond (24)  
 ATTENDANCE: 35,085

## Max Scherzer

Coming off one of the most dominant pitching performances in Nationals history (2005-present), Max Scherzer took the hill at Nationals Park on June 20, 2015 looking to pick up where he left off. In his previous start, Scherzer struck out a then-Nationals-record and career-best 16 Milwaukee Brewers, while allowing just one hit (a Carlos Gomez flare to right field) in 9.0 shutout innings on June 14 at Miller Park. With a severe rain storm in the evening forecast for the Metro D.C. area, Scherzer took the mound at 4:05 p.m. and was perfect through 8.2 innings against a potent Pittsburgh Pirates lineup, striking out 10 batters along the way. With two outs in the top of the ninth inning, Pirates manager Clint Hurdle sent pinch-hitter Jose Tabata to the plate. A battle ensued, with Tabata quickly down 0-2 before working the count to 2-2. With Scherzer on the doorstep of history, Tabata managed to foul off three straight pitches before a slider from Scherzer ran in and hit him on the left elbow. Replays would spark debate as to whether or not Tabata attempted to move out of the way of the pitch, but Scherzer quickly moved on, telling the media: *"You just focus on what you can do next. Just move on to the next hitter and go after Harrison, and do everything you can do and just pound him with fastballs. I was able to collect that final out."* Indeed, one batter later Scherzer gathered himself and coaxed Josh Harrison into hitting a high fly ball to deep left field that settled into the glove of rookie Michael A. Taylor, completing the first no-hitter of Scherzer's career.




June 20, 2015/Nationals Park/Washington, D.C.	1	2	3	4	5	6	7	8	9	R	H	E
PITTSBURGH PIRATES	0	0	0	0	0	0	0	0	0	0	0	0
WASHINGTON NATIONALS	0	0	0	1	0	4	1	0	X	6	8	0

PITCHERS: PIT - Liriano; WSH - Scherzer  
 WP - Scherzer LP - Alvarez SAVE - None  
 HOME RUNS: PIT - None WSH - Harper (23)  
 ATTENDANCE: 41,104

## Max Scherzer

With the 2015 season coming to a close, and once again after carrying a no-hitter through 7.1 innings in his previous outing, Max Scherzer took the hill for the final start of his inaugural season in Washington, D.C., vs. the 2015 National League East Division Champion New York Mets. In the second game of a doubleheader, Scherzer turned in one of the most dominant pitching performances in Major League history. Becoming just the sixth pitcher in MLB history to throw two no-hitters in the same season (including the postseason), Scherzer joined Johnny Vander Meer (1938), Allie Reynolds (1951), Virgil Trucks (1952), Nolan Ryan (1973) and Roy Halladay (2010). Scherzer was the first, however, to throw no-hitters against two postseason-bound teams in the same season, and the first to accomplish the dual feats without walking a single batter in either outing. Just one baserunner, catcher Kevin Plawecki, was able to reach base, due to a fielding error by third baseman Yunel Escobar. When his masterpiece was complete, Scherzer struck out a Nationals record (2005-present) and new career-best 17 batters, including a franchise record (Nationals/Expos) nine consecutive batters from the sixth to the ninth inning. According to the *Elias Sports Bureau*, Scherzer's 17 strikeouts tied Nolan Ryan (7/15/73 vs. DET) for the MLB record for strikeouts in a no-hitter. When asked about his place in Major League Baseball history, Scherzer said he was speechless. *"You go out there and accomplish as much as you can,"* he said. *"When you start talking about that (kind of history), you don't have words for it."*



October 3, 2015/Citi Field/New York, NY	1	2	3	4	5	6	7	8	9	R	H	E
WASHINGTON NATIONALS	0	0	0	0	0	1	1	0	0	2	5	1
NEW YORK METS	0	0	0	0	0	0	0	0	0	0	0	1

PITCHERS: WSH - Scherzer; NYM - Harvey  
 WP - Scherzer LP - Harvey SAVE - None  
 HOME RUNS: WSH - Uggla (2) NYM - None  
 ATTENDANCE: 41,480

## HISTORY &amp; RECORDS

## WASHINGTON, D.C. AND THE ALL-STAR GAME (SEE PAGE 12 FOR A LOOK AT THE 2018 ALL-STAR GAME)

The 1937 Midsummer Classic, which was the fifth Major League Baseball All-Star Game, was played on July 7th at Griffith Stadium. President Franklin D. Roosevelt was in attendance for the contest, marking the first All-Star Game to be played in front of a sitting President. Six future Presidents would later follow Roosevelt's lead, combining for eight overall All-Star appearances. The American League won the game, 8-3, improving to 4-1 overall in the five games. In the bottom of the third inning, Cleveland's Earl Averill hit a line drive off the foot of St. Louis Cardinals pitcher Dizzy Dean. Dean suffered a fractured toe and never fully recovered, pitching in just 42 games over the next four seasons. The AL started the scoring with two runs in the bottom of the third inning on a two-run home run by Hall of Famer Lou Gehrig. The homer drove home his Yankees teammate and fellow Hall of Famer Joe DiMaggio. After the NL cut the lead to 2-1 in the top of the fourth, the AL answered with three more runs of its own in the bottom of the inning and never looked back. The game featured 21 future Hall of Famers, including Earl Averill, Joe Cronin, Dizzy Dean, Bill Dickey, Joe DiMaggio, Rick Ferrell, Jimmie Foxx, Lou Gehrig, Charlie Gehringer, Lefty Gomez, Hank Greenberg, Lefty Grove, Gabby Hartnett, Billy Herman, Carl Hubbell, Ernie Lombardi, Joe Medwick, Johnny Mize, Mel Ott, Arky Vaughan and Paul Waner.

JULY 7 ★ 1937



Griffith Stadium/Washington, D.C.	1	2	3	4	5	6	7	8	9	R	H	E
NATIONAL LEAGUE	0	0	0	1	1	1	0	0	0	3	13	0
AMERICAN LEAGUE	0	0	2	3	1	2	0	0	X	8	13	1

PITCHERS: NL - Dean, Hubbell, Blanton, Grissom, Mungo, Walters; AL - Gomez, Bridges, Harder  
 WP - Gomez LP - Dean SAVE - None  
 HOME RUNS: Gehrig  
 ATTENDANCE: 31,391

The 1956 Midsummer Classic returned to Griffith Stadium for a second time to host the 23rd All-Star Game. The National League, using just three pitchers for the fourth time in All-Star history defeated the American League, 7-3, for their second consecutive victory and sixth in seven years. The game was highlighted by home runs from four of the greatest players to ever play the game: Willie Mays and Stan Musial for the NL and Ted Williams and Mickey Mantle for the AL. After the NL built a 5-0 lead, Williams and Mantle hit back-to-back homers in the bottom of the sixth inning to make it a 5-3 game, but that was as close as the AL would get. Musial responded with his solo home run in the top of the seventh and his Cardinals teammate Ken Boyer made one outstanding defensive play after another to go along with his three hits to help the NL maintain the lead. The back-to-back homers by Williams and Mantle was the second such instance, and one of the five overall in All-Star history. NL starting pitcher Bob Friend picked up the victory after tossing three scoreless innings with three strikeouts. The game featured 18 Hall of Famers, including Hank Aaron, Ernie Banks, Yogi Berra, Roy Campanella, Whitey Ford, Nellie Fox, Al Kaline, George Kell, Mickey Mantle, Eddie Mathews, Willie Mays, Stan Musial, Robin Roberts, Frank Robinson, Duke Snider, Warren Spahn, Ted Williams and Early Wynn.

JULY 10 ★ 1956



Griffith Stadium/Washington, D.C.	1	2	3	4	5	6	7	8	9	R	H	E
NATIONAL LEAGUE	0	0	1	2	1	1	2	0	0	7	11	0
AMERICAN LEAGUE	0	0	0	0	3	0	0	0	0	3	11	0

PITCHERS: NL - Friend, Spahn, Antonelli; AL - Pierce, Ford, Wilson, Brewer, Score, Wynn  
 WP - Friend LP - Pierce SAVE - None  
 HOME RUNS: Mantle, Mays, Musial, Williams  
 ATTENDANCE: 28,834

The first of two All-Star games in 1962 was hosted at D.C. Stadium, marking the third time the Midsummer classic was held in the nation's capital and the first time at the venue. President John F. Kennedy threw out the ceremonial first pitch. The NL topped the AL, 3-1, winning its 11th game in its last 15 attempts. Los Angeles Dodgers shortstop Maury Wills went 1-for-1 with two runs scored and a stolen base to capture the Arch Ward Trophy in the first year it was given to the game's Most Valuable Player. Hall of Famer Roberto Clemente recorded three of the NL's eight hits while the AL scattered just four hits in the game with their lone run coming on a Roger Maris sacrifice fly to score Rich Rollins. National League starting pitcher Don Drysdale threw three scoreless innings before handing the ball to his rival Juan Marichal of the Giants, who picked up the win with two scoreless innings. The game featured 18 Hall of Famers, including Hank Aaron, Luis Aparicio, Riche Ashburn, Ernie Banks, Jim Bunning, Orlando Cepeda, Roberto Clemente, Don Drysdale, Bob Gibson, Sandy Koufax, Mickey Mantle, Juan Marichal, Willie Mays, Bill Mazeroski, Stan Musial, Brooks Robinson, Warren Spahn and Hoyt Wilhelm.

JULY 10 ★ 1962



D.C. Stadium/Washington, D.C.	1	2	3	4	5	6	7	8	9	R	H	E
NATIONAL LEAGUE	0	0	0	0	0	2	0	1	0	3	8	0
AMERICAN LEAGUE	0	0	0	0	0	1	0	0	0	1	4	0

PITCHERS: NL - Drysdale, Marichal, Purkey, Shaw; AL - Bunning, Pascual, Donovan, Pappas  
 WP - Marichal LP - Pascual SAVE - None  
 HOME RUNS: None  
 ATTENDANCE: 45,480

RFK Stadium played host to the first of two All-Star Games in history to be played on July 23rd. The game was originally scheduled for the night of July 22nd, but rain forced the postponement to the afternoon of the 23rd. The 40th Midsummer Classic was won by the National League, 9-3, marking the seventh consecutive victory for the Senior Circuit. Reds catcher Johnny Bench hit a two-run home run in the second inning to extend the NL lead to 3-0. The hometown hero, Frank Howard, put the AL on the board in the second inning with a solo home run. The NL answered back with five runs in the top of the third, highlighted by Willie McCovey's two-run homer and back-to-back doubles by Steve Millan and pitcher Steve Carlton. McCovey later homered to capture MVP honors. The game featured 19 Hall of Famers, including Hank Aaron, Ernie Banks, Johnny Bench, Rod Carew, Steve Carlton, Roberto Clemente, Bob Gibson, Reggie Jackson, Harmon Killebrew, Juan Marichal, Willie Mays, Willie McCovey, Phil Niekro, Tony Perez, Brooks Robinson, Frank Robinson, Ron Santo, Tom Seaver and Carl Yastrzemski.

JULY 23 ★ 1969



RFK Stadium/Washington, D.C.	1	2	3	4	5	6	7	8	9	R	H	E
NATIONAL LEAGUE	1	2	5	1	0	0	0	0	0	9	11	0
AMERICAN LEAGUE	0	1	1	1	0	0	0	0	0	3	6	2

PITCHERS: NL - Carlton, Gibson, Singer, Koonsman, Dierker, Niekro; AL - Stottlemire, Odom, Knowles, McClain, McNally, McDowell, Culp  
 WP - Carlton LP - Stottlemire SAVE - None  
 HOME RUNS: Bench, Freehan, Howard, McCovey (2)  
 ATTENDANCE: 45,259

**BASEBALL IN WASHINGTON, DC RECORD BOOK (ALL RECORDS SINCE 1901)**

CATEGORY	TEAM GENERAL	RECORD
Most Wins, Season		99 [1933]
Most Wins, Season Home		56 [1930]
Most Wins, Season Road		53 [1933]
Most Wins, Month		24 [August 1945]
Most Losses, Season		113 [1904]
Most Losses, Season Home		53 [1962]
Most Losses, Season Road		61 [1904]
Most Losses, Month		29 [July 1909]
Most Consecutive Wins		17 [May 30-June 18, 1912]
Most Consecutive Wins, Home		16 [July 30-September 22, 1943]
Most Consecutive Wins, Road		16 [May 30-June 15, 1912]
Most Consecutive Losses		18 [September 3-18, 1948 and July 19-August 5, 1959]
Most Consecutive Losses, Home		11 [August 18-September 1, 1961]
Most Consecutive Losses, Road		18 [July 16-August 18, 1949]
<b>LENGTH OF GAME</b>		
Longest Game, Innings Played		22 innings [June 12, 1967 vs. CWS]
Longest Game, Innings Played, Home		22 innings [June 12, 1967 vs. CWS]
Longest Game, Innings Played, Road		20 innings [G2-September 14, 1971 and August 9, 1967 at MIN]

CATEGORY	TEAM BATTING	RECORD
<b>RUNS SCORED</b>		
Most Runs Scored, Season		892 [1930]
Most Runs Scored, Game		25 [July 31, 2018 vs. NYM (W25-4)]
Most Runs Scored, Win		25 [July 31, 2018 vs. NYM (W25-4)]
Most Runs Scored, Loss		15 [July 1, 1907 (G1) vs. NYY (L15-16)]
Most Runs Scored, Inning		12 [July 10, 1926 vs. STL (8th inn.)]
Most Runs Scored, 3-Game Series		37 [June 15-16, 1935 at STL and August 4-5, 1929 vs. DET]
Most Runs Scored, 4-Game Series		46 [July 10-13, 1932 vs. CWS and April 24-27, 2017 at COL]
Most Combined Runs, Game (Both Teams)		31 [G1-July 1, 1907 at NYY/L15-16]
<b>BATTING AVERAGE, ON-BASE, SLUGGING PERCENTAGES</b>		
Highest Batting Average, Season		.303 [1925]
Highest On-Base Percentage, Season		.372 [1925]
Highest Slugging Percentage, Season		.449 [2017]

<b>HITS</b>		
Most Hits, Season		1620 [1930]
Most Hits, Game		27 [May 16, 1933 vs. CLE, 12 inn.]

<b>EXTRA-BASE HITS</b>		
Most Extra-Base Hits, Season		557 [2017]

<b>SINGLES</b>		
Most Singles, Season		1209 [1935]

<b>DOUBLES</b>		
Most Doubles, Season		322 [2006]

<b>TRIPLES</b>		
Most Triples, Season		100 [1932]



## HISTORY &amp; RECORDS

## HOME RUNS

Most Home Runs, Season .....	215 [2017]
Most Home Runs, Season, Home Games .....	107 [2017]
Most Home Runs, Season, Road Games .....	108 [2017]
Most Home Runs, 9-Inning Game .....	8 [July 27, 2017 vs. MIL (W15-2)]
Most Home Runs, Game, Extra Innings .....	7 [May 3, 1949 at CWS (10 inn., W14-12)]
Most Home Runs, Game, Home .....	8 [July 27, 2017 vs. MIL (W15-2)]
Most Home Runs, Game, Road .....	7 [May 3, 1949 at CWS (10 inn., W14-12) and June 29, 2018 at PHI (W17-7)]
Most Home Runs, Inning .....	5 [July 27, 2017 vs. MIL (W15-2)]
Most Consecutive Games Hitting at Least One Home Run .....	14 [May 26-June 10, 2016]
Most Grand Slams, Season .....	8 [1939 and 2009]

## RBI

Most RBI, Season .....	822 [1936]
------------------------	------------

## WALKS/STRIKEOUTS

Most Walks, Season .....	690 [1956]
Most Strikeouts, Season .....	1344 [2015]

## STOLEN BASES

Most Stolen Bases, Season .....	291 [1913]
---------------------------------	------------

## CATEGORY

## TEAM PITCHING

## RECORD

## EARNED RUN AVERAGE

Highest ERA, Season .....	5.33 [1956]
Lowest ERA, Season .....	2.14 [1918]

## COMPLETE GAMES

Most Complete Games, Season .....	137 [1904]
Fewest Complete Games, Season .....	0 [2007]
Most Consecutive Complete Games .....	32 [September 18, 1901-May 17, 1902 and September 1, 1902-April 27, 1903]

## SHUTOUTS

Most Shutouts, Season .....	26 [1914]
Fewest Shutouts, Season .....	1 [1956 and 2006]
Most Consecutive Shutouts .....	3 [MANY TIMES; last: September 29-October 1, 1913]

## HITS ALLOWED

Most Hits Allowed, Season .....	1672 [1935]
Fewest Hits Allowed, Game .....	0 [MANY TIMES; Last: October 3, 2015 at NYM]

## RUNS ALLOWED

Most Runs Allowed, Season .....	874 [2009]
Most Runs Allowed, Game .....	24 [September 27, 1940 at BOS (L4-24)]
Most Runs Allowed, Inning .....	14 [July 6, 1920 vs. NYY (5th inn.)]

## HOME RUNS ALLOWED

Most Home Runs Allowed, Season .....	198 [2018]
Most Home Runs Allowed, Game .....	8 [G1-August 29, 1963 vs. MIN (L2-14)]
Fewest Home Runs Allowed, Season .....	10 [1918 and 1907]
Most Home Runs Allowed, Inning .....	3 [MANY TIMES; last: August 2, 2015 at NYM (3rd inn., L2-5)]

## WALKS

Most Walks Issued, Season .....	779 [1949]
Fewest Walks Issued, Season .....	341 [1907]

## STRIKEOUTS

Most Strikeouts, Season .....	1476 [2016]
-------------------------------	-------------



**RELIEF PITCHING**

Most Relief Appearances, Season.....	588 [2007]
Most Relief Appearances, Game.....	9 [September 3, 2014 at LAD (14 inn., W8-5) and September 7, 2016 vs. ATL (11 inn., W5-4)]
Most Relief Wins, Season .....	32 [1969]

**SAVES**

Most Saves, Season.....	51 [2005 and 2012]
-------------------------	--------------------

**PERSONNEL**

Most Pitchers Used, Season .....	31 [2018]
Most Pitchers Used, Game.....	10 [September 3, 2014 at LAD (14 inn., W8-5) and September 7, 2016 vs. ATL (11 inn., W5-4)]

CATEGORY	TEAM FIELDING	RECORD
----------	---------------	--------

**FIELDING PERCENTAGE**

Highest Fielding Percentage, Season .....	.989 [2018]
Lowest Fielding Percentage, Season.....	.943 [1901]

**ERRORS**

Most Errors, Season.....	323 [1901]
Fewest Errors, Season .....	64 [2018]

**DOUBLE PLAYS**

Most Double Plays, Season.....	186 [1935]
--------------------------------	------------

**OUTFIELD ASSISTS**

Most Outfield Assists, Season .....	85 [1912]
-------------------------------------	-----------

CATEGORY	INDIVIDUAL BATTING	RECORD
----------	--------------------	--------

**GAMES PLAYED**

Most Games Played, Career .....	2307 [Sam Rice]
Most Games Played, Season.....	162 [Ryan Zimmerman, 2007 and Trea Turner, 2018]

**RUNS SCORED**

Most Runs Scored, Career .....	1467 [Sam Rice]
Most Runs Scored, Season .....	127 [Joe Cronin, 1930]
Most Runs Scored, Game.....	5 [MANY TIMES; last: Anthony Rendon, April 30, 2017 vs. NYM (W23-5)]

**BATTING AVERAGE, ON-BASE, SLUGGING PERCENTAGES**

Highest Batting Average, Career (Min. 2000 At-Bats).....	.328 [Heinie Manush]
Highest Batting Average, Season .....	.379 [Goose Goslin, 1928]

Highest On-Base Percentage, Career (Min. 2000 At-Bats).....	.392 [Buddy Myer]
Highest On-Base Percentage, Season .....	.460 [Bryce Harper, 2015]

Highest Slugging Percentage, Career (Min. 2000 At-Bats).....	.513 [Frank Howard]
Highest Slugging Percentage, Season.....	.649 [Bryce Harper, 2015]

**AT-BATS, PLATE APPEARANCES**

Most At-Bats, Career.....	8934 [Sam Rice]
Most At-Bats, Season.....	668 [Buddy Lewis, 1937]

**HITS**

Most Hits, Career.....	2889 [Sam Rice]
Most Hits, Season.....	227 [Sam Rice, 1925]
Most Hits, Game.....	6 [MANY TIMES; last: Anthony Rendon, April 30, 2017 vs. NYM (W23-5)]

**HITTING, HOME RUN STREAKS**

Longest Consecutive-Game Hitting Streak .....	33 [Heinie Manush, 1933]
Longest Consecutive-Game Home Run Streak.....	6 [Frank Howard, May 12-18, 1968 and Roy Sievers July 28-August 3, 1957]



## HISTORY &amp; RECORDS

## EXTRA-BASE HITS

Most Extra-Base Hits, Career .....	695 [Sam Rice]
Most Extra-Base Hits, Season .....	89 [Alfonso Soriano, 2006]

## DOUBLES

Most Doubles, Career .....	479 [Sam Rice]
Most Doubles, Season .....	51 [Mickey Vernon, 1946]
Most Doubles, Game.....	3 [MANY TIMES; last: Bryce Harper, June 24, 2018 vs. PHI (W8-6)]

## TRIPLES

Most Triples, Career.....	183 [Sam Rice]
Most Triples, Season.....	20 [Goose Goslin, 1925]
Most Triples, Game.....	3 [Joe Kuhel, May 13, 1937 at CWS (W10-2) and Joe Judge, August 9, 1921 vs. STL (19 inn., L6-8)]

## HOME RUNS

Most Home Runs, Career .....	264 [Ryan Zimmerman]
Most Home Runs, Season .....	48 [Frank Howard, 1968]
Most Home Runs, Game.....	3 [MANY TIMES; last: Anthony Rendon, April 30, 2017 vs. NYM (W23-5)]

Most Grand Slams, Career.....	6 [Ryan Zimmerman]
Most Grand Slams, Season.....	2 [MANY TIMES; last: Danny Espinosa and Bryce Harper, 2016]
Most Grand Slams, Game.....	2 [Josh Willingham, July 27, 2009 at MIL (W14-6)]

## RBI

Most RBI, Career .....	1026 [Mickey Vernon]
Most RBI, Season .....	129 [Goose Goslin, 1924]
Most RBI, Game.....	10 [Anthony Rendon, April 30, 2017 vs. NYM (W23-5) and Mark Reynolds, July 7, 2018 vs. MIA (W18-4)]

## WALKS/STRIKEOUTS

Most Walks, Career.....	1274 [Eddie Yost]
Most Walks, Season.....	151 [Eddie Yost, 1956]
Most Strikeouts, Career .....	1268 [Ryan Zimmerman]
Most Strikeouts, Season .....	199 [Adam Dunn, 2010]

## STOLEN BASES

Most Stolen Bases, Career.....	495 [Clyde Milan]
Most Stolen Bases, Season.....	88 [Clyde Milan, 1912]

## ROOKIES

Highest Batting Average, Season (Min. 400 At-Bats).....	.312 [Jake Powell, 1935]
Most Games, Season .....	158 [Danny Espinosa, 2011]
Most At-Bats, Season.....	635 [Del Unser, 1968]
Most Runs, Season.....	100 [Buddy Lewis, 1936 and John Farrell, 1901]
Most Hits, Season.....	176 [Eddie Foster, 1912; Ryan Zimmerman, 2006]
Most Home Runs, Season .....	30 [Bob Allison, 1959]
Most RBI, Season .....	110 [Ryan Zimmerman, 2006]
Most Stolen Bases, Season.....	37 [Dave Altizer, 1906]

## CATEGORY

## INDIVIDUAL PITCHING

## RECORD

## GAMES

Most Appearances, Career.....	802 [Walter Johnson]
Most Appearances, Season.....	88 [Jon Rauch, 2007]

## GAMES STARTED

Most Starts, Career .....	666 [Walter Johnson]
Most Starts, Season .....	42 [Walter Johnson, 1910]

## INNINGS

Most Innings Pitched, Career .....	5916.0 [Walter Johnson]
Most Innings Pitched, Season .....	372.0 [Walter Johnson, 1914]
Most Innings Pitched, Game, Starter.....	18.0 [Walter Johnson, May 15, 1918 vs. CWS]

**WINS**

Most Wins, Career .....	417 [Walter Johnson]
Most Wins, Season .....	36 [Walter Johnson, 1913]

**LOSSES**

Most Losses, Career .....	279 [Walter Johnson]
Most Losses, Season .....	26 [Bob Groom, 1909 and Jack Townsend, 1904]

**ERA**

Lowest ERA, Career (Min. 1000 Innings) .....	2.36 [Walter Johnson]
Lowest ERA, Season (among those qualifiers) .....	1.14 [Walter Johnson, 1913]

**COMPLETE GAMES**

Most Complete Games, Career .....	531 [Walter Johnson]
Most Complete Games, Season .....	38 [Walter Johnson, 1910]

**NO-HITTERS**

Most No-Hitters, Career .....	2 [Max Scherzer, 2015]
-------------------------------	------------------------

**SHUTOUTS**

Most Shutouts, Career .....	110 [Walter Johnson]
Most Shutouts, Season .....	11 [Walter Johnson, 1913]

**RUNS ALLOWED**

Most Runs Allowed, Career .....	1900 [Walter Johnson]
Most Runs Allowed, Season .....	198 [Bill Carrick, 1901]

**HOME RUNS ALLOWED**

Most Home Runs Allowed, Career .....	171 [Pedro Ramos]
Most Home Runs Allowed, Season .....	43 [Pedro Ramos, 1957]

**WALKS**

Most Walks, Career .....	1360 [Walter Johnson]
Most Walks, Season .....	143 [Ken Chase, 1940]

**STRIKEOUTS**

Most Strikeouts, Career .....	3508 [Walter Johnson]
Most Strikeouts, Season .....	313 [Walter Johnson, 1910]
Most Strikeouts, 9-inning Game .....	20 [Max Scherzer, May 11, 2016 vs. DET]
Most Strikeouts, Game, Extra Innings .....	21 [Tom Cheney, September 12, 1962 at BAL (pitched 16 inn.)]

**SAVES**

Most Saves, Career .....	113 [Chad Cordero]
Most Saves, Season .....	47 [Chad Cordero, 2005]

**ROOKIES**

Most Games .....	79 [Gary Majewski, 2005]
Most Starts .....	34 [Hod Lisenbee, 1927]
Most Innings Pitched .....	265.0 [Doc Ayers, 1914]
Most Wins .....	22 [Monte Weaver, 1932]
Lowest ERA (Minimum 100.0 Innings) .....	2.14 [Joe Boehling, 1913]
Most Complete Games .....	26 [Casey Patten, 1901]
Most Shutouts .....	5 [Jim Shaw, 1914]
Most Saves .....	8 [Koda Glover, 2017]
Most Strikeouts .....	164 [Jim Shaw, 1914]

**BIG TRAIN**

How dominant was Senators right-hander Walter Johnson, who was a member of the National Baseball Hall of Fame's inaugural class in 1936? Johnson was a two-time American League MVP (1913, 1924) who paced the AL in strikeouts 12 times, shutouts seven times, wins six times, complete games six times, ERA five times, innings five times, games started four times and winning percentage twice. He never once posted a triple-digit walk total.

A closer look at where Johnson ranks, entering the 2018 season, on various all-time leader boards:

<b>Wins:</b> 417 (2nd, Cy Young 511)	<b>ERA:</b> 2.16 (7th, Ed Walsh 1.82)	<b>Complete Games:</b> 531 (5th, Cy Young 749)
<b>Shutouts:</b> 110 (first)	<b>Strikeouts:</b> 3,508 (9th, Nolan Ryan 5,714)	<b>WHIP:</b> 1.06 (7th, Eddie Joss 0.97)



## HISTORY & RECORDS

### THE HISTORY OF THE MONTREAL EXPOS (1969-2004)

The city of Montreal had a long association with professional baseball even before it was awarded a Major League franchise in 1968. On April 18, 1946, the Montreal Royals, a minor league affiliate of the Brooklyn Dodgers in the International League, secured their place in baseball history when Jackie Robinson made his professional debut and became the first African-American to play professional baseball in the 20th Century.

More than two decades later, as the National League was seeking to expand by two franchises, former Montreal city councillor Gerry Snyder presented the city's formal bid during an owners' meeting in Mexico City, Mexico. Six months later on May 27, 1968, it was announced that Major League Baseball was expanding outside the United States for the first time as Montreal was awarded a National League franchise to begin play in 1969.

Despite some early concerns about the team's financing, Montreal met its initial deposit deadline and officially became a member of the National League on Aug. 14, 1968. Charles Bronfman, a distillery magnate and an original investor, was named chairman with Paul Beaudry and Lorne Webster as vice-chairmen. John McHale was named president and chief executive officer, while Jim Fanning was appointed the team's first general manager.

On Sept. 5, 1968, the Montreal franchise named Gene Mauch field manager. Mauch was returning to familiar ground as he played two seasons for the minor league Montreal Royals in 1943 and 1944. McHale also announced that the team would be known as the Expos, in recognition of Expos 67, an international exhibition that attracted 50 million visitors to the city in 1967.

Only five days later, pitcher Dave Hartman became the first player to sign a contract with the Expos. Hartman never actually played for the Expos or made it to the Major Leagues. However, an expansion draft was conducted on Oct. 14, 1968 and the Expos selected the following 30 players:

Manny Mota, Mack Jones, John Bateman, Gary Sutherland, John Billingham, Donn Clendenon, Jesus Alou, Mike Wegener, Skip Guinn, Bill Stoneman, Maury Wills, Larry Jackson, Bob Reynolds, Dan McGinn, Jose Herrera, Jim Williams, Angel Hermoso, Jim Grant, Jerry Robertson, Don Shaw, Ty Cline, Garry Jesteadt, Carl Morton, Larry Jaster, Ernest McAnally, Jim Fairey, Jose Laboy, John Boccabella, Rob Brand and John Glass.

The Expos' first home ballpark was Jarry Park, a converted minor league stadium named after former councillor Raoul Jarry in 1927. Jarry Park's initial capacity was 3,000, but was expanded to 28,450 as the ballpark met MLB standards.

Montreal made its National League debut on April 8, 1969 at Shea Stadium in New York against one of the National League's last expansion teams, the Mets. The Expos held off a furious ninth inning rally to claim an 11-10 victory. Pitcher Dan McGinn hit the first home run in franchise history, a solo shot off future Hall of Famer Tom Seaver in the fourth inning.

Jarry Park hosted its first regular season game six days later as 29,814 fans witnessed Major League Baseball in Canada for the first time. Despite facing a St. Louis Cardinals lineup that featured names such as Lou Brock, Curt Flood, Dal Maxvill and Joe Torre, the Expos treated their fans to an 8-7 win.

One of the highlights of the inaugural season came on April 17 at Connie Mack Stadium in Philadelphia. Bill Stoneman, later a general manager with the Expos and the Anaheim Angels, pitched the franchise's first no-hitter in defeating the Phillies, 7-0. The Expos would go on to finish the season with a 52-110 mark.

The following season saw Montreal improve by 21 games under Mauch. Twenty-six-year-old pitcher Carl Morton went 18-11 with a 3.26 ERA en route to being named the 1970 NL Rookie of the Year. In 1973, the Expos made their first pennant chase as they won 79 games and were in the race for the National League East title until the final weekend of the season.

After a few disappointing seasons, the Expos moved into Olympic Stadium in 1977, which was the main venue for the 1976 Olympic Games. A crowd of 57,592 fans attended the first game at The Big O as the Expos fell to the Phillies, 7-2.

Montreal started to form the nucleus of a team that would bring home its first NL East title with players such as Ellis Valentine, Andre Dawson, Warren Cromartie, Gary Carter and Steve Rogers. The Expos won 95 games in 1979 only to fall two games shy of the title and were again in the pennant race until the final game of the 1980 season.

In 1981, the Expos finally cleared the hurdle as they won the NL East's second half title in a season shortened by a players' strike. In a best-of-five Divisional Series, Montreal topped first-half champion Philadelphia, three games to two, and advanced to their first NLCS.

The NLCS against Tommy Lasorda's Los Angeles Dodgers went down to the ninth inning of the fifth and deciding game. With the game tied at 1-1, Dodgers outfielder Rick Monday hit a two-out solo homer off Rogers. The Expos put two runners on in the bottom of the ninth, but could not tie the score as Los Angeles advanced to the World Series.

In 1982, Montreal hosted the first Major League Baseball All-Star Game to be held outside of the United States. The National League won its 11th consecutive Midsummer Classic on the strength of a home run by Cincinnati's Dave Concepcion. Five players represented the Expos on the NL squad: Carter, Rogers, Dawson, Tim Raines and Al Oliver.

Montreal remained competitive throughout much of the next decade, including 91 wins in 1987 by a team led by Raines, Andres Galarraga, Hubie Brooks and Tim Wallach.

Bronfman sold the franchise to team president Claude Brochu on June 14, 1991. The next season Brochu appointed long-time Montreal coach Felipe Alou as field manager. Alou guided the Expos to 87 victories and a second-place finish in his first year at the helm and then improved upon that with 94 wins in 1993.



The 1994 season saw a core group of players such as Larry Walker, Marquis Grissom, Moises Alou, Pedro Martinez, Ken Hill and John Wetteland storm out to a 74-40 mark - the best in the Major Leagues - and a six-game lead in the newly-formed National League East on Aug. 11. However, the season was never completed. A players' strike began the following day that would wipe out the remainder of the 1994 schedule.

After the changing economics of the baseball landscape forced the Expos to trade some of those core players, the '95 team finished in last place in the NL East. It was only the second time since 1977 that Montreal finished in last place.

Two years later, Martinez continued to establish himself as one of the top starting pitchers in the Major Leagues. He posted a 17-8 record with a 1.90 ERA, 305 strikeouts and 13 complete games en route to being the only Expos' pitcher to win the National League Cy Young Award. That winter, Martinez was traded to the Boston Red Sox.

The 1998 season was marked by stellar individual performances on the field and uncertainty off the field. Outfielder Vladimir Guerrero, 22, displayed his immense talent by setting six Montreal records, including the club single-season home run mark. Also, 24-year-old closer Ugueth Urbina recorded 34 saves with a 1.30 ERA, and Alou became the franchise's most successful manager with his 521st victory on Aug. 19.

Off the field, Brochu struggled in an attempt to finalize funding for a new downtown ballpark and announced his willingness to sell his shares of the franchise. In 1999, Jeffrey Loria was officially approved as the Expos controlling person following a buy-back of Brochu's shares. In February 2002, Major League Baseball approved the sale of the Florida Marlins to Loria and the sale of the Expos to Major League Baseball and the 29 other Major League Clubs. A new Expos senior management team was announced: Tony Tavares (president), Omar Minaya (general manager) and Hall of Famer Frank Robinson (field manager). Baseball Commissioner Allan H. (Bud) Selig also announced the formation of a relocation committee to seek a new permanent home for the franchise.

The 2003 and 2004 seasons saw the Expos make baseball history by playing a portion of their home schedule at Hiram Bithorn Stadium in San Juan, Puerto Rico. Fans in Puerto Rico celebrated the return of Major League Baseball to the island. The Expos drew nearly 530,000 fans and posted a 20-23 mark over their 43 games played at Hiram Bithorn Stadium during the two-season trial. On Sept. 29, 2004, Commissioner Selig announced the formal approval of the relocation of the Expos franchise to the nation's capital, Washington, D.C., for the 2005 season.

## MONTREAL EXPOS TIMELINE

November 25, 1968	..... West Palm Beach was selected as Expos Spring Training site.
November 26, 1968	..... Gaetan Groleau became first native Canadian signed by Expos.
January 24, 1969	..... Expos unveiled inaugural season home uniforms.
October 2, 1972	..... Bill Stoneman pitched second career no-hitter and first at Montreal vs. Mets.
April 20, 1977	..... Gary Carter became first Expos player to record three homers in a single game.
November, 1977	..... Andre Dawson named National League Rookie of the Year.
October 1, 1978	..... Ross Grimsley became first and only Expos pitcher to win at least 20 games.
September 10, 1980	..... Bill Gullickson set a franchise mark with 18 strikeouts in a game vs. Cubs.
May 10, 1981	..... Charlie Lea threw third no-hitter in Montreal history against Giants.
October 3, 1982	..... Al Oliver finished with a .331 batting average to win Montreal's first batting crown.
April 13, 1984	..... Pete Rose recorded his 4,000th career hit as a member of the Expos.
July 28, 1991	..... Dennis Martinez hurled the 15th perfect game in MLB history, the first in franchise annals at LAD.
September, 1991	..... Montreal played its final month on the road after a concrete chunk fell from Stade Olympique.
May 15, 1993	..... Rusty Staub's uniform No. 10 was retired by the Expos.
July 31, 1993	..... Montreal retired Gary Carter's uniform number 8.
July 6, 1997	..... Andre Dawson's uniform No. 10 was also retired by the Expos.
October, 2001	..... Orlando Cabrera was the first Expos shortstop to win a Rawlings Gold Glove.
July 27, 2003	..... Gary Carter is inducted into the National Baseball Hall of Fame and Museum in Cooperstown, NY.
June 19, 2004	..... Tim Lincecum's uniform No. 30 retired by the Expos.
September 19, 2005	..... Montreal Canadiens announce official acquisition/adoption of Youppi!
July 25, 2010	..... Andre "Hawk" Dawson is inducted into the National Baseball Hall of Fame and Museum in Cooperstown, NY.
July 23, 2011	..... Broadcaster Dave Van Horn receives Ford C. Frick Award as part of National Baseball Hall of Fame and Museum's annual induction ceremony in Cooperstown, NY.
July 26, 2015	..... Pedro Martinez and Randy Johnson are inducted into the National Baseball Hall of Fame and Museum in Cooperstown, NY.
July 30, 2017	..... Tim Lincecum inducted into the National Baseball Hall of Fame and Museum in Cooperstown, NY.
July 29, 2018	..... Vladimir Guerrero inducted into the National Baseball Hall of Fame and Museum in Cooperstown, NY...He is enshrined as a member of the Los Angeles Angels

## NATIONALS/EXPOS YEAR-BY-YEAR STANDINGS AND ATTENDANCE

YEAR	WINS	LOSSES	PCT.	DIVISION FINISH	GB/GA	ATTENDANCE	MANAGER(S)
1969	52	110	.321	6	-48.0	1,212,608	Gene Mauch
1970	73	89	.451	6	-16.0	1,424,683	Gene Mauch
1971	71	90	.441	5	-25.5	1,290,963	Gene Mauch
1972	70	86	.449	5	-26.5	1,142,145	Gene Mauch
1973	79	83	.488	4	-3.5	1,246,863	Gene Mauch
1974	79	82	.491	4	-8.5	1,019,134	Gene Mauch
1975	75	87	.463	5	-17.5	908,292	Gene Mauch
1976	55	107	.340	6	-46.0	646,704	Karl Kuehl/Charlie Fox
1977	75	87	.463	5	-26.0	1,433,757	Dick Williams
1978	76	86	.469	4	-14.0	1,427,007	Dick Williams
1979	95	65	.594	2	-2.0	2,102,173	Dick Williams
1980	90	72	.556	2	-1.0	2,208,175	Dick Williams
1981	60	48	.556	—	—	1,534,564	
	30	25	.545	3	-4.0	<i>1st half</i>	<i>Dick Williams/</i>
	30	23	.566	1	+0.5	<i>2nd half</i>	<i>Jim Fanning</i>
1982	86	76	.531	3	-6.0	2,318,292	Jim Fanning
1983	82	80	.506	3	-8.0	2,320,651	Bill Virdon
1984	78	83	.484	5	-18.0	1,606,531	Virdon/Fanning
1985	84	77	.522	3	-16.5	1,502,494	Buck Rodgers
1986	78	83	.484	4	-29.5	1,128,981	Buck Rodgers
1987	91	71	.562	3	-4.0	1,850,324	Buck Rodgers
1988	81	81	.500	3	-20.0	1,478,659	Buck Rodgers
1989	81	81	.500	4	-12.0	1,783,533	Buck Rodgers
1990	85	77	.525	3	-10.0	1,421,388	Buck Rodgers
1991	71	90	.441	6	26.5	978,076	Rodgers/Runnels
1992	87	75	.537	2	-9.0	1,731,566	Runnels/Alou
1993	94	68	.580	2	-3.0	1,641,437	Felipe Alou
1994	74	40	.649	1	+6.0	1,276,250	Felipe Alou
1995	66	78	.458	5	-24.0	1,309,618	Felipe Alou
1996	88	74	.543	2	-8.0	1,618,573	Felipe Alou
1997	78	84	.481	4	-23.0	1,497,609	Felipe Alou
1998	65	97	.401	4	-41.0	914,717	Felipe Alou
1999	68	94	.420	4	-35.0	773,277	Felipe Alou
2000	67	95	.414	4	-28.0	926,263	Felipe Alou
2001	68	94	.420	5	-20.0	642,748	Felipe Alou/Jeff Torborg
2002	83	79	.512	2	-19.0	812,545	Frank Robinson
2003	83	79	.512	4	-18.0	1,025,639	Frank Robinson
2004	67	95	.414	5	-29.0	748,587	Frank Robinson
EXPOS	2755	2943	.484	—	—	48,904,826	—
				*** Montreal tied 4 games in 36 NL seasons ***			
2005	81	81	.500	5	-9.0	2,731,993	Frank Robinson
2006	71	91	.438	5	-26.0	2,153,056	Frank Robinson
2007	73	89	.451	4	-16.0	1,961,606	Manny Acta
2008	59	102	.366	5	-32.5	2,321,988	Manny Acta
2009	59	103	.364	5	-34.0	1,817,256	Manny Acta/Jim Riggleman
2010	69	93	.426	5	-28.0	1,828,066	Jim Riggleman
2011	80	81	.497	3	-21.5	1,940,478	Jim Riggleman/Davey Johnson
2012	98	64	.605	1	+4.0	2,370,794	Davey Johnson
2013	86	76	.531	2	-10.0	2,652,422	Davey Johnson
2014	96	66	.593	1	+17.0	2,579,389	Matt Williams
2015	83	79	.512	2	-7.0	2,619,843	Matt Williams
2016	95	67	.586	1	+8.0	2,481,938	Dusty Baker
2017	97	65	.599	1	+20.0	2,524,980	Dusty Baker
2018	82	80	.506	2	-8.0	2,529,604	Dave Martinez
FRANCHISE	3884	4080	.486	—	—	81,418,150	—

## FRANCHISE YEAR-BY-YEAR BATTING STATISTICS

YEAR	AVG	G	AB	R	H	2B	3B	HR	RBI	BB	IBB	SO	SB	CS	E
1969	.240	162	5419	582	1300	202	33	125	542	529	51	962	52	52	184
1970	.237	162	5411	687	1284	211	35	136	646	659	64	972	65	45	141
1971	.245	162	5335	622	1312	197	29	88	567	543	58	800	51	43	150
1972	.234	156	5156	513	1205	156	22	91	462	474	55	828	68	66	134
1973	.250	162	5369	668	1345	190	23	125	613	<b>695</b>	76	777	77	68	163
1974	.254	161	5343	662	1355	201	29	86	610	652	65	812	124	49	153
1975	.244	162	5518	601	1346	216	31	98	542	579	73	954	108	58	180
1976	.235	162	5428	531	1275	224	32	94	507	433	42	841	86	44	155
1977	.260	162	<b>5675</b>	665	1474	294	50	138	622	478	66	877	88	50	129
1978	.254	162	5530	633	1404	269	31	121	589	396	62	881	80	42	134
1979	.264	160	5465	701	1445	273	42	143	651	432	68	890	121	56	131
1980	.257	162	5465	694	1407	250	<b>61</b>	114	647	547	75	865	<b>237</b>	82	144
1981	.246	108	5591	443	883	146	28	81	407	368	55	498	138	40	81
1982	.262	162	5557	697	1454	270	38	133	656	503	72	816	156	56	122
1983	.264	<b>163</b>	5611	677	<b>1482</b>	297	41	102	632	509	76	733	138	44	116
1984	.251	161	5439	593	1367	242	36	96	553	470	50	782	131	38	132
1985	.247	161	5429	633	1342	242	49	118	593	492	73	880	169	77	121
1986	.254	161	5508	637	1401	255	50	110	602	537	72	1016	193	95	133
1987	.265	162	5527	<b>741</b>	1467	310	39	120	695	501	77	918	166	74	147
1988	.251	<b>163</b>	5573	628	1400	260	48	107	575	454	71	1053	189	89	142
1989	.247	162	5482	632	1353	267	30	100	587	572	83	958	160	70	136
1990	.250	162	5453	662	1363	227	43	114	607	576	67	1024	235	99	110
1991	.246	161	5412	579	1329	236	42	95	536	484	51	1056	221	<b>100</b>	133
1992	.252	162	5477	648	1381	263	37	102	601	463	43	976	196	63	124
1993	.257	<b>163</b>	5493	732	1410	270	36	122	682	542	65	860	228	56	159
1994	<b>.278</b>	114	4000	585	1111	246	30	108	542	379	39	669	137	36	94
1995	.259	144	4905	621	1268	265	24	118	572	400	43	901	120	49	109
1996	.262	162	5505	<b>741</b>	1441	297	27	148	696	492	49	1077	108	34	126
1997	.258	162	5526	691	1423	<b>339</b>	34	172	659	420	39	1084	75	46	132
1998	.249	162	5418	644	1348	280	32	147	602	439	31	1058	91	46	155
1999	.265	162	5559	718	1473	320	47	163	680	438	39	939	70	51	160
2000	.266	162	5535	738	1475	310	35	<b>178</b>	<b>705</b>	476	53	1048	58	48	132
2001	.253	162	5379	670	1361	320	28	131	622	478	59	1071	101	51	108
2002	.261	162	5479	735	1432	300	36	162	695	575	<b>85</b>	<b>1104</b>	118	64	139
2003	.258	162	5437	711	1404	294	25	144	682	522	58	990	100	39	102
2004	.249	162	5474	635	1361	276	27	151	605	496	51	925	109	38	99
<b>EXPOS</b>	.253	5,702	192,883	23,350	48,881	9215	1280	4381	21,784	18,003	2,156	32,895	4,564	2,058	4,810
2005	.252	162	5426	639	1367	311	32	117	615	491	55	1090	45	45	92
2006	.262	162	5495	746	1437	322	22	164	695	594	66	1156	123	62	<b>131</b>
2007	.256	162	5520	673	1415	309	31	123	646	524	38	1128	69	23	107
2008	.251	161	5491	641	1376	269	26	117	608	534	21	1095	81	43	<b>123</b>
2009	.258	162	5493	710	1416	271	38	156	685	617	39	1208	73	40	<b>143</b>
2010	.250	162	5418	655	1355	250	31	149	634	503	36	1220	110	41	<b>127</b>
2011	.242	161	5441	624	1319	257	22	154	594	470	40	<b>1323</b>	106	38	104
2012	.261	162	5615	731	1468	301	25	194	688	479	43	1325	105	35	94
2013	.251	162	5436	656	1365	259	27	161	621	464	35	1192	88	28	107
2014	.253	162	5542	686	1403	265	27	152	635	517	29	1304	101	23	100
2015	.251	162	5428	703	1363	265	13	177	665	539	38	1344	57	23	90
2016	.256	162	5490	763	1403	268	29	203	735	536	49	1252	121	39	73
2017	.266	162	5553	819	1477	311	31	215	796	542	56	1327	108	30	86
2018	.254	162	5517	771	1402	284	25	191	737	631	56	1289	119	33	64
<b>FRANCHISE</b>	.254	7968	269,748	33,167	68,447	13,157	1,659	6,654	31,138	25,444	2,759	50,148	5,870	2,561	6,253

**BOLD** - Led National League

## HISTORY &amp; RECORDS

## FRANCHISE BATTING LEADERS — ALL-TIME

## BATTING AVERAGE

1. Vladimir Guerrero .....	323
2. Tim Lincecum .....	301
3. José Vidro .....	301
4. Rondell White .....	293
5. Anthony Rendon .....	285
6. Warren Cromartie .....	280
7. Andre Dawson .....	280
8. Ryan Zimmerman .....	279
9. Bryce Harper .....	279
10. Gary Carter .....	269

## HITS

1. Ryan Zimmerman .....	1740
2. Tim Wallach .....	1694
3. Tim Raines .....	1622
4. Andre Dawson .....	1575
5. Gary Carter .....	1427
6. José Vidro .....	1280
7. Vladimir Guerrero .....	1215
8. Warren Cromartie .....	1063
9. Bryce Harper .....	922
10. Ian Desmond .....	917

## TOTAL BASES

1. Ryan Zimmerman .....	2968
2. Tim Wallach .....	2728
3. Andre Dawson .....	2679
4. Gary Carter .....	2409
5. Tim Raines .....	2355
6. Vladimir Guerrero .....	2211
7. José Vidro .....	1953
8. Bryce Harper .....	1693
9. Warren Cromartie .....	1525
10. Ian Desmond .....	1474

## SLUGGING PERCENTAGE

1. Vladimir Guerrero .....	.588
2. Bryce Harper .....	.512
3. Rondell White .....	.480
4. Ryan Zimmerman .....	.477
5. Andre Dawson .....	.476
6. Anthony Rendon .....	.469
7. José Vidro .....	.459
8. Gary Carter .....	.454
9. Tim Raines .....	.437
10. Bob Bailey .....	.437

## DOUBLES

1. Ryan Zimmerman .....	392
2. Tim Wallach .....	360
3. José Vidro .....	304
4. Andre Dawson .....	295
5. Tim Raines .....	281
6. Gary Carter .....	274
7. Vladimir Guerrero .....	226
8. Warren Cromartie .....	222
9. Orlando Cabrera .....	214
10. Larry Parrish .....	208

## RBI

1. Ryan Zimmerman .....	988
2. Tim Wallach .....	905
3. Andre Dawson .....	838
4. Gary Carter .....	823
5. Vladimir Guerrero .....	702
6. Tim Raines .....	556
7. José Vidro .....	550
8. Bryce Harper .....	521
9. Andrés Galarraga .....	473
10. Bob Bailey .....	466

## GAMES

1. Tim Wallach .....	1767
2. Ryan Zimmerman .....	1637
3. Gary Carter .....	1503
4. Tim Raines .....	1452
5. Andre Dawson .....	1443
6. José Vidro .....	1186
7. Warren Cromartie .....	1038
8. Vladimir Guerrero .....	1004
9. Larry Parrish .....	967
T10. Bob Bailey .....	951
T10. Andrés Galarraga .....	951

## TRIPLES

1. Tim Raines .....	82
2. Andre Dawson .....	67
3. Vladimir Guerrero .....	34
4. Tim Wallach .....	31
5. Warren Cromartie .....	30
6. Cristian Guzman .....	28
T7. Delino DeShields .....	25
T7. Mitch Webster .....	25
T9. Gary Carter .....	24
T9. Larry Parrish .....	24

## WALKS

1. Tim Raines .....	793
2. Ryan Zimmerman .....	613
3. Bryce Harper .....	585
4. Gary Carter .....	582
5. Tim Wallach .....	514
6. Bob Bailey .....	502
7. Jayson Werth .....	403
8. José Vidro .....	397
9. Vladimir Guerrero .....	381
10. Brad Wilkerson .....	377

## RUNS

1. Tim Raines .....	947
2. Ryan Zimmerman .....	916
3. Andre Dawson .....	828
4. Tim Wallach .....	737
5. Gary Carter .....	707
6. Vladimir Guerrero .....	641
7. José Vidro .....	614
8. Bryce Harper .....	610
9. Anthony Rendon .....	454
10. Jayson Werth .....	450

## HOME RUNS

1. Ryan Zimmerman .....	264
2. Vladimir Guerrero .....	234
3. Andre Dawson .....	225
4. Gary Carter .....	220
5. Tim Wallach .....	204
6. Bryce Harper .....	184
7. Bob Bailey .....	118
T8. Andrés Galarraga .....	115
T8. José Vidro .....	115
10. Ian Desmond .....	110

## STOLEN BASES

1. Tim Raines .....	635
2. Marquis Grissom .....	266
3. Andre Dawson .....	253
4. Delino DeShields .....	187
5. Rodney Scott .....	139
6. Otis Nixon .....	133
7. Trea Turner .....	124
8. Vladimir Guerrero .....	123
9. Ian Desmond .....	122
10. Larry Walker .....	98



FRANCHISE YEAR-BY-YEAR BATTING LEADERS

BATTING AVERAGE	
1969	Rusty Staub..... 302
1970	Rusty Staub..... 274
1971	Rusty Staub..... 311
1972	Ron Fairly..... 276
1973	Run Hunt..... 309
1974	Willie Davis..... 295
1975	Larry Parrish..... 274
1976	Tim Foli..... 264
1977	Ellis Valentine..... 293
1978	Warren Cromartie..... 297
1979	Larry Parrish..... 307
1980	Andre Dawson..... 308
1981	Cromartie/Raines..... 304
<b>1982</b>	<b>Al Oliver..... 331</b>
1983	Al Oliver..... 300
1984	Tim Raines..... 309
1985	Tim Raines..... 320
<b>1986</b>	<b>Tim Raines..... 334</b>
1987	Tim Raines..... 330
1988	Andrés Galarraga..... 302
1989	Tim Raines..... 286
1990	Tim Wallach..... 296
1991	Ivan Calderon..... 300
1992	Larry Walker..... 301
1993	Marquis Grissom..... 298
1994	Moises Alou..... 339
1995	David Segui..... 309
1996	Mark Grudzielanek..... 306
1997	David Segui..... 307
1998	Vladimir Guerrero..... 324
1999	Vladimir Guerrero..... 316
2000	Vladimir Guerrero..... 345
2001	José Vidro..... 319
2002	Vladimir Guerrero..... 336
2003	Vladimir Guerrero..... 330
2004	Juan Rivera..... 307
2005	Nick Johnson..... 289
2006	Nick Johnson..... 290
2007	Dmitri Young..... 320
2008	Cristian Guzman..... 316
2009	Ryan Zimmerman..... 292
2010	Ryan Zimmerman..... 307
2011	Michael Morse..... 303
2012	Jayson Werth..... 300
2013	Jayson Werth..... 318
2014	Denard Span..... 302
2015	Bryce Harper..... 330
2016	Daniel Murphy..... 347
2017	Daniel Murphy..... 322
2018	Anthony Rendon..... 308

**BOLD** - Led National League

HOME RUNS	
1969	Rusty Staub..... 29
1970	Rusty Staub..... 30
1971	Rusty Staub..... 19
1972	Ron Fairly..... 17
1973	Bob Bailey..... 26
1974	Bob Bailey..... 20
1975	Mike Jorgensen..... 18
1976	Larry Parrish..... 11
1977	Gary Carter..... 31
1978	Dawson/Valentine..... 25
1979	Larry Parrish..... 30
1980	Gary Carter..... 29
1981	Andre Dawson..... 24
1982	Gary Carter..... 29
1983	Andre Dawson..... 32
1984	Gary Carter..... 27
1985	Andre Dawson..... 23
1986	Andre Dawson..... 20
1987	Tim Wallach..... 26
1988	Andrés Galarraga..... 29
1989	Andrés Galarraga..... 23
1990	Tim Wallach..... 21
1991	Ivan Calderon..... 19
1992	Larry Walker..... 23
1993	Larry Walker..... 22
1994	Moises Alou..... 22
1995	Alou/Berry/Tarasco..... 14
1996	Henry Rodriguez..... 36
1997	Rondell White..... 28
1998	Vladimir Guerrero..... 38
1999	Vladimir Guerrero..... 42
2000	Vladimir Guerrero..... 44
2001	Vladimir Guerrero..... 34
2002	Vladimir Guerrero..... 39
2003	Vladimir Guerrero..... 25
2004	Wilerson/Batista..... 32
2005	Jose Guillen..... 24
2006	Alfonso Soriano..... 46
2007	Ryan Zimmerman..... 24
2008	Zimmerman/Milledge..... 14
2009	Adam Dunn..... 38
2010	Adam Dunn..... 38
2011	Michael Morse..... 31
2012	Adam LaRoche..... 33
2013	Ryan Zimmerman..... 26
2014	Adam LaRoche..... 26
<b>2015</b>	<b>Bryce Harper..... 42</b>
2016	Daniel Murphy..... 25
2017	Ryan Zimmerman..... 36
2018	Bryce Harper..... 34

RBI	
1969	Coco Laboy..... 83
1970	Rusty Staub..... 94
1971	Rusty Staub..... 97
1972	Ron Fairly..... 68
1973	Ken Singleton..... 103
1974	Willie Davis..... 89
1975	Gary Carter..... 68
1976	Larry Parrish..... 61
1977	Tony Perez..... 91
1978	Tony Perez..... 78
1979	Andre Dawson..... 92
1980	Gary Carter..... 101
1981	Gary Carter..... 68
<b>1982</b>	<b>Al Oliver..... 109</b>
1983	Andre Dawson..... 113
1984	Gary Carter..... 106
1985	Hubie Brooks..... 100
1986	Andre Dawson..... 78
1987	Tim Wallach..... 123
1988	Andrés Galarraga..... 92
1989	Andrés Galarraga..... 85
1990	Tim Wallach..... 98
1991	Ivan Calderon..... 75
1992	Larry Walker..... 93
1993	Marquis Grissom..... 95
1994	Larry Walker..... 86
1995	Mike Lansing..... 62
1996	Henry Rodriguez..... 103
1997	Henry Rodriguez..... 83
1998	Vladimir Guerrero..... 109
1999	Vladimir Guerrero..... 131
2000	Vladimir Guerrero..... 123
2001	Vladimir Guerrero..... 108
2002	Vladimir Guerrero..... 111
2003	Orlando Cabrera..... 80
2004	Tony Batista..... 110
2005	Jose Guillen..... 76
2006	Ryan Zimmerman..... 110
2007	Ryan Zimmerman..... 91
2008	Lastings Milledge..... 61
2009	Ryan Zimmerman..... 106
2010	Adam Dunn..... 103
2011	Michael Morse..... 95
2012	Adam LaRoche..... 100
2013	Jayson Werth..... 82
2014	Adam LaRoche..... 92
2015	Bryce Harper..... 99
2016	Daniel Murphy..... 104
2017	Ryan Zimmerman..... 108
2018	Bryce Harper..... 100

STOLEN BASES	
1969	Maury Wills..... 15
1970	Rusty Staub..... 12
1971	Bob Bailey..... 13
1972	Mike Jorgensen..... 12
1973	Mike Jorgensen..... 16
1974	Larry Lintz..... 50
1975	Pepe Mangual..... 33
1976	Pepe Mangual..... 17
1977	Cash, Dawson..... 21
1978	Andre Dawson..... 28
1979	Rodney Scott..... 39
1980	Ron LeFlore..... 97
<b>1981</b>	<b>Marquis Raines..... 71</b>
<b>1982</b>	<b>Tim Raines..... 78</b>
<b>1983</b>	<b>Tim Raines..... 90</b>
<b>1984</b>	<b>Tim Raines..... 75</b>
1985	Tim Raines..... 70
1986	Tim Raines..... 70
1987	Tim Raines..... 50
1988	Otis Nixon..... 46
1989	Tim Raines..... 41
1990	Otis Nixon..... 50
<b>1991</b>	<b>Marquis Grissom..... 76</b>
<b>1992</b>	<b>Marquis Grissom..... 78</b>
1993	Marquis Grissom..... 53
1994	Marquis Grissom..... 36
1995	Mike Lansing..... 27
1996	Mark Grudzielanek..... 33
1997	Mark Grudzielanek..... 25
1998	T.Jones/R.White..... 16
1999	Manny Martinez..... 19
2000	Peter Bergeron..... 11
2001	Vladimir Guerrero..... 37
2002	Vladimir Guerrero..... 40
2003	Orlando Cabrera..... 24
2004	Endy Chavez..... 32
2005	Cristian Guzman..... 9
2006	Alfonso Soriano..... 41
2007	Felipe Lopez..... 24
2008	Lastings Milledge..... 24
2009	Nyjer Morgan..... 24
2010	Nyjer Morgan..... 34
2011	Ian Desmond..... 25
2012	Ian Desmond..... 21
2013	Ian Desmond..... 21
2014	Denard Span..... 31
2015	Michael A. Taylor..... 16
2016	Trea Turner..... 33
2017	Trea Turner..... 46
<b>2018</b>	<b>Trea Turner..... 43</b>



## HISTORY &amp; RECORDS

## FRANCHISE BATTING — SINGLE SEASON

## BATTING AVERAGE

1. Daniel Murphy .....	.347	2016
2. Vladimir Guerrero .....	.345	2000
3. Moises Alou .....	.339	1994
4. Vladimir Guerrero .....	.336	2002
5. <b>Tim Lincecum</b> .....	<b>.334</b>	<b>1986</b>
6. <b>Al Oliver</b> .....	<b>.331</b>	<b>1982</b>
7. Tim Lincecum .....	.330	1987
8. Bryce Harper .....	.330	2015
9. José Vidro .....	.330	2000
10. Vladimir Guerrero .....	.324	1998

## GAMES

T1. Trea Turner .....	162	2018
T1. Ryan Zimmerman .....	162	2007
T1. Orlando Cabrera .....	162	2003
T1. Orlando Cabrera .....	162	2001
T1. Warren Cromartie .....	162	1980
T1. Ken Singleton .....	162	1973
T1. Rusty Staub .....	162	1971
T8. Vladimir Guerrero .....	161	2002
T8. Austin Kearns .....	161	2007
T8. Tim Wallach .....	161	1990

## AT-BATS

1. Trea Turner .....	664	2018
2. Warren Cromartie .....	659	1979
3. Dave Cash .....	658	1978
4. Mark Grudzielanek .....	657	1996
T5. Ryan Zimmerman .....	653	2007
T5. <b>Marquis Grissom</b> .....	<b>653</b>	<b>1992</b>
6. Dave Cash .....	650	1977
7. <b>Mark Grudzielanek</b> .....	<b>649</b>	<b>1997</b>
T8. Alfonso Soriano .....	647	2006
T8. Tim Lincecum .....	647	1982

## RUNS

1. <b>Tim Lincecum</b> .....	<b>133</b>	<b>1983</b>
2. <b>Tim Lincecum</b> .....	<b>123</b>	<b>1987</b>
3. Alfonso Soriano .....	119	2006
4. Bryce Harper .....	118	2015
5. Tim Lincecum .....	115	1985
6. Brad Wilkerson .....	112	2004
8. Anthony Rendon .....	111	2014
8. Ryan Zimmerman .....	110	2009
9. Vladimir Guerrero .....	108	1998
T10. Andre Dawson .....	107	1982
T10. Vladimir Guerrero .....	107	2001

## HITS

1. <b>Vladimir Guerrero</b> .....	<b>206</b>	<b>2002</b>
2. <b>Al Oliver</b> .....	<b>204</b>	<b>1982</b>
3. Vladimir Guerrero .....	202	1998
4. Mark Grudzielanek .....	201	1996
5. José Vidro .....	200	2000
6. Vladimir Guerrero .....	197	2000
7. Tim Lincecum .....	194	1986
8. Vladimir Guerrero .....	193	1999
9. Tim Lincecum .....	192	1984
10. José Vidro .....	190	2002

## DOUBLES

1. Mark Grudzielanek .....	54	1997
2. José Vidro .....	51	2000
T3. <b>Daniel Murphy</b> .....	<b>47</b>	<b>2016</b>
T3. Ryan Zimmerman .....	47	2006
T3. Orlando Cabrera .....	47	2003
T6. Nick Johnson .....	46	2006
T6. Warren Cromartie .....	46	1979
T8. Vladimir Guerrero .....	45	2001
T8. José Vidro .....	45	1999
T8. Mike Lansing .....	45	1997

## TRIPLES

T1. Mitch Webster .....	13	1986
T1. Tim Lincecum .....	13	1985
T1. <b>Rodney Scott</b> .....	<b>13</b>	<b>1980</b>
4. Andre Dawson .....	12	1979
T5. <b>Denard Span</b> .....	<b>11</b>	<b>2013</b>
T5. Vladimir Guerrero .....	11	2000
T5. Ron LeFlore .....	11	1980
T8. Tim Lincecum .....	10	1986
T8. Andre Dawson .....	10	1983
T10. MANY PLAYERS .....	9	—

## HOME RUNS

1. Alfonso Soriano .....	46	2006
2. Vladimir Guerrero .....	44	2000
T3. <b>Bryce Harper</b> .....	<b>42</b>	<b>2015</b>
T3. Vladimir Guerrero .....	42	1999
5. Vladimir Guerrero .....	39	2002
T6. Adam Dunn .....	38	2010
T6. Adam Dunn .....	38	2009
T6. Vladimir Guerrero .....	38	1998
T9. Ryan Zimmerman .....	36	2017
T9. Henry Rodriguez .....	36	1996

## TOTAL BASES

1. Vladimir Guerrero .....	379	2000
2. Vladimir Guerrero .....	367	1998
3. Vladimir Guerrero .....	366	1999
4. <b>Vladimir Guerrero</b> .....	<b>364</b>	<b>2002</b>
5. Alfonso Soriano .....	362	2006
6. Andre Dawson .....	341	1983
7. Vladimir Guerrero .....	339	2001
8. Bryce Harper .....	338	2015
9. Andrés Galarraga .....	329	1988
10. José Vidro .....	327	2000

## RBI

1. Vladimir Guerrero .....	131	1999
T2. Vladimir Guerrero .....	123	2000
T2. Tim Wallach .....	123	1987
4. Andre Dawson .....	113	1983
5. Vladimir Guerrero .....	111	2002
T6. Ryan Zimmerman .....	110	2006
T6. Tony Batista .....	110	2004
T8. Vladimir Guerrero .....	109	1998
T8. <b>Al Oliver</b> .....	<b>109</b>	<b>1982</b>
T10. Ryan Zimmerman .....	108	2017
T10. Vladimir Guerrero .....	108	2001

## WALKS

1. <b>Bryce Harper</b> .....	<b>130</b>	<b>2018</b>
2. Bryce Harper .....	124	2015
3. Ken Singleton .....	123	1973
4. Adam Dunn .....	116	2009
5. Rusty Staub .....	112	1970
T6. Nick Johnson .....	110	2006
T6. Rusty Staub .....	110	1969
8. Bryce Harper .....	108	2016
9. Brad Wilkerson .....	106	2004
10. Bob Bailey .....	100	1974

## STOLEN BASES

1. <b>Ron LeFlore</b> .....	<b>97</b>	<b>1980</b>
2. <b>Tim Lincecum</b> .....	<b>90</b>	<b>1983</b>
3. <b>Marquis Grissom</b> .....	<b>78</b>	<b>1982</b>
4. <b>Tim Lincecum</b> .....	<b>78</b>	<b>1982</b>
5. <b>Marquis Grissom</b> .....	<b>76</b>	<b>1991</b>
6. <b>Tim Lincecum</b> .....	<b>75</b>	<b>1984</b>
7. <b>Tim Lincecum</b> .....	<b>71</b>	<b>1981</b>
8. Tim Lincecum .....	70	1985
9. Tim Lincecum .....	70	1986
10. Rodney Scott .....	63	1980

BOLD - Led National League

**FRANCHISE YEAR-BY-YEAR PITCHING STATISTICS**

YEARS	W	L	ERA	G	CG	SHO	SV	IP	H	R	ER	HR	BB	IBB	SO
1969	52	<b>110</b>	4.33	162	26	8	21	1426.0	1429	791	686	145	702	<b>76</b>	973
1970	73	89	4.50	162	29	10	32	1438.2	1434	807	720	162	<b>716</b>	<b>76</b>	914
1971	71	90	4.11	162	<b>49</b>	8	25	1434.1	1418	729	656	133	658	73	829
1972	70	86	3.59	156	39	11	23	1401.1	1281	609	559	103	579	60	888
1973	79	83	3.71	162	26	6	38	1451.2	1356	702	599	128	681	74	866
1974	79	82	3.60	161	35	8	27	1429.0	1340	657	571	99	544	52	822
1975	75	87	3.72	162	30	12	25	1480.0	1448	690	612	102	665	63	831
1976	55	107	3.99	162	26	10	21	1440.0	1442	734	639	89	659	75	783
1977	75	87	4.01	162	31	11	33	1481.0	1426	736	660	135	579	49	856
1978	76	86	3.42	162	42	13	32	1446.0	1332	611	550	117	572	51	740
1979	<b>95</b>	65	3.14	160	33	<b>18</b>	39	1447.1	1379	581	505	116	450	51	813
1980	90	72	3.48	162	33	15	36	1456.2	1447	629	563	100	460	41	823
1981	60	48	3.30	108	20	12	23	975.0	902	394	357	58	268	21	520
1982	86	76	3.31	162	34	10	43	1461.0	1371	616	538	110	448	49	936
1983	82	80	3.58	<b>163</b>	38	15	34	1471.0	1406	646	585	120	479	50	899
1984	78	83	3.31	161	19	10	48	1431.0	1333	585	526	114	474	54	861
1985	84	77	3.55	161	13	13	53	1457.0	1346	636	574	99	509	70	870
1986	78	83	3.78	161	15	9	50	1466.1	1350	688	616	119	566	61	1051
1987	91	71	3.92	162	16	8	50	1450.1	1428	720	631	145	446	45	1012
1988	81	81	<b>3.08</b>	<b>163</b>	18	12	43	<b>1482.0</b>	1310	592	508	122	476	61	923
1989	81	81	3.48	162	20	13	35	1468.1	1344	630	567	120	519	62	1059
1990	85	77	3.37	162	18	11	50	1473.1	1349	598	551	127	510	76	991
1991	71	90	3.64	161	12	14	39	1440.1	1304	655	583	111	584	42	909
1992	87	75	3.25	162	11	14	49	1468.0	1296	581	530	92	525	41	1014
1993	94	68	3.55	<b>163</b>	8	7	<b>61</b>	1456.2	1369	682	574	119	521	38	934
1994	74	40	3.56	114	4	8	46	1036.2	970	454	410	100	288	28	805
1995	66	78	4.11	144	7	9	42	1283.2	1286	638	586	128	416	26	950
1996	88	74	3.78	162	11	7	43	1441.1	1353	668	605	152	482	33	<b>1206</b>
1997	78	84	4.14	162	27	14	37	1447.0	1365	740	665	149	557	45	1138
1998	65	97	4.38	162	4	5	39	1427.0	1448	783	695	156	533	39	1017
1999	68	94	4.69	162	6	4	44	1434.1	1505	853	748	152	572	39	1043
2000	67	95	<b>5.13</b>	162	4	7	39	1424.2	<b>1575</b>	<b>902</b>	<b>812</b>	181	579	40	1011
2001	68	94	4.68	162	5	11	28	1431.1	1509	812	745	<b>190</b>	525	40	1103
2002	83	79	3.97	162	9	3	39	1453.0	1475	718	641	165	508	<b>80</b>	1088
2003	83	79	4.01	162	15	10	42	1437.2	1467	716	640	181	463	51	1028
2004	67	95	4.33	162	11	11	31	1447.0	1277	769	696	191	582	78	1032
<b>EXPOS</b>	2755	2943	3.82	5702	744	367	1360	51096.0	49070	24352	21703	4630	19095	1910	33538
2005	81	81	3.87	162	4	9	<b>51</b>	<b>1458.0</b>	1456	673	627	140	539	<b>77</b>	997
2006	71	91	5.03	162	1	3	32	1436.1	1535	<b>872</b>	<b>803</b>	193	584	<b>93</b>	960
2007	73	89	4.58	162	0	6	46	1446.2	1502	783	736	187	580	44	931
2008	59	<b>102</b>	4.66	161	2	8	28	1434.0	1496	825	742	190	588	44	1063
2009	59	<b>103</b>	5.00	162	6	3	33	1424.1	<b>1533</b>	<b>874</b>	<b>791</b>	173	<b>629</b>	59	911
2010	69	93	4.13	162	2	5	37	1435.0	1469	742	659	151	512	57	1068
2011	80	81	3.58	161	3	10	49	1449.1	1403	643	577	129	477	43	1049
2012	<b>98</b>	64	<b>3.33</b>	162	3	9	51	<b>1468.1</b>	1296	594	543	129	497	32	1325
2013	86	76	3.59	162	6	13	47	1445.2	1367	626	576	142	405	17	1236
2014	<b>96</b>	66	<b>3.03</b>	162	5	19	45	<b>1470.2</b>	1351	555	495	<b>110</b>	<b>352</b>	26	1288
2015	83	79	3.62	162	4	13	41	1434.2	1366	635	577	145	<b>364</b>	37	1342
2016	95	67	3.51	162	1	12	46	1459.2	1272	612	570	155	468	43	1476
2017	97	65	3.88	162	3	5	46	1446.2	1300	672	623	189	495	39	1457
2018	82	80	4.04	162	2	7	40	1446.2	1320	682	649	198	487	37	1417
<b>FRANCHISE</b>	3884	4080	3.87	7,968	786	489	1952	71,351.2	68,936	34,140	30,675	6,861	26,072	2,559	50,058

**BOLD** - Led National League



## HISTORY &amp; RECORDS

## FRANCHISE PITCHING LEADERS — ALL-TIME

## GAMES PITCHED

1. Tim Burke .....	425
2. Tyler Clippard .....	414
3. Steve Rogers .....	399
4. Mel Rojas .....	388
5. Jeff Reardon .....	359
6. Drew Storen .....	355
7. Luis Ayala .....	320
8. Chad Cordero .....	305
9. Woodie Fryman .....	297
10. Ugueth Urbina .....	296

## GAMES STARTED

1. Steve Rogers .....	393
2. Dennis Martinez .....	233
3. Gio Gonzalez .....	213
4. Stephen Strasburg .....	206
5. Liván Hernández .....	197
6. Bryn Smith .....	193
7. Steve Renko .....	192
6. Javier Vazquez .....	191
9. Jordan Zimmermann .....	178
10. Bill Gullickson .....	170

## ERA (MIN 500.0 IP)

1. Tim Burke .....	2.61
2. Max Scherzer .....	2.71
3. Jeff Reardon .....	2.84
4. Ken Hill .....	3.04
5. Pedro Martínez .....	3.06
6. Dennis Martínez .....	3.06
7. Dan Schatzeder .....	3.09
8. Mel Rojas .....	3.11
9. Stephen Strasburg .....	3.14
10. Steve Rogers .....	3.17

## WINS

1. Steve Rogers .....	158
2. Dennis Martínez .....	100
3. Stephen Strasburg .....	94
4. Gio Gonzalez .....	86
5. Bryn Smith .....	81
6. Bill Gullickson .....	72
T7. Liván Hernández .....	70
T7. Jordan Zimmermann .....	70
T9. Max Scherzer .....	68
T9. Steve Renko .....	68

## INNINGS

1. Steve Rogers .....	2837.2
2. Dennis Martínez .....	1609.0
3. Bryn Smith .....	1400.1
4. Steve Renko .....	1359.1
5. Liván Hernández .....	1317.0
6. Gio Gonzalez .....	1253.1
7. Stephen Strasburg .....	1229.2
8. Javier Vazquez .....	1229.1
9. Bill Gullickson .....	1186.1
10. Jordan Zimmermann .....	1094.0

## STRIKEOUTS

1. Steve Rogers .....	1,621
2. Stephen Strasburg .....	1,444
3. Gio Gonzalez .....	1,215
4. Max Scherzer .....	1,128
5. Javier Vazquez .....	1,076
6. Dennis Martínez .....	973
7. Jordan Zimmermann .....	903
8. Pedro Martínez .....	843
9. Liván Hernández .....	840
10. Bryn Smith .....	838

## LOSSES

1. Steve Rogers .....	152
2. Steve Renko .....	82
T3. Liván Hernández .....	72
T3. Dennis Martínez .....	72
T3. Bill Stoneman .....	72
6. Bryn Smith .....	71
7. Javier Vazquez .....	68
8. Gio Gonzalez .....	65
9. Bill Gullickson .....	61
10. Tony Armas Jr. ....	60

## COMPLETE GAMES

1. Steve Rogers .....	129
2. Bill Stoneman .....	46
3. Dennis Martínez .....	41
4. Steve Renko .....	40
5. Bill Gullickson .....	31
6. Scott Sanderson .....	24
7. Liván Hernández .....	23
T8. Carl Morton .....	22
T8. Charlie Lea .....	22
T8. Mike Torrez .....	22

## WALKS ALLOWED

1. Steve Rogers .....	876
2. Steve Renko .....	624
3. Bill Stoneman .....	535
4. Gio Gonzalez .....	485
5. Dennis Martínez .....	407
6. Liván Hernández .....	402
7. Tony Armas Jr. ....	392
7. Bryn Smith .....	341
9. Javier Vazquez .....	331
10. Stephen Strasburg .....	321

## SAVES

1. Jeff Reardon .....	152
2. Chad Cordero .....	128
3. Ugueth Urbina .....	125
4. Mel Rojas .....	109
5. John Wetteland .....	105
6. Tim Burke .....	101
7. Drew Storen .....	95
T8. Mike Marshall .....	75
T8. Rafael Soriano .....	75
10. Woodie Fryman .....	52

## SHUTOUTS

1. Steve Rogers .....	37
2. Bill Stoneman .....	15
3. Dennis Martínez .....	13
T4. Woodie Fryman .....	8
T4. Charlie Lea .....	8
T4. Pedro Martínez .....	8
T4. Scott Sanderson .....	8
T4. Bryn Smith .....	8
T9. MANY PLAYERS .....	6

## HOME RUNS ALLOWED

1. Javier Vazquez .....	155
2. Steve Rogers .....	151
3. Steve Renko .....	141
4. Liván Hernández .....	135
5. Dennis Martínez .....	126
6. Stephen Strasburg .....	119
7. Bryn Smith .....	108
8. Jordan Zimmermann .....	104
9. Max Scherzer .....	103
10. Tony Armas Jr. ....	102

## FRANCHISE YEAR-BY-YEAR PITCHING LEADERS

WINS		SAVES		ERA		STRIKEOUTS	
1969	Bill Stoneman..... 11	1969	Dan McGinn..... 6	1969	Jerry Robertson..... 3.95	1969	Bill Stoneman..... 185
1970	Carl Morton..... 18	1970	Claude Raymond..... 23	1970	Carl Morton..... 3.60	1970	Bill Stoneman..... 176
1971	Bill Stoneman..... 17	1971	Mike Marshall..... 23	1971	Bill Stoneman..... 3.15	1971	Bill Stoneman..... 251
1972	Mike Torrez..... 16	1972	Mike Marshall..... 18	1972	Bill Stoneman..... 2.98	1972	Bill Stoneman..... 171
1973	Steve Renko..... 15	1973	<b>Mike Marshall..... 31</b>	1973	Mike Marshall..... 2.66	1973	Steve Renko..... 164
1974	Rogers, Torres..... 15	1974	Chuck Taylor..... 11	1974	Dennis Blair..... 3.27	1974	Steve Rogers..... 154
1975	Dale Murray..... 15	1975	Dale Murray..... 9	1975	Dan Warthen..... 3.11	1975	Steve Rogers..... 137
1976	Woodie Fryman..... 13	1976	Dale Murray..... 13	1976	Steve Rogers..... 3.21	1976	Steve Rogers..... 150
1977	Steve Rogers..... 17	1977	Joe Kerrigan..... 11	1977	Steve Rogers..... 3.10	1977	Steve Rogers..... 206
1978	Ross Grimsley..... 20	1978	Mike Garman..... 13	1978	Steve Rogers..... 2.47	1978	Steve Rogers..... 126
1979	Bill Lee..... 16	1979	Elias Sosa..... 18	1979	Dan Schatzeder..... 2.83	1979	Steve Rogers..... 143
1980	Rogers/Sanderson..... 16	1980	Woodie Fryman..... 17	1980	<b>Steve Rogers..... 2.98</b>	1980	Steve Rogers..... 147
1981	Steve Rogers..... 12	1981	Barry Fryman..... 7	1981	Bill Gullickson..... 2.81	1981	Bill Gullickson..... 115
1982	Steve Rogers..... 19	1982	Jeff Reardon..... 26	1982	Steve Rogers..... *2.40	1982	Steve Rogers..... 179
1983	Gullickson/Rogers..... 17	1983	Jeff Reardon..... 21	1983	Charlie Lea..... 3.12	1983	Steve Rogers..... 146
1984	Charlie Lea..... 15	1984	Jeff Reardon..... 23	1984	Charlie Lea..... 2.80	1984	Charlie Lea..... 123
1985	Bryn Smith..... 18	1985	<b>Jeff Reardon..... 41</b>	1985	Bryn Smith..... 2.91	1985	Bryn Smith..... 127
1986	Floyd Youmans..... 13	1986	Jeff Reardon..... 35	1986	Floyd Youmans..... 3.53	1986	Floyd Youmans..... 202
1987	Neal Heaton..... 13	1987	Tim Burke..... 18	1987	Bob Sebra..... 4.42	1987	Bob Sebra..... 156
1988	Dennis Martinez..... 15	1988	Tim Burke..... 18	1988	Pascual Perez..... 2.44	1988	Pascual Perez..... 131
1989	Dennis Martinez..... 16	1989	Tim Burke..... 28	1989	Mark Langston..... 2.39	1989	Mark Langston..... 175
1990	Bill Sampen..... 12	1990	Tim Burke..... 20	1990	Oil Can Boyd..... 2.93	1990	Dennis Martinez..... 156
1991	Dennis Martinez..... 14	1991	Barry Jones..... 13	1991	<b>Dennis Martinez..... 2.39</b>	1991	Dennis Martinez..... 123
1992	Martinez/Hill..... 16	1992	John Wetteland..... 37	1992	Dennis Martinez..... 2.47	1992	Ken Hill..... 150
1993	Dennis Martinez..... 15	1993	John Wetteland..... 43	1993	Ken Hill..... 3.23	1993	Jeff Fassero..... 140
1994	Ken Hill..... 16	1994	John Wetteland..... 25	1994	Jeff Fassero..... 2.99	1994	Pedro Martinez..... 142
1995	Pedro Martinez..... 14	1995	Mel Rojas..... 30	1995	Pedro Martinez..... 3.51	1995	Pedro Martinez..... 174
1996	Jeff Fassero..... 15	1996	Mel Rojas..... 36	1996	Jeff Fassero..... 3.30	1996	Fassero/Martinez..... 222
1997	Pedro Martinez..... 17	1997	Ugueth Urbina..... 27	1997	<b>Pedro Martinez..... 1.90</b>	1997	Pedro Martinez..... 305
1998	Dustin Hermanson..... 14	1998	Ugueth Urbina..... 34	1998	Dustin Hermanson..... 3.13	1998	Dustin Hermanson..... 154
1999	Hermanson/Vazquez..... 9	1999	<b>Ugueth Urbina..... 41</b>	1999	Dustin Hermanson..... 4.20	1999	Dustin Hermanson..... 145
2000	Dustin Hermanson..... 12	2000	Steve Kline..... 14	2000	Javier Vazquez..... 4.05	2000	Javier Vazquez..... 196
2001	Javier Vazquez..... 16	2001	Ugueth Urbina..... 15	2001	Javier Vazquez..... 3.42	2001	Javier Vazquez..... 208
2002	Tomo Ohka..... 13	2002	Scott Stewart..... 17	2002	Tomo Ohka..... 3.18	2002	Javier Vazquez..... 179
2003	Livan Hernandez..... 15	2003	Rocky Biddle..... 34	2003	Livan Hernandez..... 3.20	2003	Javier Vazquez..... 241
2004	Livan Hernandez..... 11	2004	Chad Cordero..... 14	2004	Livan Hernandez..... 3.60	2004	Livan Hernandez..... 186
2005	Livan Hernandez..... 15	2005	<b>Chad Cordero..... 47</b>	2005	John Patterson..... 3.13	2005	John Patterson..... 185
2006	Ramon Ortiz..... 11	2006	Chad Cordero..... 29	2006	Ramon Ortiz..... 5.57	2006	Livan Hernandez..... 104
2007	Jon Rauch..... 8	2007	Chad Cordero..... 37	2007	Matt Chico..... 4.63	2007	Matt Chico..... 94
2008	Tim Redding..... 10	2008	Jon Rauch..... 17	2008	John Lannan..... 3.91	2008	Tim Redding..... 120
2009	John Lannan..... 9	2009	Mike MacDougal..... 20	2009	John Lannan..... 3.88	2009	Jordan Zimmermann..... 92
2010	Tyler Clippard..... 11	2010	Matt Capps..... 26	2010	Livan Hernandez..... 3.66	2010	Livan Hernandez..... 114
2011	John Lannan..... 10	2011	Drew Storen..... 43	2011	Jordan Zimmermann..... 3.18	2011	Jordan Zimmermann..... 124
2012	<b>Gio Gonzalez..... 21</b>	2012	Tyler Clippard..... 32	2012	Gio Gonzalez..... 2.89	2012	Gio Gonzalez..... 207
2013	Jordan Zimmermann..... 19	2013	Rafael Soriano..... 43	2013	Stephen Strasburg..... 3.00	2013	Gio Gonzalez..... 192
2014	Doug Fister..... 16	2014	Rafael Soriano..... 32	2014	Doug Fister..... 2.41	2014	Stephen Strasburg..... 242
2015	Max Scherzer..... 14	2015	Drew Storen..... 29	2015	Max Scherzer..... 2.79	2015	Max Scherzer..... 276
2016	<b>Max Scherzer..... 20</b>	2016	Jonathan Papelbon..... 19	2016	Tanner Roark..... 2.83	2016	<b>Max Scherzer..... 284</b>
2017	Max Scherzer..... 16	2017	Sean Doolittle..... 21	2017	Max Scherzer..... 2.51	2017	<b>Max Scherzer..... 268</b>
2018	<b>Max Scherzer..... 18</b>	2018	Sean Doolittle..... 25	2018	Max Scherzer..... 2.53	2018	<b>Max Scherzer..... 300</b>

BOLD - Led National League



## HISTORY &amp; RECORDS

## FRANCHISE PITCHING LEADERS — SINGLE SEASON

## GAMES

1.	Mike Marshall	92	1973
2.	Jon Rauch	88	2007
T3.	Jon Rauch	85	2006
T3.	Saul Rivera	85	2007
5.	Graeme Lloyd	84	2001
6.	Steve Kline	83	2000
7.	Steve Kline	82	1999
T8.	Luis Ayala	81	2004
T8.	Dale Murray	81	1976
T10.	Gary Majewski	79	2005
T10.	Anthony Telford	79	1999

## WINS

1.	Gio Gonzalez	21	2012
T2.	Max Scherzer	20	2016
T2.	Ross Grimsley	20	1978
T4.	Jordan Zimmermann	19	2013
T4.	Steve Rogers	19	1982
T6.	Max Scherzer	18	2018
T6.	Carl Morton	18	1970
T6.	Bryn Smith	18	1985
T9.	Pedro Martinez	17	1997
T9.	Bill Stoneman	17	1971
T9.	Steve Rogers	17	1977
T9.	Steve Rogers	17	1983
T9.	Bill Gullickson	17	1983

## LOSSES

1.	Steve Rogers	22	1974
2.	Bill Stoneman	19	1969
3.	Carl Morton	18	1971
4.	Steve Rogers	17	1976
T5.	Ramon Ortiz	16	2006
T5.	Steve Rogers	16	1977
T5.	Bill Stoneman	16	1971
T5.	Steve Renko	16	1974
T5.	Balor Moore	16	1973
T5.	Jerry Robertson	16	1969

## SAVES

1.	Chad Cordero	47	2005
T2.	Rafael Soriano	43	2013
T2.	Drew Storen	43	2011
T2.	John Wetteland	43	1993
T5.	Jeff Reardon	41	1985
T5.	Ugueth Urbina	41	1999
T7.	Chad Cordero	37	2007
T7.	John Wetteland	37	1992
9.	Mel Rojas	36	1996
10.	Jeff Reardon	35	1986

## GAMES STARTED

1.	Steve Rogers	40	1977
2.	Bill Stoneman	39	1971
3.	Steve Rogers	38	1974
T4.	Carl Morton	37	1970
T4.	Steve Rogers	37	1980
T4.	Steve Renko	37	1971
T4.	Steve Rogers	37	1979
T8.	Steve Rogers	36	1983
T8.	Ross Grimsley	36	1978
T8.	Bill Stoneman	36	1969

## INNINGS

1.	Steve Rogers	301.2	1977
2.	Bill Stoneman	294.2	1971
3.	Carl Morton	284.2	1970
4.	Steve Rogers	281.0	1980
5.	Steve Rogers	277.0	1982
6.	Steve Renko	275.2	1971
7.	Steve Rogers	273.0	1983
8.	Ross Grimsley	263.0	1978
9.	Livan Hernandez	255.0	2004
10.	Steve Rogers	253.2	1974

## INNINGS (RELIEVERS ONLY)

1.	Mike Marshall	179.0	1973
2.	Dan McGinn	132.1	1969
T3.	Andy McGaffigan	120.1	1987
T3.	Tim Burke	120.1	1985
5.	Mike Marshall	116.0	1972
6.	Dale Murray	113.1	1976
T7.	Dale Murray	111.1	1975
T7.	Mike Marshall	111.1	1971
9.	Jeff Reardon	109.0	1982
10.	Chuck Taylor	107.2	1974

## COMPLETE GAMES

1.	Bill Stoneman	20	1971
2.	Ross Grimsley	19	1978
3.	Steve Rogers	17	1977
T4.	Steve Rogers	14	1980
T4.	Steve Rogers	14	1982
T6.	Steve Rogers	13	1979
T6.	Steve Rogers	13	1983
T6.	Bill Stoneman	13	1972
T6.	Mike Torrez	13	1972
T6.	Pedro Martinez	13	1997

## SHUTOUTS

T1.	Steve Rogers	5	1979
T1.	Steve Rogers	5	1983
T1.	Dennis Martinez	5	1991
T1.	Bill Stoneman	5	1969
T1.	Carlos Perez	5	1997
T6.	MANY PITCHERS	4	—

## ERA

1.	Pedro Martinez	1.90	1997
2.	Dennis Martinez	2.39	1991
3.	Mark Langston	2.39	1989
4.	Steve Rogers	2.40	1982
5.	Doug Fister	2.41	2014
6.	Pascual Perez	2.44	1988
7.	Dennis Martinez	2.47	1992
8.	Steve Rogers	2.47	1978
9.	Max Scherzer	2.51	2017
10.	Stephen Strasburg	2.52	2017

## STRIKEOUTS

1.	Pedro Martinez	305	1997
2.	Max Scherzer	300	2018
3.	Max Scherzer	284	2016
4.	Max Scherzer	276	2015
5.	Max Scherzer	268	2017
6.	Bill Stoneman	251	1971
7.	Stephen Strasburg	242	2014
8.	Javier Vazquez	241	2003
T9.	Pedro Martinez	222	1996
T9.	Jeff Fassero	222	1996

## HOME RUNS ALLOWED

T1.	Max Scherzer	31	2016
T1.	Ramon Ortiz	31	2006
T1.	Javier Vazquez	31	1998
T4.	Dan Haren	28	2013
T4.	Javier Vazquez	28	2003
T4.	Javier Vazquez	28	2002
T7.	MANY PITCHERS	27	—

BOLD - Led National League

**MONTREAL EXPOS ALL-TIME ROSTER (1969-2004)**

Note: 620 players appeared in at least one game with the Montreal Expos in 36 seasons from 1969-2004.

**A (17)**

ALCALA, Santo.....1977  
ALDRED, Scott.....1993  
ALDRETE, Mike.....1989-90  
ALLEN, Bernie.....1973  
ALMON, Bill.....1980  
ALMONTE, Hector.....2003  
ALOU, Felipe.....1973  
ALOU, Moises.....1990-96  
ALVAREZ, Yavo.....1995-96  
ANDERSON, Scott.....1990  
ANDREWS, Shane.....1995-99  
AQUINO, Luis.....1995  
ARMAS JR., Tony.....1999-04  
AUCOIN, Derek.....1996  
ATKINSON, Bill.....1976-79  
AYALA, Bobby.....1999  
AYALA, Luis.....2003-04

**B (54)**

BAHNSEN, Stan.....1977-81  
BAILEY, Bob.....1969-75  
BARBERIE, Bret.....1991-92  
BARGAR, Greg.....1983-84  
BARNES, Brian.....1990-93  
BARNES, Skeeter.....1981  
BARRETT, Michael.....1998-03  
BARRETT, Tim.....1988  
BARRON, Tony.....1996  
BAS, Randy.....1974  
BATEMAN, John.....1969-72  
BATISTA, Miguel.....1998-00  
BATISTA, Tony.....2004  
BELL, Juan.....1994  
BELTRAN, Francis.....2004  
BELTRAN, Rigo.....2004  
BENAVIDES, Freddie.....1994  
BENITEZ, Yamil.....1995-96  
BENNETT, Shayne.....1997-99  
BENTZ, Chad.....2004  
BERGERON, Peter.....1999-02, 2004  
BERNAZARD, Tony.....1979-80  
BERRY, Sean.....1992-95  
BIDDLE, Rocky.....2003-04  
BITTNER, Larry.....1974-76  
BILARDELLO, Dann.....1986  
BLACKWELL, Tim.....1977, 1982-83  
BLAIR, Dennis.....1974-76  
BLANK, Matt.....2000-01  
BLUM, Geoff.....1999-01  
BOCCABELLA, John.....1968-73  
BOLICK, Frank.....1993  
BOSCH, Don.....1969  
BOSKIE, Shawn.....1998  
BOTTENFIELD, Kent.....1992-93  
BOUCHER, Denis.....1993-94  
BOYD, Oil Can.....1990-91  
BRADLEY, Milton.....2000-01  
BRAND, Ron.....1969-71  
BREEDEN, Hal.....1972-75  
BREINING, Fred.....1984  
BRIGGS, Dan.....1981  
BRITTON, Jim.....1971  
BROOKS, Hubie.....1985-89  
BROWER, Jim.....2002  
BROWN, Curt.....1986-87  
BROWN, Curtis.....1973  
BROWN, Jackie.....1977  
BULLINGER, Jim.....1997  
BULLINGER, Kirk.....1998  
BULLOCK, Eric.....1990-92  
BURKE, Tim.....1985-91  
BURRIS, Ray.....1981-83  
BUTERA, Sal.....1984-85

**C (38)**

CABRERA, Orlando.....1998-04  
CALDERON, Ivan.....1991-92  
CALLOWAY, Ron.....2003-04  
CAMPBELL, Bill.....1987  
CANDELE, Casey.....1986-88  
CANDOLARIA, John.....1989  
CARRITHERS, Don.....1974-76  
CARROLL, Jamey.....2002-04  
CARTER, Gary.....1974-84, 1992  
CASH, Dave.....1977-79  
CASKEY, Craig.....1973  
CEPICKY, Matt.....2002-04  
CERONE, Rick.....1992  
CHAVEZ, Endy.....2002-04

CHAVEZ, Raul.....1996-97  
CHURCH, Ryan.....2004  
CHEN, Bruce.....2002  
CIANROCCO, Archi.....1992-93  
CLENEDON, Donn.....1969  
CLINE, Ty.....1969-70  
COGGINS, Rich.....1975  
COLBERT, Nate.....1975-76  
COLBRUNN, Greg.....1992-93  
COLLINS, Kevin.....1969  
COLLIER, Lou.....2002  
COLON, Bartolo.....2002  
COQUILLETTE, Trace.....1999-00  
CORCORAN, Roy.....2003-04  
CORDERO, Chad.....2003-04  
CORDERO, Will.....1992-95, 2002-03  
CORMIER, Rhéal.....1996-97  
CORNELIUS, Reid.....1995  
COSTELLO, John.....1990  
COX, Darron.....1999  
COX, Jim.....1973-76  
CROMARTIE, Warren.....1974, 1976-83  
CROWLEY, Terry.....1983  
CUBILLAN, Darwin.....2001

**D (28)**

DAAL, Omar.....1996-97  
D'ACQUISTO, John.....1980  
DARENSBOURG, Vic.....2003  
DARLING, Ron.....1991  
DAUGHERTY, Jack.....1987  
DAVIS, Willie.....1974  
DAWSON, Andre.....1976-86  
DAY, Boots.....1970-74  
DAY, Zach.....2002-04  
DeHART, Rick.....1997-99  
De La ROSA, Tomas.....2000-01  
DeLEON, Jose.....1995  
DeMOLA, Don.....1974-75  
DeSHIELDS, Delino.....1990-93  
DIAZ, Einar.....2004  
DILLMAN, Bill.....1970  
DUNNING, Miguel.....1984-85  
DIXON, Tom.....1994  
DOPSON, John.....1985, 1988  
DOWNS, Scott.....2000, 2003-04  
DREW, Tim.....2002-03  
DRIESSEN, Dan.....1984-85  
DUCEY, Rob.....2001  
DUES, Hal.....1977-78, 1980  
DUNNIN, Steve.....1976  
Dwyer, Jim.....1975-76, 1989  
DYER, Duffy.....1979  
DYER, Mike.....1996

**E (6)**

EISCHEN, Joey.....1994, 2001-04  
ENGLE, Dave.....1987-88  
ENGLE, Rick.....1981  
ENYART, Terry.....1974  
EVERETT, Carl.....2004  
EVERSGOOD, Bryan.....1995

**F (31)**

FACE, Elroy.....1969  
FAIREY, Jim.....1969-72  
FAIRLY, Ron.....1969-74  
FALTEISEK, Steve.....1997  
FARMER, Howard.....1990  
FASSERO, Jeff.....1991-96  
FERNANDEZ, Jose.....1999  
FERRARI, Anthony.....2003  
FIMAK, Jeremy.....2004  
FISCHER, Jeff.....1987  
FITZGERALD, Mike.....1985-91  
FLETCHER, Darrin.....1992-97  
FLOYD, Cliff.....1993-96, 2002  
FLYNN, Doug.....1982-85  
FOLEY, Tom.....1986-92, 1995  
FOLI, Tim.....1972-77  
FOUVILLE, Chad.....1995  
FOOTE, Barry.....1973-77  
FORSTER, Scott.....2000  
FOX, Andy.....2004  
FRANCOIA, Terry.....1981-85  
FRASER, Willie.....1995  
FRAZIER, Lou.....1993-95  
FREED, Roger.....1976  
FREY, Steve.....1989-91  
FRIAS, Pepe.....1973-78  
FROBEL, Doug.....1985  
FRY, Jerry.....1978  
FRYMAN, Woodie.....1975-76, 1978-83  
FUENTES, Mike.....1983-84

FULLMER, Brad.....1997-99

**G (29)**

GALARRAGA, Andrés.....1985-91, 2002  
GARCIA, Damaso.....1989  
GARDINER, Mike.....1993  
GARDNER, Jeff.....1994  
GARMAN, Mark.....1989-92  
GARMAN, Mike.....1978  
GARRETT, Wayne.....1976-78  
GATES, Mike.....1981-82  
GEBHARD, Bob.....1974  
GIDEON, Brett.....1989-90  
GILBERT, Joe.....1972-73  
GLYNN, Ed.....1985  
GOFF, Jerry.....1990, 1992  
GROSS, Kevin.....1989-90  
GONZALES, Rene.....1984, 1986  
GONZALEZ, Alex.....2004  
GORMAN, Tom.....1981-82  
GOSGER, Jim.....1970-71  
GRANGER, Wayne.....1976  
GRANT, Mudcat.....1969  
GRAPENTHIN, Dick.....1983-85  
GRIMSLEY, Ross.....1978-80  
GRUSSOM, Marquis.....1989-94  
GROSS, Kevin.....1989-90  
GRUZIPLANEK, Mark.....1995-98  
GUERRERO, Vladimir.....1996-03  
GUERRERO, Wilton.....1998-00, 2002  
GULDEN, Brad.....1982  
GULLICKSON, Bill.....1979-85  
GUZMAN, Edwards.....2003

**H (41)**

HACKER, Rich.....1971  
HAHN, Don.....1969-70  
HALL, Drew.....1990  
HANEY, Chris.....1991-92  
HANEY, Todd.....1992  
HANNAS, Gerald.....1976-77  
HARRIS, Brendon.....2004  
HARRIS, Gene.....1989  
HARRIS, Greg A.....1984, 1995  
HASSEY, Ron.....1991  
HAYNES, Heath.....1994  
HEATON, Neal.....1987-88  
HEBSON, Bryan.....2003  
HENDEKSON, Rodney.....1994  
HENLEY, Bob.....1998  
HENRY, Butch.....1993-95  
HEREDIA, Gil.....1992-95  
HEREDIA, Ubaldo.....1987  
HERGES, Matt.....2002  
HERMANSON, Dustin.....1997-00  
HERMOSO, Angel.....1969-70  
HERNADEZ, Livan.....2003-04  
HERRERA, Jose.....1969-70  
HERRMANN, Ed.....1978  
HESKETH, Joe.....1984-89  
HIATT, Jack.....1970  
HILL, Shawn.....2004  
HILL, Ken.....1992-94  
HOLBERT, Ray.....1998  
HOLDSWORTH, Fred.....1977-78  
HOLMAN, Brian.....1988-89  
HORGAN, Joe.....2004  
HOSTETLER, Dave.....1981  
HUBBARD, Mike.....1998  
HUDLER, Rex.....1988-90  
HUMPHREY, Terry.....1971-74  
HUNT, Randy.....1986  
HUNT, Ron.....1971-74  
HURST, Jonathan.....1992  
HUSON, Jeff.....1988-89  
HUTTON, Tommy.....1978-81

**I (2)**

IRABU, Hideki.....2000-01  
ITZURIS, Maicer.....2004

**J (21)**

JACKSON, Grant.....1981  
JAMES, Bob.....1978-79, 1982-84  
JARVIS, Pat.....1973  
JASTER, Larry.....1989  
JESTADT, Gary.....1969  
JOHNSON, Anthony.....1981  
JOHNSON, Ken.....1970  
JOHNSON, L. Doby.....1975-76  
JOHNSON, Mike.....1997-01  
JOHNSON, Nick.....2004  
JOHNSON, Randy.....1988-89  
JOHNSON, Ron.....1984  
JOHNSON, Roy.....1982, 1984-85

JOHNSON, Wallace.....1981-84, 1986-90  
JONES, Barry.....1991  
JONES, Jimmy.....1993  
JONES, Mack.....1969-71  
JONES, Terry.....1998-01  
JONES, Tracy.....1988  
JORGENSEN, Mike.....1972-77  
JUDEN, Jeff.....1996-97

**K (11)**

KEENER, Joe.....1976  
KELLY, Roberto.....1995  
KERRIGAN, Joe.....1976-77  
KIM, Sun-woo.....2002-04  
KIRBY, Clay.....1976  
KLINE, Steve.....1997-00  
KNORR, Randy.....2001  
KNOTT, Eric.....2003  
KNOWLES, Darold.....1978  
KRENCHICA, Wayne.....1986  
KRUEGER, Bill.....1992

**L (34)**

LABANDEIRA, Josh.....2004  
LABOY, Coco.....1969-73  
LAKER, Tim.....1992-93, 1995  
LANDRUM, Bill.....1992  
LANDRETH, Larry.....1976-77  
LANG, Chip.....1975-76  
LANGSTON, Mark.....1989  
LANGING, Mike.....1993-97  
LARA, Yovanany.....2000  
LASKEY, Bill.....1985  
LAW, Vance.....1985-87  
LAWLESS, Tom.....1984  
LEE, Charlie.....1980-84, 1987  
LEE, Bill.....1979-82  
LEFLORE, Ron.....1980  
LEIFER, Dave.....1995-96  
LEITER, Mark.....1996  
LEMMASTER, Dennis.....1972  
LEROH, Randy.....1982-83  
LIEFER, Jeff.....2003  
LILLY, Ted.....1999  
LINTZ, Larry.....1973-75  
LIRA, Felipe.....2000-01  
LITTLE, Bryan.....1982-84  
LIVINGSTONE, Scott.....1998  
LYOYD, Graeme.....2002  
LONG, Bill.....1991  
LOPEZ, Luis.....2004  
LOONEY, Brian.....1993-94  
LUCAS, Gary.....1984-85  
LUGO, Urbano.....1989  
LUKACHYK, Rob.....1996  
LYONS, Steve.....1992  
LYTTLE, Jim.....1973-76

**M (65)**

MACHA, Ken.....1979-80  
MACHADO, Roberto.....1999  
MACIAS, Jose.....2002-03  
MACKAMIN, Pete.....1975-77  
MADDUX, Mike.....1998-99  
MAHLER, Mickey.....1985  
MAHLER, Rick.....1991  
MAJEWSKI, Gary.....2004  
MALLOY, Bob.....1990  
MANGUAL, Pepe.....1972-76  
MANON, Julio.....2003  
MANRIQUE, Fred.....1985  
MANUEL, Barry.....1996  
MANUEL, Jerry.....1980-81  
MARENTEITE, Leo.....1969  
MAREKRO, Oreste.....1993  
MARSHALL, Mike.....1970-73  
MARTINEZ, Dave.....1988-91  
MARTINEZ, Dennis.....1986-93  
MARTINEZ, Manny.....1999  
MARTINEZ, Pedro.....1994-97  
MARTINEZ, Sandy.....2001  
MASHORE, Clyde.....1970-73  
MASON, Jim.....1979  
MATEO, Henry.....2001-04  
MATYS, Troy.....2001  
MAX, Derrick.....1998  
MAX, Rudy.....1978-79  
MAYSEF, Matt.....1992  
McANALLY, Ernie.....1971-74  
McCARLUR, Tim.....1972  
McCLURE, Bob.....1986-88  
McDONALD, Dave.....1971  
McENANEY, Will.....1977  
McCAFFIGAN, Andy.....1984, 1986-89



## HISTORY &amp; RECORDS

McGINN, Dan.....	1969-71
McGUIRE, Ryan.....	1997-99
McINTOSH, Tim.....	1993
McKELAY, Dave.....	1975
MEJIAS, Sam.....	1977-78
MERCADO, Orlando.....	1990
MERCED, Orlando.....	1999
MERCEDES, José.....	2003
MEULENS, Hensley.....	1997
MILLER, Randy.....	1978
MILLIGAN, Randy.....	1994
MILLS, Brad.....	1980-83
MILNER, John.....	1981-82
MINOR, Ryan.....	2001
MOHORCIC, Dale.....	1990
MONTAGUE, John.....	1973-75
MONTANEZ, Willie.....	1980-81
MONTYO, Charlie.....	1993
MOORE, Balor.....	1970, 1972-74
MOORE, Bill.....	1986
MOORE, Trey.....	1998, 2000
MORAGA, David.....	2000
MORALES, Jose.....	1973-77
MORDECAI, Mike.....	1998-02
MORTON, Carl.....	1969-72
MOTA, Guillermo.....	1999-01
MOTA, Manny.....	1969
MOUTON, James.....	1999
MUNOZ, Bobby.....	2001
MURRAY, Dale.....	1974-76, 1979-80

## N (15)

NABHOLZ, Chris.....	1990-93
NATAL, Bob.....	1992
NETTLES, Graig.....	1988
NEWMAN, Al.....	1985-86
NICHOLS, Reid.....	1987
NICHOLS, Steve.....	1985
NIETO, Tom.....	1986
NIXON, Otis.....	1988-90
NBOBA, Junior.....	1989-91
NORMAN, Dan.....	1982
NORMAN, Fred.....	1980
NORMAN, Nelson.....	1987
NORTHROP, Jim.....	1974
NUMAIR, Talmadge.....	2000
NYE, Rich.....	1970

## O (13)

OBANDO, Sherman.....	1996-97
O'BERRY, Mike.....	1985
O'BRIEN, Charlie.....	2000
O'CONNOR, Jack.....	1985
O'DONOGHUE, John.....	1970-71
OFFICE, Rowland.....	1980-82
OHKA, Tomo.....	2001-04
O'LEARY, Troy.....	2003
OLIVER, Al.....	1982-83
O'MALLEY, Tom.....	1988
ORSULAK, Joe.....	1997
OWCHINKO, Bob.....	1986
OWEN, Spike.....	1989-92

## P (26)

PACHECO, Alex.....	1996
PALMER, David.....	1978-80, 1982, 1984-85
PANIAGUA, José.....	1996-97
PAPI, Stan.....	1977-78
PARADES, Johnny.....	1988, '90
PARETTI, Jeff.....	1986-88
PARRISH, Larry.....	1974-81
PASCUCCI, Valentino.....	2004
PATE, Bob.....	1980-81
PATTERSON, John.....	2004
PAVANO, Carl.....	1998-02
PEREZ, Carlos.....	1995, 1997-98
PEREZ, Pascual.....	1987-89
PEREZ, Robert.....	1998
PEREZ, Tony.....	1977-79
PETERS, Chris.....	2001
PEVEY, Marty.....	1989
PHILLIPS, Ken.....	1982
PHILLIPS, Adolfo.....	1969-70
PIATT, Doug.....	1991
PHILLIPS, Mike.....	1981-83
PIRTLE, Gerry.....	1978
POOLE, Jim.....	2000
POWELL, Alonzo.....	1987
POWELL, Jeremy.....	1998-00
PRIDE, Curtis.....	1993, 1995, 2001

## Q (1)

QUALLS, Jim.....	1970
------------------	------

## R (38)

RADATZ, Dick.....	1969
RAINES, Tim.....	1979-90, 2001
RAMOS, Bobby.....	1978, 1980-81, 1983-84

RAMSEY, Mike.....	1984
RAUCH, Steve.....	1980-81
RAUCH, Jon.....	2004
RAYMOND, Claude.....	1969-71
READY, Randy.....	1993
REAMES, Britt.....	2001-03
REARDON, Jeff.....	1981-86
REECE, Bob.....	1978
REED, Darren.....	1992
REED, Jeff.....	1987-88
REED, Howie.....	1969-71
RENNO, Steve.....	1969-76
REYES, Gilberto.....	1989, 1991
REYNOLDS, Bob.....	1969
RIESGO, Nikco.....	1991
RIGBY, Brad.....	2000
RILEY, George.....	1986
RISLEY, Bill.....	1992-93
RIVERA, Bombo.....	1975-76
RIVERA, Juan.....	2004
RIVERA, Luis.....	1986-88
ROBERGE, Bert.....	1985-86
ROBERTSON, Jerry.....	1969
RODRIGUEZ, Henry.....	1995-97, 2002
ROENICKE, Gary.....	1976
ROGERS, Steve.....	1973-85
ROJAS, Mel.....	1990-96, 99
ROMANO, Tom.....	1987
ROOF, Gene.....	1983
ROOMES, Rolando.....	1990
ROONEY, Pat.....	1981
ROOUE, Jorge.....	1973
ROSE, Pete.....	1984
RUETER, Kirk.....	1993-96
RUSKIN, Scott.....	1990-91

## S (70)

ST CLAIRE, Randy.....	1984-88
SALAZAR, Argenis.....	1983-84
SAMPEN, Bill.....	1990-92
SANDERSON, Scott.....	1978-83
SANTANA, Julio.....	2000
SANTANGELO, F.P.....	1995-98
SANTOVENIA, Nelson.....	1987-91
SAUVEUR, Rich.....	1988
SCANLAN, Bob.....	2001
SCANLON, Pat.....	1974-76
SCHAEZDER, Dan.....	1977-79, 82-86
SCHERMAN, Fred.....	1975-76
SCHMIDT, Dave.....	1990-91
SCHMIDT, Curt.....	1995
SCHNEIDER, Brian.....	2000-04
SCHU, Rick.....	1996
SCOTT, Mickey.....	1973
SCOTT, Rodney.....	1976, 1979-82
SCOTT, Tim.....	1983-96
SCOTT, Tony.....	1973-75, 1984
SEBRA, Bob.....	1986-87
SEGUI, David.....	1995-97
SEGUIGNOL, Fernando.....	1998-01
SEMBERA, Carroll.....	1969-70
SERVICE, Scott.....	1992
SHAW, Don.....	1969
SHAW, Jeff.....	1969-95
SHEA, Steve.....	1983-85
SHINES, Ray.....	1983-85, 1987
SIDDALL, Joe.....	1993, 1995
SILVESTRI, Dave.....	1995-96
SIMONS, Doug.....	1992
SINGLETON, Ken.....	1972-74
SMART, Matt.....	2000
SLEDGE, Terrell.....	2004
SMART, J.D.....	1999
SMITH, Bryn.....	1981-89
SMITH, Chris.....	1981-82
SMITH, Dan.....	1999, 2002-03
SMITH, Mark.....	2001
SMITH, Mike.....	1988
SMITH, Lee.....	1997
SMITH, Zane.....	1989-90
SOLATA, Tony.....	1979
SORENSEN, Lary.....	1987
SOSA, Elias.....	1979-81
SPARMA, Joe.....	1970
SPEHR, Tim.....	1993-96
SPEIER, Chris.....	1977-84
SPENCER, Sean.....	2000
STAELHE, Marv.....	1969-70
STANHOUSE, Dan.....	1975-77
STANKIEWICZ, Andy.....	1986-97
STAIRS, Matt.....	1992-93
STAUB, Rusty.....	1969-71, 1979
STEFFERO, John.....	1987
STENHOUSE, Mike.....	1982-84
STEVENS, Lee.....	2000-02
STEWART, Scott.....	2001-03
STINSON, Bob.....	1973-74
STONEMAN, Bill.....	1969-73

STOVALL, DaRond.....	1998
STOWERS, Chris.....	1999
STRANGE, Doug.....	1997
STRICKLAND, Scott.....	1999-2002
STROMMAYER, John.....	1970-73
STULL, Everett.....	1997
SUTHERLAND, Gary.....	1969-71
SWANSON, Stan.....	1971
SWOBDOLA, Ron.....	1971

## T (26)

TAMARCO, John.....	1979-80
TARASCO, Tony.....	1995
TATIS, Fernando.....	2001-03
TAVERAS, Frank.....	1982
TAYLOR, Chuck.....	1973-76
TEJADA, Wilfredo.....	1986, 1988
TELFORD, Anthony.....	1997-01
TERPKO, Jeff.....	1977
THOBE, J.J.....	1995
THOMAS, Derrel.....	1984
THOMPSON, Jason.....	1986
THOMPSON, Rich.....	1989-90
THOMPSON, Scot.....	1985
THORNTON, Andre.....	1976
THURMAN, Mike.....	1997-01
TIBBS, Jay.....	1986-87
TOMLIN, Dave.....	1982, 1986
TORRES, Hector.....	1972
TORRES, Salomon.....	1997
TORREZ, Mike.....	1971-74
TRACY, Andy.....	2000-01
TREADWAY, Jeff.....	1995
TRILLO, Manny.....	1983
TRUBY, Chris.....	2002
TUCKER, T.J.....	2000, 2002-04
TWITCHELL, Wayne.....	1977-78

## U (2)

UNSER, Del.....	1976-78
URBINA, Ughetto.....	1995-01

## V (13)

VAIL, Mike.....	1983
VALDES, Marc.....	1997-98
VALDEZ, Sergio.....	1986, 1992-93
VALERA, Johnny.....	2000
VALENTE, Ellis.....	1975-81
VANDER WAL, John.....	1991-93
VARGAS, Claudio.....	2003-04
VAZQUEZ, Javier.....	1998-2003
VENABLE, Max.....	1984
VERES, Dave.....	1996-97
VIDRO, Jose.....	1997-2004
VITIELLO, Joe.....	2003
VOSSBERG, Ed.....	2002

## W (32)

WAINHOUSE, David.....	1991
WALKER, Larry.....	1989-94
WALKER, Tom.....	1972-74, 1977
WALLACH, Tim.....	1980-92
WALTON, Bruce.....	1993
WARTHEN, Dan.....	1975-77
WASHINGTON, U.L.....	1985
WASLEWSKI, Gary.....	1969-70
WEBSTER, Lenny.....	1994, 1996, 2000
WEBSTER, Mitch.....	1985-88
WEGENER, Mike.....	1969-70
WELSH, Chris.....	1983
WETTELAND, John.....	1992-94
WHITE, Derrick.....	1993
WHITE, Gabe.....	1994-95
WHITE, Jerry.....	1974-83
WHITE, Rondell.....	1993-00
WHITFIELD, Fred.....	1970
WICKER, Floyd.....	1969
WIDGER, Chris.....	1997-00
WIEGHAUS, Tom.....	1981, 1983
WILKERSON, Brady.....	2001-04
WILLARD, Jerry.....	1992
WILLIAMS, Earl.....	1976
WILLIAMS, Kenny.....	1991
WILLS, Maury.....	1969
WINE, Bobby.....	1969-72
WINNINGHAM, Herman.....	1985-88
WOHLFORD, Jim.....	1983-86
WOOD, Ted.....	1993
WOODS, Ron.....	1971-74
WRIGHT, George.....	1986

## Y (6)

YOSHII, Masato.....	2001-02
YOST, Ned.....	1985
YOUNG, Floyd.....	1985-88
YOUNG, Pete.....	1992-93
YOUNG, Tim.....	1998
YOUNGBLOOD, Joel.....	1982

ZEILE, Todd.....	Z (1)	2003
------------------	-------	------

## MANAGERS (11)

ALOU, Felipe.....	1992-01
FANNING, Jim.....	1981-82, 1984
FOX, Charlie.....	1976
KUEHL, Karl.....	1976
MAUCH, Gene.....	1969-75
ROBINSON, Frank.....	2002-04
RODGERS, Buck.....	1985-91
RUNNELLS, Tom.....	1991-92
TORBORNG, Jeff.....	2001
VIROD, Bill.....	1983-84
WILLIAMS, Dick.....	1977-81

## COACHES (64)

ACTA, Manny.....	2002-04
ALOU, Felipe.....	1979-80, 1984, 1992
ADAR, Bill.....	1976
ARNSBERG, Brad.....	2000-01
ARSENault, Pierre.....	1992-01
BEARNARTH, Larry.....	1976, 1985-91
BOROS, Steve.....	1981-82
BRAGAN, Jimmy.....	1970-72
BREWER, Jim.....	1977-79
BRISTOL, Dave.....	1973-75
CARRION, Leonel.....	1987-88
CISCO, Galen.....	1980-84
COX, Jeff.....	2000-01
CUELLAR, Bobby.....	1997-00
DEMARIS, Billy.....	1982-84
DOBY, Larry.....	1971-73, 1976
GARDNER, Billy.....	1977-78
GEBHARD, Bob.....	1982
GILYNN, Gene.....	1999
GUILLEN, Ozzie.....	2001
HANSEN, Ron.....	1985-89
HARPER, Tommy.....	1990-99
HILL, Perry.....	2000-01
HRINIAK, Walt.....	1974-75
JOHNSON, Tim.....	1993-94
KENNEDY, Kevin.....	1992
KERRIGAN, Joe.....	1983-86, 1992-96
Kim, Wendell.....	2002
LANDSTON, Rafael.....	1980-91
LOWREY, Peasants.....	1969
MACHA, Ken.....	1987-91
MAKAMIN, Pete.....	1997-00
MANUEL, Jerry.....	1991-96
McLISH, Cal.....	1969-75
McCRAW, Tom.....	2002-04
McCrar, Hal.....	1990-91
MILLS, Brad.....	2003
MOORE, Jackie.....	1987-89
MORALES, Jerry.....	2002-04
MULLIN, Pat.....	1979-81
NATAL, Bob.....	2002-04
NIXON, Russ.....	1984-85
OLDIS, Bob.....	1969
PICHE, Ron.....	1976
POLK, Dick.....	2002
RAPPL, Luis.....	1993-00
RAPP, Vern.....	1979-83
RAYMOND, Claude.....	2002-04
RENICK, Rick.....	1985-86, 2001
RODRIGUEZ, Eddie.....	2004
ROESSLER, Pat.....	2000-01
RUNNELLS, Tom.....	1990-91
SHERRY, Norm.....	1974-75
SNIDER, Duke.....	1974-75
SPARKS, Joe.....	1989
ST CLAIRE, Randy.....	2003-04
TRACY, Jim.....	1995-98
VERNON, Mickey.....	1977-78
WIRD, Ozzie.....	1976-81
VIROD, Jay.....	1991-92
WILLIAMS, Dick.....	1970
WINLES, Bobby.....	1986-88
WRIGHT, Mel.....	1983
ZIMMER, Don.....	1971
ZIMMERMAN, Jerry.....	1969-75

FRANCHSE NATIONAL LEAGUE ALL-STARS

YEAR	PLAYER(S)	ALL-STAR GAME SITE
1969	Rusty Staub (OF)	WAS
1970	Rusty Staub (OF)	CIN
1971	Rusty Staub (OF)	DET
1972	Bill Stoneman (RHP)	ATL
1973	Ron Fairly (1B)	KCR
1974	Steve Rogers (RHP)	PIT
1975	Gary Carter (C)	MIL
1976	Woodie Fryman (LHP)	PHI
1977	Ellis Valentine (RHP)	NYN
1978	Ross Grimsley (LHP), Steve Rogers (RHP)	SDP
1979	Gary Carter (C), Larry Parrish (3B), Steve Rogers (RHP)	SEA
1980	Gary Carter (C)	LAD
1981	Gary Carter* (C, MVP), Andre Dawson* (OF), Tim Lincecum (OF)	CLE
1982	Gary Carter* (C), Andre Dawson* (OF), Al Oliver (1B), Tim Lincecum* (OF), Steve Rogers* (RHP)	MON
1983	Gary Carter* (C), Andre Dawson* (OF), Al Oliver (1B), Tim Lincecum* (OF), Steve Rogers (RHP)	CWS
1984	Gary Carter* (C, MVP), Charlie Lea* (RHP), Tim Lincecum (OF), Tim Wallach (3B)	SFG
1985	Tim Lincecum (OF), Jeff Reardon (RHP), Tim Wallach (3B)	MIN
1986	Hubie Brooks (SS), Tim Lincecum (OF), Jeff Reardon (RHP)	HOU
1987	Hubie Brooks (SS), Tim Lincecum (OF, MVP), Tim Wallach (3B)	OAK
1988	Andrés Galarraga (1B)	CIN
1989	Tim Burke (RHP), Tim Wallach (3B)	CAL
1990	Dennis Martinez (RHP), Tim Wallach (3B)	CHI
1991	Ivan Calderon (OF), Dennis Martinez (RHP)	TOR
1992	Dennis Martinez (RHP), Larry Walker (OF)	SDP
1993	Marquis Grissom* (OF)	BAL
1994	Moises Alou (OF), Wil Cordero (SS), Darrin Fletcher (C), Marquis Grissom* (OF), Ken Hill (RHP)	PIT
1995	Carlos Perez (LHP)	TEX
1996	Mark Grudzielanek (2B), Pedro Martinez (RHP), Henry Rodriguez (OF)	PHI
1997	Pedro Martinez (RHP)	CLE
1998	Ugueth Urbina (RHP)	COL
1999	Vladimir Guerrero (OF)	BOS
2000	Vladimir Guerrero* (OF), Jose Vidro (2B)	ATL
2001	Vladimir Guerrero (OF)	SEA
2002	Vladimir Guerrero* (OF), Jose Vidro* (2B)	MIL
2003	Jose Vidro* (2B)	CWS
2004	Livan Hernandez (RHP)	HOU
2005	Livan Hernandez (RHP), Chad Cordero (RHP)	DET
2006	Alfonso Soriano* (LF)	PIT
2007	Dmitri Young (1B)	SFG
2008	Cristian Guzman (SS)	NYN
2009	Ryan Zimmerman (3B)	STL
2010	Matt Capps (RHP)	LAA
2011	Tyler Clippard (RHP)	ARI
2012	Gio Gonzalez (LHP), Bryce Harper (OF), Stephen Strasburg (RHP), Ian Desmond (SS)	KCR
2013	Bryce Harper* (OF), Jordan Zimmermann (RHP)	NYM
2014	Tyler Clippard (RHP), Jordan Zimmermann (RHP)	MIN
2015	Bryce Harper* (OF), Max Scherzer (RHP)	CIN
2016	Bryce Harper* (OF), Daniel Murphy (2B), Wilson Ramos (C), Max Scherzer (RHP), Stephen Strasburg (RHP)	SDP
2017	Bryce Harper* (OF), Daniel Murphy* (2B), Ryan Zimmerman* (1B), Max Scherzer* (RHP), Stephen Strasburg (RHP)	MIA
2018	Bryce Harper* (OF), Max Scherzer* (RHP), Sean Doolittle (LHP)	WSH

\* — National League All-Star starter

EXPOS PLAYERS OF THE YEAR (BBWAA)

YEAR	PLAYER(S)	STATS
1969	Rusty Staub (OF)	.302—29—79
1970	Carl Morton (RHP)	18-11, 3.60 ERA
1971	Ron Hunt (RHP)	.279—5—38
1972	Mike Marshall (RHP)	14-8, 18 SV, 1.78 ERA
1973	Mike Marshall (RHP)	14-11, 31 SV, 2.66 ERA
1974	Willie Davis (OF)	.295—12—89
1975	Gary Carter (C)	.270—17—68
1976	Woodie Fryman (LHP)	13-13, 2 SV, 3.38 ERA
1977	Gary Carter (C)	.284—31—84
1978	Ross Grimsley (LHP)	20-11, 3.05 ERA
1979	Larry Parrish (3B)	.307—30—82
1980	Gary Carter (C)	.264—29—101
1981	Andre Dawson (OF)	.302—24—64
1982	Al Oliver (1B)	.331—22—109
1983	Co-MVP Andre Dawson (OF)	.299—32—113
	Co-MVP Tim Lincecum (OF)	.298—11—71, 90 SB
1984	Gary Carter*† (C)	.294—27—106
1985	Tim Lincecum (OF)	.320—11—41
1986	Tim Lincecum (OF)	.334—9—62, 70 SB
1987	Tim Wallach (3B)	.298—26—123
1988	Andrés Galarraga (1B)	.302—29—92
1989	Tim Wallach (3B)	.277—13—77
1990	Tim Wallach (3B)	.296—21—98
1991	Dennis Martinez (RHP)	.14-11, 2.39
1992	Larry Walker (OF)	.301—23—93
1993	Marquis Grissom (OF)	.298—19—85, 53
1994	Moises Alou (OF)	.339—22—78
1995	David Segui (1B)	.305—10—57
1996	Henry Rodriguez (OF)	.276—36—103
1997	Pedro Martinez (RHP)	.17-8, 1.90
1998	Vladimir Guerrero (OF)	.324—38—109
1999	Vladimir Guerrero (OF)	.316—42—131
2000	Vladimir Guerrero (OF)	.345—44—123
2001	Orlando Cabrera (OF)	.276—14—96, 19 SB
2002	Vladimir Guerrero (OF)	.336—39—111, 40 SB
2003	Orlando Cabrera (OF)	.297—17—80
2004	Brad Wilkerson (OF/1B)	.255—32—67



## HISTORY &amp; RECORDS

## FRANCHISE (MONTREAL/WASHINGTON) INDIVIDUAL AWARDS

## NATIONAL LEAGUE MOST VALUABLE PLAYER AWARD

YEAR	PLAYER	STATS
2015	Bryce Harper.....	330, 38 2B, 42 HR, 99 RBI, 124 BB, 118 R

## NATIONAL LEAGUE CY YOUNG AWARD

YEAR	PLAYER	STATS
1997	Pedro Martinez.....	17-8, 1.90
2016	Max Scherzer.....	20-7, 2.96
2017	Max Scherzer.....	16-6, 2.51

## NATIONAL LEAGUE MANAGER OF THE YEAR AWARD

YEAR	MANAGER	AWARDED BY
1973	Gene Mauch.....	AP
1979	Dick Williams.....	AP
1987	Buck Rogers.....	BBWAA
1994	Felipe Alou (MLB Manager of the Year).....	AP
	Felipe Alou (NL Manager of the Year).....	BBWAA
2012	Davey Johnson.....	BBWAA
2014	Matt Williams.....	BBWAA

## NATIONAL LEAGUE ROOKIE OF THE YEAR AWARD

YEAR	PLAYER	STATS
1970	Carl Morton.....	18-11, 3.60 ERA
1977	Andre Dawson.....	282, 19 HR, 65 RBI
2012	Bryce Harper.....	270, 22 HR, 59 RBI

## NATIONAL LEAGUE HANK AARON AWARD

YEAR	PLAYER	AWARDED BY
2015	Bryce Harper (OF).....	Major League Baseball

## ROLAIDS RELIEF MAN OF YEAR

YEAR	PLAYER	STATS
1985	Jeff Reardon.....	2-8, 41 SV, 3.18 ERA

## NATIONAL LEAGUE COMEBACK PLAYER OF THE YEAR

YEAR	PLAYER	STATS
2007	Dmitri Young (MLB).....	320, 38 2B, 13 HR, 74 RBI, 378 OBP
2016	Anthony Rendon (MLB).....	270, 38 2B, 20 HR, 85 RBI, 348 OBP
2017	Ryan Zimmerman (MLBPA).....	303, 33 2B, 36 HR, 108 RBI, 573 SLG

## MLBPA PLAYERS CHOICE AWARDS

YEAR	PLAYER(S)	AWARD
1997	Pedro Martinez.....	NL Most Outstanding Pitcher
2007	Dimitri Young.....	NL Comeback Player of the Year
2015	Bryce Harper.....	NL Most Outstanding Player
2016	Daniel Murphy.....	NL Most Outstanding Player
2017	Max Scherzer.....	NL Most Outstanding Pitcher
2017	Ryan Zimmerman.....	NL Comeback Player of the Year

## TOPPS MLB ROOKIE ALL-STAR TEAM

YEAR	PLAYER(S)	STATS
2006	Ryan Zimmerman.....	287, 47 2B, 3 3B, 20 HR, 110 RBI
2008	John Lannan.....	9-15, 3.91 ERA, 117 K
2010	Stephen Strasburg.....	5-3, 2.91 ERA, 92 K
2011	Danny Espinosa.....	236, 29 2B, 5 3B, 21 HR, 66 RBI, 17 SB
2012	Bryce Harper.....	270, 26 2B, 9 3B, 22 HR, 59 RBI, 18 SB
	Steve Lombardozzi.....	273, 16 2B, 3 3B, 3 HR, 27 RBI
2016	Trea Turner.....	342, 14 2B, 8 3B, 13 HR, 40 RBI, 33 SB
2018	Juan Soto.....	292, 25 2B, 3B, 22 HR, 70 RBI, 79 BB, 77 R

## EXECUTIVE OF THE YEAR AWARD

YEAR	EXECUTIVE	AWARDED BY
2012	Mike Rizzo (GM).....	Boston Chapter of the BBWAA

## TONY CONIGLIARO AWARD

YEAR	PLAYER	AWARDED BY
2014	Wilson Ramos (C).....	Boston Chapter of the BBWAA

## LOUISVILLE SLUGGER SILVER SLUGGERS

YEAR	PLAYER(S)	STATS (BATTING AVG—HR—RBI)
1980	Andre Dawson (OF).....	.308—17—87
1981	Andre Dawson (OF).....	.302—24—64
	Gary Carter (C).....	.251—16—68
1982	Gary Carter (C).....	.293—29—97
	Al Oliver (1B).....	.331—22—109
1983	Andre Dawson (OF).....	.299—32—113
1984	Gary Carter (C).....	.294—27—106
1985	Tim Wallach (3B).....	.260—22—81
	Hubie Brooks (SS).....	.269—13—100
1986	Hubie Brooks (SS).....	.340—14—58
	Tim Raines (OF).....	.334—9—62, 70 SB
1987	Tim Wallach (3B).....	.298—26—123
1988	Andres Galarrraga (1B).....	.302—29—92
1992	Larry Walker (OF).....	.301—23—93
1994	Wil Cordero (SS).....	.294—15—63
	Moises Alou (OF).....	.339—22—78
1999	Vladimir Guerrero (OF).....	.316—42—131
2000	Vladimir Guerrero (OF).....	.345—44—123
2002	Vladimir Guerrero (OF).....	.336—39—111, 40 SB
2003	Orlando Cabrera (SS).....	.297—17—80
2004	Livan Hernandez (P).....	.247—1—10
2006	Alfonso Soriano (OF).....	.277—46—95, 41 SB
2009	Ryan Zimmerman (3B).....	.292—33—106
2010	Ryan Zimmerman (3B).....	.307—25—85
2012	Ian Desmond (SS).....	.292—25—73
	Adam LaRoche (1B).....	.271—33—100
	Stephen Strasburg (RHP).....	.277—1—7
2013	Ian Desmond (SS).....	.280—20—80
2014	Ian Desmond (SS).....	.255—24—91
	Anthony Rendon (3B).....	.287—21—83
2015	Bryce Harper (OF).....	.330—42—99
2016	Daniel Murphy (2B).....	.347—25—104
	Wilson Ramos (C).....	.307—22—80
2017	Daniel Murphy (2B).....	.322—23—93

## RAWLINGS GOLD GLOVES

YEAR	PLAYER(S)	POSITION
1973	Mike Jorgensen.....	1B
1978	Ellis Valentine.....	OF
1980	Gary Carter.....	C
	Andre Dawson.....	OF
1981	Gary Carter.....	C
	Andre Dawson.....	OF
1982	Gary Carter.....	C
	Andre Dawson.....	OF
1983	Andre Dawson.....	OF
1984	Andre Dawson.....	OF
1985	Andre Dawson.....	OF
	Tim Wallach.....	3B
1988	Tim Wallach.....	3B
1989	Andres Galarrraga.....	1B
1990	Tim Wallach.....	3B
	Andres Galarrraga.....	1B
1992	Larry Walker.....	OF
1993	Larry Walker.....	OF
	Marquis Grissom.....	OF
1994	Marquis Grissom.....	OF
2001	Orlando Cabrera.....	SS
2009	Ryan Zimmerman.....	3B
2012	Adam LaRoche.....	1B



HISTORY & RECORDS

ANNUAL SEASON SERIES

ARIZONA				ATLANTA				CHICAGO (NL)				CINCINNATI				COLORADO			
YR	HOME	ROAD	TOTAL	YR	HOME	ROAD	TOTAL	YR	HOME	ROAD	TOTAL	YR	HOME	ROAD	TOTAL	YR	HOME	ROAD	TOTAL
69	---	---	---	70	3-3	3-3	6-6	70	3-6	2-7	5-13	70	3-6	2-7	5-13	70	3-6	2-7	5-13
71	---	---	---	71	2-4	3-3	5-7	71	5-4	5-4	10-8	71	3-3	2-4	5-7	71	3-3	2-4	5-7
72	---	---	---	72	4-2	4-2	8-4	72	4-2	4-2	8-4	72	3-3	2-4	5-7	72	3-3	2-4	5-7
73	---	---	---	73	3-3	3-3	6-6	73	2-7	2-7	9-9	73	3-3	1-5	4-8	73	3-3	1-5	4-8
74	---	---	---	74	2-4	1-5	3-9	74	6-3	4-2	13-5	74	2-4	4-2	6-6	74	2-4	4-2	6-6
75	---	---	---	75	3-4	1-5	4-9	75	6-3	3-6	9-9	75	3-3	1-5	4-8	75	3-3	1-5	4-8
76	---	---	---	76	2-4	2-4	4-8	76	4-5	4-5	7-11	76	2-4	2-4	4-8	76	2-4	2-4	4-8
77	---	---	---	77	5-1	1-5	6-6	77	3-6	5-4	8-10	77	2-4	3-3	5-7	77	2-4	3-3	5-7
78	---	---	---	78	4-2	3-3	7-5	78	5-4	6-3	11-7	78	1-5	3-3	4-8	78	1-5	3-3	4-8
79	---	---	---	79	6-0	3-1	9-1	79	8-1	14-5	12-6	79	5-1	1-5	6-6	79	5-1	1-5	6-6
80	---	---	---	80	5-1	2-4	7-5	80	7-2	5-4	12-6	80	5-1	4-2	9-3	80	5-1	4-2	9-3
81	---	---	---	81	5-1	2-2	7-3	81	4-1	3-3	7-4	81	3-0	1-5	4-5	81	3-0	1-5	4-5
82	---	---	---	82	3-3	4-2	7-5	82	4-5	8-1	12-6	82	4-2	4-2	8-4	82	4-2	4-2	8-4
83	---	---	---	83	2-4	3-3	5-7	83	6-3	3-4	11-7	83	3-3	5-1	8-4	83	3-3	5-1	8-4
84	---	---	---	84	3-3	4-2	7-5	84	5-4	2-6	7-10	84	3-3	2-4	5-7	84	3-3	2-4	5-7
85	---	---	---	85	5-1	4-2	9-3	85	5-4	6-3	11-7	85	2-4	2-4	4-8	85	2-4	2-4	4-8
86	---	---	---	86	3-2	4-2	7-4	86	5-4	5-4	10-8	86	2-4	3-3	5-7	86	2-4	3-3	5-7
87	---	---	---	87	5-1	4-2	9-3	87	3-6	5-4	8-10	87	3-3	3-3	6-6	87	3-3	3-3	6-6
88	---	---	---	88	4-2	4-2	8-4	88	5-4	4-5	9-9	88	3-3	4-2	7-5	88	3-3	4-2	7-5
89	---	---	---	89	4-2	2-4	6-6	89	5-4	3-6	8-10	89	3-3	3-3	6-6	89	3-3	3-3	6-6
90	---	---	---	90	5-5	5-1	6-6	90	4-5	5-1	9-11	90	2-4	3-5	3-9	90	2-4	3-5	3-9
91	---	---	---	91	5-1	2-4	7-5	91	1-5	6-5	7-10	91	4-2	2-4	6-6	91	4-2	2-4	6-6
92	---	---	---	92	3-3	5-1	8-4	92	7-2	4-5	11-7	92	3-3	4-2	7-5	92	3-3	4-2	7-5
93	---	---	---	93	4-2	4-2	8-4	93	3-1	3-1	6-2	93	4-2	4-2	8-4	93	4-2	4-2	8-4
94	---	---	---	94	2-1	3-3	5-4	94	1-2	3-0	4-2	94	1-2	1-2	2-4	94	1-2	1-2	2-4
95	---	---	---	95	2-5	2-4	4-9	95	3-0	2-3	5-6	95	2-4	2-4	4-8	95	2-4	2-4	4-8
96	---	---	---	96	1-5	3-4	4-9	96	4-2	1-4	5-6	96	2-4	2-4	4-8	96	2-4	2-4	4-8
97	---	---	---	97	1-5	1-5	2-10	97	6-0	1-4	4-4	97	2-4	3-2	5-6	97	2-4	3-2	5-6
98	5-1	2-1	7-2	98	4-2	2-4	6-6	98	2-1	0-6	2-7	98	1-5	0-3	1-8	98	1-5	0-3	1-8
99	1-2	2-4	3-6	99	2-5	2-2	4-7	99	2-1	3-1	5-2	99	2-5	1-2	3-4	99	2-5	1-2	3-4
00	0-3	2-1	2-4	00	2-8	2-8	5-6	00	4-2	1-2	4-4	00	0-3	2-4	2-4	00	0-3	2-4	2-4
01	1-2	2-1	3-3	01	2-8	4-5	6-13	01	1-2	2-1	3-3	01	1-2	1-2	2-4	01	1-2	1-2	2-4
02	3-1	0-3	2-4	02	3-6	3-7	6-13	02	2-1	1-2	3-3	02	3-0	2-1	5-1	02	3-0	2-1	5-1
03	4-1	2-1	2-4	03	4-1	4-5	7-12	03	2-1	1-2	3-3	03	4-1	2-1	6-2	03	4-1	2-1	6-2
04	3-0	3-0	6-0	04	2-7	2-8	4-15	04	1-2	2-1	3-3	04	1-2	1-2	2-4	04	1-2	1-2	2-4
05	3-0	1-2	4-2	05	5-4	4-6	9-10	05	2-1	3-0	5-1	05	3-0	0-3	1-5	05	3-0	0-3	1-5
06	3-0	2-1	5-1	06	4-4	3-4	7-8	06	3-0	4-0	7-4	06	3-0	3-1	6-1	06	3-0	3-1	6-1
07	4-0	1-2	5-2	07	5-4	2-7	7-11	07	1-3	0-3	4-6	07	4-0	3-1	6-1	07	4-0	3-1	6-1
08	1-2	1-2	2-4	08	7-2	5-4	12-6	08	2-1	2-2	3-3	08	1-2	0-4	3-4	08	1-2	0-4	3-4
09	3-0	2-1	5-1	09	4-5	4-5	8-10	09	0-4	2-1	2-5	09	3-0	3-1	4-3	09	3-0	3-1	4-3
10	2-1	2-1	4-2	10	6-1	4-5	10-8	10	7-3	4-1	2-4	10	2-1	2-1	4-2	10	2-1	2-1	4-2
11	1-3	2-2	3-5	11	5-4	4-5	9-9	11	3-1	1-2	4-3	11	2-1	0-3	2-4	11	2-1	0-3	2-4
12	2-1	2-1	4-2	12	5-4	5-4	10-8	12	4-0	2-1	6-1	12	2-1	2-1	5-2	12	2-1	2-2	3-4
13	4-0	1-1	5-1	13	4-2	4-2	8-4	13	1-2	1-2	3-3	13	4-0	2-1	6-1	13	4-0	2-1	6-1
14	4-0	2-1	6-1	14	5-5	3-6	8-11	14	2-1	2-2	4-3	14	2-2	2-1	3-3	14	2-2	2-1	3-3
15	2-2	2-1	4-3	15	10-0	4-5	14-5	15	1-3	2-1	3-4	15	1-2	0-3	1-5	15	1-2	0-3	1-5
16	2-2	3-0	5-2	16	9-1	6-3	15-4	16	2-1	0-4	2-5	16	3-1	1-2	4-3	16	3-1	1-2	4-3
17	1-1	1-1	2-2	17	6-6	6-6	12-6	17	2-2	2-2	4-3	17	1-1	1-1	2-2	17	1-1	1-1	2-2
18	1-2	4-0	5-2	18	5-4	4-6	9-10	18	2-2	1-2	3-4	18	1-2	3-1	4-3	18	1-2	3-1	4-3
TOT	45-29	39-30	84-59	TOT	186-172	163-194	349-366	TOT	171-133	147-162	318-295	TOT	121-118	106-135	227-253	TOT	43-56	42-56	85-112
70s	---	---	---	70s	39-20	33-25	72-45	70s	48-39	41-49	89-88	70s	24-56	22-38	46-74	70s	---	---	---
80s	---	---	---	80s	39-20	33-25	72-45	80s	49-37	46-40	95-77	80s	33-24	31-29	64-53	80s	---	---	---
90s	6-3	4-5	10-8	90s	24-32	26-35	50-70	90s	35-20	27-37	62-57-1	90s	26-29	22-28	48-57	90s	17-16	13-21	30-37
00s	21-13	14-16	35-29	00s	37-52	37-54	74-105	00s	18-17	14-16	32-33	00s	15-15	16-20	31-35	00s	13-23	13-20	26-43
10s	18-13	21-9	39-22	10s	31-34	40-43	91-77	10s	17-15	15-15	32-30	10s	19-12	11-14	34-26	10s	13-17	15-13	28-32
Nats	28-19	28-17	56-36	Nats	76-54	59-70	135-124	Nats	25-24	22-23	47-47	Nats	27-19	22-25	49-44	Nats	17-30	22-26	39-56

LOS ANGELES (NL)				MIAMI				MILWAUKEE				PHILADELPHIA			
YR	HOME	ROAD	TOTAL	YR	HOME	ROAD	TOTAL	YR	HOME	ROAD	TOTAL	YR	HOME	ROAD	TOTAL
69	0-6	2-4	2-10	69	---	---	---	69	3-6	2-7	5-13	69	3-6	8-1	11-7
70	2-4	2-4	4-8	70	---	---	---	70	6-3	4-5	10-8	70	6-3	5-4	11-7
71	1-5	3-3	4-8	71	---	---	---	71	5-4	5-4	10-8	71	5-4	3-6	6-12
72	3-3	3-3	6-6	72	---	---	---	72	6-6	3-6	6-12	72	7-2	3-4	10-6
73	3-3	2-4	5-7	73	---	---	---	73	4-5	5-4	9-9	73	6-3	7-2	13-5
74	3-4	2-4	5-8	74	---	---	---	74	6-3	4-5	10-8	74	6-3	9-9	15-12
75	3-3	4-2	7-5	75	---	---	---	75	6-3	4-5	10-8	75	3-6	4-5	8-11
76	2-4	0-6	2-10	76	---	---	---	76	4-4	4-6	8-10	76	2-7	1-8	3-15
77	1-5	4-2	5-7	77	---	---	---	77	5-4	5-4	10-8	77	3-6	4-5	7-11
78	3-3	3-3	6-6	78	---	---	---	78	8-1	8-1	16-2	78	8-1	5-4	13-5
79	5-1	1-5	6-6	79	---	---	---	79	7-2	8-1	15-3	79	6-3	5-4	11-7
80	1-5	0-6	1-11	80	---	---	---	80	5-3	5-5	10-8	80	4-5	5-4	9-9
81	2-5	0-3	2-8	81	---	---	---	81	5-0	4-2	9-3	81	5-0	4-2	9-3
82	1-5	3-3	4-8	82	---	---	---	82	4-4	6-3	11-7	82	5-4	3-6	8-10
83	3-3	2-4	5-7	83	---	---	---	83	6-3	2-7	8-10	83	5-4	3-6-1	8-10
84	3-3	3-3	6-6	84	---	---	---	84	4-5	3-6	7-11	84	5-4	6-3	11-7
85	2-2	1-5	3-7	85	---	---	---	85	5-4	4-5	9-9	85	4-5	4-5	9-9
86	5-1	2-4	7-5	86	---	---	---	86	4-5	4-5	8-10	86	3-6	5-4	8-10
87	4-2	5-1	9-3	87	---	---	---	87	4-5	4-5	8-10	87	6-3	4-5	10-8
88	2-4	2-3	4-8	88	---	---	---	88	1-2	2-2	4-3	88	5-4	4-5	9-9
89	2-4	3-3	5-7	89	---	---	---	89	7-2	2-7	9-9	89	6-3	3-6	9-9
90	5-1	1-5	6-6	90	---	---	---	90	3-6	5-4	8-10	90	6-3	4-5	10-8
91	6-0	1-5	7-5	91	---	---	---	91	1-6	3-8	4-14	91	1-6	3-8	4-14

# HISTORY & RECORDS

## ANNUAL SEASON SERIES (CONTINUED)

PITTSBURGH				ST. LOUIS				SAN DIEGO				SAN FRANCISCO				BALTIMORE			
YR	HOME	ROAD	TOTAL	YR	HOME	ROAD	TOTAL	YR	HOME	ROAD	TOTAL	YR	HOME	ROAD	TOTAL	YR	HOME	ROAD	TOTAL
69	4-5	5-3	9-8	70	4-5	3-6	7-11	69	1-5	3-3	4-8	69	0-6	1-5	1-11	69	0-0	0-0	0-0
70	5-4	5-5	9-9	71	2-7	2-1	4-14	71	2-3	4-2	6-5	70	6-0	1-5	7-5	70	1-1	1-1	2-2
71	5-4	2-7	7-11	72	3-6	4-1	7-7	72	3-3	3-3	6-6	71	2-4	4-0	6-4	71	1-1	1-1	2-2
72	3-6	3-6	6-12	73	3-6	5-4	8-10	73	4-3	3-3	7-5	72	3-4	3-3	6-6	72	1-1	1-1	2-2
73	3-6	3-6	6-12	74	5-3	3-6	8-9	74	4-2	2-4	6-6	73	2-4	2-4	4-8	73	1-1	1-1	2-2
74	3-6	3-6	6-12	75	5-4	6-3	11-7	75	3-3	4-2	7-5	74	1-5	4-2	5-7	74	1-1	1-1	2-2
75	3-6	4-5	7-9	76	4-5	4-1	7-7	76	3-3	3-3	6-6	75	2-4	4-0	6-4	75	1-1	1-1	2-2
76	3-6	3-6	6-12	77	8-1	4-5	12-6	77	2-4	3-3	5-7	76	3-3	3-3	6-6	76	1-1	1-1	2-2
77	4-5	3-6	7-9	78	4-5	5-4	9-9	78	3-3	3-3	6-6	77	3-3	2-4	5-7	77	1-1	1-1	2-2
78	5-4	2-7	7-11	79	5-4	3-4	10-8	79	4-2	3-3	7-5	78	3-3	2-4	5-7	78	1-1	1-1	2-2
79	2-6	4-5	7-11	80	8-1	4-5	12-6	80	6-0	4-2	10-2	79	3-3	4-2	7-5	79	1-1	1-1	2-2
80	4-5	2-7	6-12	81	5-4	1-6	6-9	81	2-1	2-1	4-2	80	3-3	4-2	7-5	80	1-1	1-1	2-2
81	5-2	5-1	10-3	82	6-3	4-5	10-8	82	2-4	5-1	7-5	81	1-3	1-2	2-5	81	1-1	1-1	2-2
82	4-5	3-6	7-11	83	6-3	3-6	9-9	83	6-0	2-4	8-4	82	2-4	2-4	4-8	82	1-1	1-1	2-2
83	2-7	5-3	8-10	84	4-5	5-4	9-9	84	2-4	5-1	7-5	83	4-2	4-2	8-4	83	1-1	1-1	2-2
84	4-5	3-6	7-11	85	7-2	4-5	11-7	85	5-1	4-2	9-3	84	3-3	4-2	7-5	84	1-1	1-1	2-2
85	4-5	5-3	9-8	86	3-6	6-3	9-9	86	2-4	2-4	4-8	85	3-3	4-2	7-5	85	1-1	1-1	2-2
86	4-5	7-2	11-7	87	6-3	5-4	11-7	87	5-1	4-2	9-3	86	2-4	3-3	5-7	86	1-1	1-1	2-2
87	7-2	4-5	11-7	88	8-1	5-4	13-5	88	4-2	0-6	4-8	87	2-4	3-3	5-7	87	1-1	1-1	2-2
88	2-7	6-3	8-10	89	2-7	3-6	5-13	89	2-4	3-3	5-7	88	4-2	3-3	7-5	88	1-1	1-1	2-2
89	5-4	6-3	11-7	90	7-2	4-1	11-7	90	4-2	1-2	5-4	89	3-3	4-2	7-5	89	1-1	1-1	2-2
90	3-0	2-1	5-1	91	3-3	3-3	6-6	91	2-4	4-2	6-6	90	4-2	3-3	7-5	90	1-1	1-1	2-2
91	0-6	6-6	6-12	92	3-6	4-8	7-12	92	4-2	4-2	8-4	91	3-3	2-4	5-7	91	1-1	1-1	2-2
92	4-5	5-4	9-9	93	3-0	2-1	5-1	93	6-0	4-0	10-0	92	4-2	2-4	6-6	92	1-1	1-1	2-2
93	3-0	2-1	5-1	94	5-2	2-1	7-3	94	6-0	6-0	12-0	93	3-0	3-0	6-0	93	1-1	1-1	2-2
94	3-0	5-2	8-2	95	3-1	1-2	4-3	95	3-3	4-2	7-5	94	2-4	4-2	6-6	94	1-1	1-1	2-2
95	1-2	3-2	4-4	96	3-1	1-2	4-3	96	3-3	4-2	7-5	95	3-4	4-2	7-6	95	1-1	1-1	2-2
96	2-1	2-1	4-2	97	4-2	2-3	6-5	97	5-1	3-2	8-3	96	4-0	3-3	7-3	96	1-1	1-1	2-2
97	4-2	1-4	5-6	98	2-1	1-5	3-6	98	2-1	2-2	4-4	97	3-2	3-3	6-5	97	1-1	1-1	2-2
98	1-5	1-2	2-7	99	4-2	1-2	5-4	99	3-1	2-2	5-3	98	2-1	1-5	3-6	98	3-0	0-3	3-3
99	1-2	2-4	3-6	00	3-0	2-1	5-1	00	1-2	1-2	2-4	99	3-3	1-2	4-5	99	3-0	0-3	3-3
00	1-2	1-2	2-4	01	1-2	1-2	2-4	01	1-2	1-2	2-4	00	1-2	1-2	2-4	00	3-0	0-3	3-3
01	3-0	2-1	5-1	02	1-2	1-2	2-4	02	3-1	0-3	3-4	01	1-2	1-2	2-4	01	1-2	1-2	2-4
02	2-1	1-2	3-3	03	1-2	1-2	2-4	03	1-2	1-2	2-4	02	2-1	2-1	4-2	02	1-2	1-2	2-4
03	1-2	1-2	2-4	04	1-2	1-2	2-4	04	1-2	0-4	1-6	03	4-0	3-0	7-0	03	1-2	1-2	2-4
04	3-1	1-1	4-2	05	1-2	1-2	2-4	05	0-3	1-2	1-5	04	0-2	1-3	1-5	04	1-2	1-2	2-4
05	2-0	1-2	3-3	06	2-1	1-3	3-4	06	3-0	1-2	1-5	05	1-2	2-1	3-3	05	2-1	1-2	3-3
06	1-2	1-2	2-4	07	3-0	2-1	5-1	07	1-2	1-2	2-4	06	2-1	2-2	4-3	06	2-1	1-2	3-3
07	1-2	1-2	2-4	08	1-2	0-3	1-5	08	0-3	1-2	1-5	07	4-0	0-3	4-3	07	2-1	1-2	3-3
08	1-3	2-2	3-5	09	1-3	0-3	1-6	09	2-1	0-3	2-4	08	1-2	1-2	2-4	08	1-2	1-2	2-4
09	3-0	2-1	5-1	10	1-1	1-2	3-3	10	2-1	1-2	3-3	09	1-2	1-2	2-4	09	1-2	1-2	2-4
10	3-0	1-2	4-4	11	3-0	1-2	4-2	11	1-2	3-1	4-3	10	1-2	1-2	2-4	10	1-2	1-2	2-4
11	3-0	1-2	4-4	12	3-1	1-2	4-3	12	3-1	2-1	3-2	11	3-1	1-2	4-3	11	2-1	1-2	3-3
12	1-1	1-2	2-3	13	0-3	0-3	0-6	13	2-0	2-2	4-2	12	3-1	1-2	4-3	12	1-1	1-2	2-4
13	1-3	2-1	3-4	14	2-2	2-3	4-5	14	2-0	2-1	3-3	13	2-1	1-2	3-3	13	1-1	1-2	2-4
14	3-0	1-3	4-3	15	1-2	1-2	2-4	15	2-1	3-1	5-2	14	3-0	0-4	3-4	14	0-2	1-1	1-3
15	3-0	1-4	4-3	16	2-2	3-0	5-2	16	1-2	2-2	3-4	15	3-0	0-4	3-4	15	0-3	2-1	2-4
16	2-1	2-1	4-2	17	2-1	1-2	3-3	17	2-1	2-2	3-4	16	2-1	2-2	4-3	16	1-1	0-2	1-3
17	2-2	1-2	3-4	18	1-2	1-2	2-4	18	2-1	3-1	4-2	17	2-1	3-0	5-1	17	2-0	2-2	4-2
18	4-0	1-2	5-2	19	1-2	1-3	2-5	19	2-1	2-1	4-2	18	1-2	1-2	2-4	18	2-1	3-0	5-1
TOT	159-150	141-172	300-322	TOT	173-139	126-181	299-320	TOT	129-107	126-118	255-225	TOT	123-117	116-131	239-248	TOT	23-18	17-27	40-45
70s	39-50	34-57	73-107	70s	44-45	41-48	85-93	70s	79-30	31-29	60-59	70s	31-20	28-32	59-61	70s	0-0	0-0	0-0
80s	41-47	47-39	88-86	80s	55-35	40-47	95-82	80s	32-25	31-26	83-51	80s	27-31	32-25	59-56	80s	0-0	0-0	0-0
90s	31-27	34-34	65-61	90s	40-22	24-39	64-61	90s	38-18	33-22	71-40	90s	32-25	24-34	56-59	90s	3-0	2-4	5-4
00s	22-12	13-17	35-29	00s	14-17	9-23	23-40	00s	15-18	8-26	21-44	00s	14-17	17-19	31-36	00s	9-6	7-8	16-14
10s	22-9	12-16	34-26	10s	17-14	14-9	25-33	10s	16-11	20-12	36-23	10s	19-9	14-16	33-25	10s	11-12	8-15	19-27
Nats	32-16	19-26	51-42	Nats	25-22	12-31	37-53	Nats	19-23	24-23	43-46	Nats	26-18	21-25	47-43	Nats	17-18	14-21	31-39

BOSTON				CLEVELAND (AL)				DETROIT				HOUSTON			
YR	HOME	ROAD	TOTAL	YR	HOME	ROAD	TOTAL	YR	HOME	ROAD	TOTAL	YR	HOME	ROAD	TOTAL
69	---	---	---	69	---	---	---	69	---	---	---	69	1-5	0-6	1-11
70	---	---	---	70	---	---	---	70	---	---	---	70	2-4	2-4	4-8
71	---	---	---	71	---	---	---	71	---	---	---	71	3-3	1-3	4-6
72	---	---	---	72	---	---	---	72	---	---	---	72	2-4	2-4	4-8
73	---	---	---	73	---	---	---	73	---	---	---	73	4-2	2-4	6-6
74	---	---	---	74	---	---	---	74	---	---	---	74	4-2	2-4	6-6
75	---	---	---	75	---	---	---	75	---	---	---	75	3-3	1-5	4-8
76	---	---	---	76	---	---	---	76	---	---	---	76	1-5	1-5	2-10
77	---	---	---	77	---	---	---	77	---	---	---	77	2-4	2-4	4-8
78	---	---	---	78	---	---	---	78	---	---	---	78	4-2	2-4	6-6
79	---	---	---	79	---	---	---	79	---	---	---	79	4-2	1-5	5-7
80	---	---	---	80	---	---	---	80	---	---	---	80	3-3	4-2	7-5
81	---	---	---	81	---	---	---	81	---	---	---	81	3-3	2-4	5-7
82	---	---	---	82	---	---	---	82	---	---	---	82	4-2	4-2	8-4
83	---	---	---	83	---	---	---	83	---	---	---	83	3-3	1-5	4-8
84	---	---	---	84	---	---	---	84	---	---	---	84	3-3	2-4	5-7
85	---	---	---	85	---	---	---	85	---	---	---	85	2-4	4-2	6-6
86	---	---	---	86	---	---	---	86	---	---	---	86	3-3	1-5	4-8
87	---	---	---	87	---	---	---	87	---	---	---	87	3-3	2-4	5-7
88	---	---	---	88	---	---	---	88	---	---	---	88	2-4	2-4	4-8
89	---	---	---	89	---	---	---	89	---	---	---	89	5-1	3-3	8-4
90	---	---	---	90	---	---	---	90	---	---	---	90	4-2	3-3	7-5
91	---	---	---	91	---	---	---	91	---	---	---	91			

ANNUAL SEASON SERIES (CONTINUED)

KANSAS CITY				LOS ANGELES (AL)				MINNESOTA				NEW YORK (AL)				OAKLAND			
YR	HOME	ROAD	TOTAL	YR	HOME	ROAD	TOTAL	YR	HOME	ROAD	TOTAL	YR	HOME	ROAD	TOTAL	YR	HOME	ROAD	TOTAL
69				69				69				69				69			
70				70				70				70				70			
71				71				71				71				71			
72				72				72				72				72			
73				73				73				73				73			
74				74				74				74				74			
75				75				75				75				75			
76				76				76				76				76			
77				77				77				77				77			
78				78				78				78				78			
79				79				79				79				79			
80				80				80				80				80			
81				81				81				81				81			
82				82				82				82				82			
83				83				83				83				83			
84				84				84				84				84			
85				85				85				85				85			
86				86				86				86				86			
87				87				87				87				87			
88				88				88				88				88			
89				89				89				89				89			
90				90				90				90				90			
91				91				91				91				91			
92				92				92				92				92			
93				93				93				93				93			
94				94				94				94				94			
95				95				95				95				95			
96				96				96				96				96			
97				97				97				97		2-1	2-1	97			
98				98				98				98	1-2	1-2	98				
99				99				99				99		1-2	99				
00				00				00				00	1-2	1-2	00				
01			3-0	01				01				01		1-2	01				
02				02				02				02		1-2	02				
03				03	1-2		1-2	03				03			03			0-3	
04			2-1	04				04	0-3		0-3	04			04				
05				05			2-1	05				05			05		3-0	3-0	
06				06				06				06		2-1	06				
07				07				07		2-1	2-1	07			07				
08				08	1-2		1-2	08		0-3	0-3	08			08				
09				09				09				09		2-1	09				
10	2-1		2-1	10				10				10			10				
11				11			0-3	11				11			11				
12				12				12				12	0-3		12			0-3	
13				13				13				13			13				
14			2-1	14	1-2		1-2	14				14			14		0-3	0-3	
15				15				15				15	2-0	1-1	15			3-1	
16			2-1	16				16				16			16				
17			2-1	17	1-1	1-1	2-2	17	3-0		3-0	17			17		2-1	2-1	
18				18				18				18	1-1	1-1	18		3-0	2-7	
TOT	5-1	6-3	11-4	TOT	4-7	3-5	7-12	TOT	5-4	2-4	7-8	TOT	7-9	8-8	15-17	TOT	3-0	2-7	5-7
70s				70s				70s				70s				70s			
80s				80s				80s				80s				80s			
90s				90s				90s				90s				90s			
00s	3-0	2-1	5-1	00s	2-4	2-1	4-5	00s	0-3	2-4	2-7	00s	1-2	3-3	4-5	00s	3-0	0-6	3-6
10s	2-1	4-2	6-3	10s	2-3	1-4	3-7	10s	5-1		5-1	10s	3-4	2-2	5-6	10s	2-4	2-4	2-4
Nats	2-1	4-2	6-3	Nats	3-5	3-5	6-10	Nats	5-1	2-4	7-5	Nats	5-5	4-3	9-8	Nats	3-0	2-4	5-4

SEATTLE				TAMPA BAY				TEXAS				TORONTO			
YR	HOME	ROAD	TOTAL	YR	HOME	ROAD	TOTAL	YR	HOME	ROAD	TOTAL	YR	HOME	ROAD	TOTAL
69				69				69				69			
70				70				70				70			
71				71				71				71			
72				72				72				72			
73				73				73				73			
74				74				74				74			
75				75				75				75			
76				76				76				76			
77				77				77				77			
78				78				78				78			
79				79				79				79			
80				80				80				80			
81				81				81				81			
82				82				82				82			
83				83				83				83			
84				84				84				84			
85				85				85				85			
86				86				86				86			
87				87				87				87			
88				88				88				88			
89				89				89				89			
90				90				90				90			
91				91				91				91			
92				92				92				92			
93				93				93				93			
94				94				94				94			
95				95				95				95			
96				96				96				96			
97				97			2-1	97				97		2-1	2-1
98				98			2-1	98				98	0-2	0-2	0-4
99				99	2-1		2-1	99				99	1-2	1-2	2-4
00				00			1-2	00				00	1-2	1-2	2-4
01				01	2-1		2-1	01				01	2-1	1-2	3-3
02				02				02				02	3-0	1-2	4-2
03			2-1	03				03	3-0		3-0	03	1-2	2-1	3-3
04			0-3	04				04				04	2-1	1-2	3-3
05	3-0		3-0	05				05		1-2	1-2	05	2-1	1-2	3-3
06				06	2-1		2-1	06				06		0-3	0-3
07				07				07				07		1-2	1-2
08			3-0	08			3-0	08	1-2		1-2	08			2-1
09				09			0-3	09				09	2-1		2-1
10				10				10				10			
11	3-0		3-0	11				11				11			
12				12	2-1		2-1	12				12		3-0	3-0
13				13				13				13			
14			2-1	14			1-1	14	2-1		2-1	14			
15				15	0-2		1-3	15				15	1-2		1-2
16				16				16				16			
17			2-1	17				17	0-3		0-3	17			
18				18	2-0	0-2	2-2	18				18		0-3	0-3
TOT	8-1	7-5	15-6	TOT	10-6	4-9	14-15	TOT	6-6	1-2	7-8	TOT	15-14	14-23	29-38
70s				70s				70s				70s			
80s				80s				80s				80s			
90s				90s				90s				90s			
00s	3-0	5-4	8-4	00s	2-1	2-1	4-2	00s	4-2	1-2	5-4	00s	1-4	3-5	4-9
10s	5-1	2-1	7-2	10s	4-3	1-3	5-6	10s	2-4		2-4	10s	13-8	8-16	21-24
Nats	8-1	5-1	13-2	Nats	10-1	5-3	15-4	Nats	3-6	1-2	4-8	Nats	1-2	3-3	4-5



## HISTORY & RECORDS

### NATIONALS FRANCHISE YEAR-BY-YEAR AGAINST NATIONAL LEAGUE OPPONENTS

YEAR	ARI	ATL	CHI	CIN	COL	HOU	LAD	MIA	MIL	NYM	PHI	PIT	STL	SDP	SFG	IL PLAY	TOT
1969	—	4-8	8-10	4-8	—	1-11	2-10	—	—	5-13	11-7	5-13	7-11	4-8	1-11	—	52-110
1970	—	6-6	5-13	5-7	—	4-8	4-8	—	—	10-8	11-7	9-9	7-11	6-6	6-6	—	73-89
1971	—	5-7	10-8	5-7	—	8-4	4-8	—	—	9-9	6-12	7-11	4-14-1	6-5	7-5	—	71-90-1
1972	—	8-4	5-10	4-8	—	4-8	6-6	—	—	6-12	10-6	6-12	9-8	6-6	6-6	—	70-86
1973	—	6-6	9-9	4-8	—	6-6	5-7	—	—	9-9	13-5	6-12	8-10	7-5	6-6	—	79-83
1974	—	3-9	13-5	6-6	—	6-6	4-8	—	—	9-9	11-7	9-9	8-9	6-6	4-8	—	79-82
1975	—	4-8	9-9	4-8	—	4-8	7-5	—	—	10-8	7-11	7-11	11-7	7-5	5-7	—	75-87
1976	—	4-8	7-11	3-9	—	2-10	2-10	—	—	8-10	3-15	8-10	7-11	4-8	7-5	—	55-107
1977	—	6-6	8-10	5-7	—	4-8	5-7	—	—	10-8	7-11	7-11	12-6	5-7	6-6	—	75-87
1978	—	7-5	11-7	4-8	—	6-6	4-8	—	—	8-10	9-9	7-11	9-9	6-6	5-7	—	76-86
1979	—	9-1	12-6	6-6	—	5-7	6-6	—	—	15-3	11-7	7-11	10-8	7-5	7-5	—	95-65
1980	—	7-5	12-6	9-3	—	7-5	1-11	—	—	10-8	9-9	6-12	12-6	10-2	7-5	—	90-72
1981	—	7-3	7-4	4-5	—	2-5	2-5	—	—	9-3	7-4	10-3	6-9	4-2	2-5	—	60-48
1982	—	7-5	12-6	8-4	—	8-4	4-8	—	—	11-7	8-10	7-11	10-8	7-5	4-8	—	86-76
1983	—	5-7	11-7	8-4	—	4-8	5-7	—	—	8-10	8-10-1	8-10	9-9	8-4	8-4	—	81-81-1
1984	—	7-5	7-10	5-7	—	5-7	6-6	—	—	7-11	11-7	7-11	9-9	7-5	7-5	—	78-83
1985	—	9-3	11-7	4-8	—	6-6	5-7	—	—	9-9	8-10	9-8	11-7	5-7	7-5	—	84-77
1986	—	7-4	10-8	5-7	—	4-8	7-5	—	—	8-10	8-10	11-7	9-9	4-8	5-7	—	78-83
1987	—	9-3	8-10	6-6	—	5-7	9-3	—	—	8-10	10-8	11-7	11-7	9-3	5-7	—	91-71
1988	—	8-4	9-9	7-5	—	6-6	4-8	—	—	6-12	9-9-1	8-10	13-5	4-8	7-5	—	82-80-1
1989	—	6-6	8-10	8-4	—	8-4	5-7	—	—	9-9	9-9	11-7	5-13	5-7	7-5	—	81-81
1990	—	6-6	7-11	3-9	—	7-5	6-6	—	—	8-10	10-8	13-5	11-7	7-5	7-5	—	85-77
1991	—	7-5	7-10	6-6	—	10-2	7-5	—	—	4-14	4-14	6-12	7-11	6-6	7-5	—	71-90
1992	—	8-4	11-7	7-5	—	4-8	8-4	—	—	12-6	9-9	9-9	6-12	8-4	5-7	—	87-75
1993	—	5-7	8-5-1	8-4	9-3	7-5	6-6	8-5	—	9-4	6-7	8-5	7-6	10-2	3-9	—	94-68-1
1994	—	5-4	4-2	2-4	2-4	4-2	9-3	7-2	—	4-3	5-4	8-2	7-3	12-0	5-7	—	74-40
1995	—	4-9	5-3	4-8	1-7	3-9	5-7	7-6	—	7-6	8-5	4-4	4-3	7-5	7-6	—	66-78
1996	—	3-10	6-6	9-3	9-3	9-4	3-9	8-5	—	7-6	6-7	7-5	8-4	4-8	9-4	—	88-74
1997	—	2-10	7-4	5-6	4-7	3-8	4-7	5-7	—	5-7	6-6	5-6	6-5	8-3	6-5	12-3	78-84
1998	7-2	6-6	2-7	1-8	2-7	2-7	4-5	7-5	3-6	8-4	5-7	2-7	3-6	4-4	3-6	6-10	65-97
1999	3-6	4-9	5-2	3-4	3-6	2-7	4-5	4-8	4-5	5-8	6-6	3-6	5-4	5-3	4-5	8-10	68-94
2000	5-4	7-6	5-4	3-6	2-7	5-4	3-5	6-7	5-4	3-9	5-7	3-4	2-5	3-6	3-6	7-11	67-95
2001	3-3	6-13	3-3	2-4	4-3	0-6	4-2	7-12	2-4	8-11	9-10	5-1	2-4	3-3	2-5	8-10	68-94
2002	2-4	6-13	3-3	5-1	2-4	3-3	2-5	9-10	4-2	11-8	11-8	3-3	3-3	3-4	4-2	12-6	83-79
2003	2-4	7-12	3-3	4-2	4-3	3-3	2-4	6-13	6-0	14-5	8-11	3-3	1-5	4-2	7-0	9-9	83-79
2004	6-0	4-15	3-3	2-4	4-2	4-2	3-4	8-11	1-5	9-10	7-12	4-2	3-3	1-6	1-5	7-11	67-95
2005	4-2	9-10	5-1	1-5	4-2	2-5	4-2	9-9	4-4	8-11	11-11	5-1	2-4	1-5	3-3	12-6	81-81
2006	5-1	8-10	4-2	1-5	0-8	4-4	2-4	7-11	5-1	6-12	10-9	3-3	3-4	1-5	5-1	7-11	71-91
2007	1-6	7-11	1-6	6-1	3-4	5-2	1-5	10-8	2-4	9-9	6-12	2-4	5-1	2-4	4-3	9-9	73-89
2008	2-4	12-6	3-3	3-4	3-4	2-4	3-3	3-4	2-6	6-12	6-12	4-3	1-5	1-5	0-7	8-10	59-102
2009	5-1	8-10	2-5	4-3	0-6	3-3	2-3	6-12	3-5	8-10	3-15	3-5	1-6	2-4	2-4	7-11	59-103
2010	4-3	10-8	2-4	3-4	3-5	4-4	3-3	5-13	2-4	9-9	6-12	5-1	3-3	3-3	2-4	5-13	69-93
2011	3-5	9-9	4-3	2-4	3-4	3-3	2-4	7-11	3-3	10-8	10-8	4-4	4-2	4-3	4-3	8-7	80-81
2012	4-2	10-8	6-1	5-2	3-4	7-1	2-4	9-9	5-3	14-4	9-9	2-3	4-3	3-2	5-1	10-8	98-64
2013	4-2	6-13	4-3	4-3	4-3	in AL	1-5	14-5	4-3	12-7	11-8	3-4	0-6	5-2	3-3	11-9	86-76
2014	6-1	8-11	4-3	3-3	5-1	in AL	4-2	13-6	4-2	15-4	9-10	4-3	2-5	4-3	5-2	10-10	96-66
2015	4-3	14-5	3-4	1-5	3-3	in AL	2-4	10-9	4-3	8-11	12-7	4-3	2-4	5-2	3-4	8-12	83-79
2016	5-2	15-4	2-5	4-3	2-4	in AL	1-5	10-9	2-4	12-7	14-5	4-2	5-2	4-4	4-3	12-8	95-67
2017	4-2	10-9	4-3	6-1	4-3	in AL	3-3	13-6	3-4	13-6	11-8	3-4	3-3	5-2	5-1	10-10	97-65
2018	5-2	9-10	3-4	6-1	2-5	in AL	1-5	13-6	2-4	8-11	11-8	5-2	2-5	4-2	2-4	9-11	82-80
TOTAL	84-59	349-366	328-295-1	227-253	85-112	201-243	198-279	211-219	70-76	436-420	417-438-2	300-322	299-320-1	255-225	239-248	195-205	3884-4080-4

### NATIONALS FRANCHISE YEAR-BY-YEAR AGAINST AMERICAN LEAGUE OPPONENTS

YEAR	BAL	BOS	CWS	CLE	DET	HOU	KCR	LAA	MIN	NYJ	OAK	SEA	TBR	TEX	TOR	vs. AL
1997	2-1	3-0	—	—	3-0	in NL	—	—	—	2-1	—	—	—	—	2-1	12-3
1998	3-0	0-3	—	—	—	in NL	—	—	—	1-2	—	—	2-1	—	0-4	6-10
1999	0-3	3-0	—	—	—	in NL	—	—	—	1-2	—	—	2-1	—	2-4	8-10
2000	3-0	0-3	—	—	—	in NL	—	—	—	1-2	—	—	1-2	—	2-4	7-11
2001	1-2	1-2	—	—	—	in NL	—	—	—	1-2	—	—	2-1	—	3-3	8-10
2002	—	—	—	—	—	in NL	—	—	—	—	—	—	—	—	4-2	12-6
2003	—	—	—	—	—	in NL	—	1-2	—	—	—	—	—	—	3-3	9-9
2004	—	—	2-1	—	—	in NL	2-1	—	0-3	—	—	0-3	—	3-0	3-3	7-11
2005	—	—	—	—	—	in NL	—	2-1	—	—	3-0	3-0	—	1-2	3-3	12-6
2006	3-3	0-3	—	—	—	in NL	—	—	—	2-1	—	—	2-1	—	0-3	7-11
2007	4-2	—	—	—	2-1	in NL	—	—	2-1	—	—	—	—	—	1-2	9-9
2008	3-3	—	—	—	2-1	in NL	—	1-2	0-3	—	—	3-0	—	1-2	—	8-10
2009	2-4	1-2	—	—	—	in NL	—	—	—	2-1	—	—	0-3	—	2-1	7-11
2010	2-4	—	0-3	1-2	0-3	in NL	2-1	—	—	—	—	—	—	—	—	5-13
2011	3-3	—	2-1	—	—	in NL	—	0-3	—	—	—	3-0	—	—	—	8-7
2012	2-4	3-0	—	—	—	in NL	—	—	—	0-3	—	—	2-1	—	3-0	10-8
2013	1-3	—	3-0	1-2	2-2	—	2-1	—	2-1	—	—	—	—	—	—	11-9
2014	1-3	—	—	—	—	4-0	—	1-2	—	—	0-3	2-1	—	2-1	—	10-10
2015	2-4	1-2	—	—	—	—	—	—	—	3-1	—	—	1-3	—	1-2	8-12
2016	1-3	—	2-1	2-2	2-1	—	2-1	—	3-0	—	—	—	—	—	—	12-8
2017	2-2	—	—	—	—	2-1	—	2-2	—	—	2-1	2-1	—	0-3	—	10-10
2018	5-1	0-3	—	—	—	—	—	—	2-2	—	—	—	2-2	—	0-3	9-11
TOTAL	40-45	12-18	11-7	8-8	8-11	6-1	11-4	7-12	7-8	15-17	5-7	15-6	14-15	7-8	29-38	195-205



FRANCHISE RECORD BOOK—MONTREAL EXPOS (1969-2004) AND WASHINGTON NATIONALS (2005-PRESENT)

**Washington Nationals (2005-present)**  
RFK Stadium (2005-07), Nationals Park (2008-present)  
**Montreal Expos (1969-2004)**  
Jarry Park (1969-76), Olympic Stadium (1977-2004)

CATEGORY	CLUB GENERAL	RECORD
Most Wins, Season		98 [2012]
Most Wins, Season Home		56 [1979]
Most Wins, Season Road		50 [2017]
Most Wins, Month		23 [Sept., 1979]
Most Losses, Season		110 [1969]
Most Losses, Season Home		57 [1969]
Most Losses, Season Road		56 [2008]
Most Losses, Month		26 [Sept./Oct., 1976]
Most Consecutive Wins		10 [5 times; last: Aug. 12-Aug. 21, 2014]
Most Consecutive Wins, Home		13 [Aug. 28-Sept. 15, 1979]
Most Consecutive Wins, Road		9 [July 29-Aug. 10, 1994, Sept. 12-26, 2011 and May 10-30, 2018]
Most Consecutive Losses		20 [May 13-June 7, 1969]
Most Consecutive Losses, Home		12 [May 13-June 4, 1969]
Most Consecutive Losses, Road		16 [Sept. 9, 2008-April 25, 2009]
Most Wins Over One Club, Season		15 [NYM in 1979, NYM in 2014 and ATL in 2016]
Most Wins Over One Club, Home		10 [ATL, 2015]
Most Wins Over One Club, Road		9 [at NYM, 2014]
Most Wins Over One Club, Consecutive		15 [SDP, 1993-95]
Most Losses To One Club, Season		15 [PHI in 1976, ATL in 2004 and PHI in 2009]
Most Losses To One Club, Home		8 [ATL in 2001 and NYM in 2006]
Most Losses To One Club, Road		9 [FLA in 2003]
Most Losses To One Club, Consecutive		11 [LAD in 1980]
Most Shut-Out Wins, Season		19 [2014]
Most Times Shut Out, Season		21 [2008]
<b>MARGIN OF VICTORY</b>		
Largest Margin of Victory		21 [July 30, 1978 vs. MIA (W25-4)]
Largest Margin of Victory, Shutout		19 [July 30, 1978 at ATL]
Largest Margin of Defeat		18 [May 24, 2000 at SF (L0-18)]
Largest Margin of Victory, Shutout		18 [May 24, 2000 at SFG]
<b>ONE-RUN GAMES</b>		
Most Consecutive One-Run Games		7 [Aug. 26-Sept. 2, 1995]
Most Consecutive One-Run Wins		12 [June 3-July 5, 2005]
Most Consecutive One-Run Losses		13 [July 9-Aug. 6, 2005]
<b>DEFICITS OVERCOME</b>		
Largest Deficit Overcome To Win		9 [May 16, 1997 vs. SFG (down 2-11, W14-13) and July 15, 2018 vs. MIA (down 0-9, W14-12)]
Largest Deficit Overcome To Win, Home		9 [May 16, 1997 vs. SFG (down 2-11, W14-13) and July 15, 2018 vs. MIA (down 0-9, W14-12)]
Largest Deficit Overcome To Win, Road		8 [April 28, 2015 at ATL (down 2-10, W13-12)]
Largest Deficit Overcome To Win, 9th Inning or Later		4 [MANY TIMES; last: June 21, 2011 vs. SEA (down 5-1 after 8, W6-5)]
<b>LEADS RELINQUISHED</b>		
Largest Lead Relinquished In Loss		9 [July 20, 2012 vs. ATL (up 9-0 after 5, L10-11)]
Largest Lead Relinquished In Loss, Home		9 [July 20, 2012 vs. ATL (up 9-0 after 5, L10-11)]
Largest Lead Relinquished In Loss, Road		7 [Aug. 28, 1998 at SD (led 8-1, L8-12)]
Largest Lead Relinquished In Loss, 9th Inning or Later		6 [Sept. 13, 1997 at NYM (led 6-0 in 9th inn., L6-9 in 11 inn.)]





## HISTORY &amp; RECORDS

## LENGTH OF GAME

Longest Game, 9 innings.....	4:22 [Oct. 1, 2017 vs. PIT (L8-11)]
Longest Game, 9-inning Home.....	4:22 [Oct. 1, 2017 vs. PIT (L8-11)]
Longest Game, 9-inning Road.....	4:01 [Sept. 25, 2016 at PIT W(10-7)]
Longest Game, Extra Innings.....	6:14 [Aug. 23, 1989 vs. LAD (22 inn., L0-1)]
Longest Game, Extra Innings, Home.....	6:14 [Aug. 23, 1989 vs. LAD (22 inn., L0-1)]
Longest Game, Extra Innings, Road.....	5:34 [Sept. 3, 2014 at LAD (14 inn., W8-5)]
Longest Game, Innings Played.....	22 [Aug. 23, 1989 vs. LAD (L0-1)]
Longest Game, Innings Played, Home.....	22 [Aug. 23, 1989 vs. LAD (L0-1)]
Longest Game, Innings Played, Road.....	19 [July 7, 1985 vs. HOU (W6-3)]
Shortest Game, 9 innings.....	1:36 [July 6, 1969 at PHI (G2, W5-0)]
Shortest Game, 9-inning Home.....	1:38 [April 18, 1973 vs. PHI (W2-1)]
Shortest Game, 9-inning Road.....	1:36 [July 6, 1969 at PHI (G2, W5-0)]
Shortest Game, Extra Innings.....	2:04 [Sept. 21, 1982 at NYM (10 inn., G1, L1-2)]
Shortest Game, Extra Innings, home.....	2:10 [July 31, 1977 vs. LAD (10 inn., L2-8)]
Shortest Game, Extra Innings, road.....	2:04 [Sept. 21, 1982 at NYM (10 inn., G1, L1-2)]

## PERSONNEL

Most Players Used, Season.....	57 [2006]
Fewest Players Used, Season.....	30 [1972]
Most Players Used, Game.....	26 [Sept. 3, 2014 at LAD (14 inn., W8-5)]
Most Players Used, 9-innings.....	24 [Sept. 25, 2016 at PIT, W10-7]
Most Players Used, Game, Both Clubs.....	51 [Sept. 7, 2008 at ATL (ATL 28, WSH 23) and Sept. 3, 2014 at LAD (WSH 26, LAD 25)]

## CATEGORY

## CLUB BATTING

## RECORD

## RUNS SCORED

Most Runs Scored, Season.....	819 [2017]
Most Runs Scored, Game.....	25 [July 31, 2018 vs. NYM (W25-4)]
Most Runs Scored, Extra-Inning Game.....	14 [Aug. 13, 1999 at COL (10 inn., W14-13)]
Most Runs Scored, Win.....	25 [July 31, 2018 vs. NYM (W25-4)]
Most Runs Scored, Loss.....	11 [Aug. 14, 1982 vs. PHI (L11-15) and April 27, 2009 at PHI (L11-13)]
Most Runs Scored, Home.....	25 [July 31, 2018 vs. NYM (W25-4)]
Most Runs Scored, Road.....	21 [April 28, 1996 at COL (W21-9)]
Most Runs Scored, Home Win.....	25 [July 31, 2018 vs. NYM (W25-4)]
Most Runs Scored, Home Loss.....	11 [Aug. 14, 1982 vs. PHI (L11-15)]
Most Runs Scored, Road Win.....	21 [April 28, 1996 at COL (W21-9)]
Most Runs Scored, Road Loss.....	11 [April 27, 2009 at PHI (L11-13)]
Most Runs Scored, Inning.....	13 [May 7, 1997 at SFG (6th inn., W19-3)]
Most Runs Scored, In An Extra Inning.....	6 [MANY TIMES; last: July 23, 2012 at NYM, 10th inn. (10 inn., W8-2)]
Most Runs Scored, 3-Game Series.....	35 [June 13-15, 1994 vs. PIT]
Most Runs Scored, 4-Game Series.....	46 [April 24-27, 2017 at COL]
Most Combined Runs, Game (Both Teams).....	32 [Sept. 24, 1985 at CHI (W17-15)]
Most Consecutive Games, Scoring Run(s).....	110 [April 29-Aug. 24, 1982]
Most Consecutive Games, Shut Out.....	3 [May 19-21, 1972, Sept. 26-30, 1972 and Aug. 22-25, 2018]

## BATTING AVERAGE, ON-BASE, SLUGGING PERCENTAGES

Highest Batting Average, Season.....	.278 [1994]
Highest On-Base Percentage, Season.....	.343 [1994]
Highest Slugging Percentage, Season.....	.449 [2017]

## AT-BATS

Most At-Bats, Season.....	5675 [1977]
Most At-Bats, Game.....	54 [May 7, 1997 at SFG (W19-3)]
Most At-Bats, Extra-Innings.....	82 [May 21, 1977 vs. SDP (21 inn., L8-11)]

**HITS**

Most Hits, Season.....	1482 [1983]
Most Hits, Game.....	28 [July 30, 1978 at ATL (W19-0)]
Most Hits, Game, Extra Innings.....	25 [May 21, 1977 vs. SDP (21 inn., L8-11)]
Most Hits, Game, Win.....	28 [July 30, 1978 at ATL (W19-0)]
Most Hits, Game, Loss.....	25 [May 21, 1977 vs. SDP (21 inn., L8-11)]
Most Hits, Inning.....	13 [May 7, 1997 at SFG (6th inn., W19-3)]
Most Consecutive Plate Appearances with a Hit.....	8 [May 7, 1997 at SFG (6th inn., W19-3) & Aug. 20, 2016 at ATL (4th inn., W11-9)]
Fewest Hits, Season (Min. 140 games).....	1205 [1972]
Fewest Hits, Game.....	0 [MANY TIMES; last: July 18, 1999 at NYY]
Fewest Hits, Game, Win.....	1 [Sept. 5, 1982 vs. ATL and Sept. 3, 1997 vs. BOS]
Fewest Hits, Game, Loss.....	0 [MANY TIMES; last: July 18, 1999 at NYY]

**EXTRA-BASE HITS**

Most Extra-Base Hits, Season.....	557 [2017]
Most Extra-Base Hits, Game.....	14 [July 30, 1978 at ATL (W19-0)]

**SINGLES**

Most Singles, Season.....	1042 [1983]
Most Singles, Game.....	17 [Aug. 5, 1982 at PHI (W19-2)]

**DOUBLES**

Most Doubles, Season.....	339 [1997]
Most Doubles, Game.....	8 [MANY TIMES, last: July 5, 2014 vs. CHI (W13-0)]

**TRIPLES**

Most Triples, Season.....	61 [1980]
Most Triples, Game.....	4 [July 8, 1994 at SDP (W14-0)]

**HOME RUNS**

Most Home Runs, Season.....	215 [2017]
Most Home Runs, Season, Home Games.....	107 [2017]
Most Home Runs, Season, Road Games.....	108 [2017]
Most Home Runs, Season, Off One Opponent.....	31 [NYM in 2013 and 2017]
Most Home Runs, Game.....	8 [July 30, 1978 at ATL (W19-0) and July 27, 2017 vs. MIL (W15-2)]
Most Home Runs, Game, Home.....	8 [July 27, 2017 vs. MIL (W15-2)]
Most Home Runs, Game, Road.....	8 [July 30, 1978 at ATL (W19-0)]
Most Home Runs, Inning.....	5 [July 27, 2017 vs. MIL (W15-2)]
Most Consecutive Plate Appearances With A Home Run.....	4 [July 27, 2017 vs. MIL (W15-2)]
Most Consecutive Games Hitting at Least One Home Run.....	16 [May 18-June 5, 1999]
Most Pinch-Hit Home Runs, Season.....	12 [2016]
Most Pinch-Hit Home Runs, Game.....	2 [July 13, 1973 at ATL (G1, W11-7) and May 13, 2016 vs. MIA (W5-3)]
Most Grand Slams, Season.....	9 [1996]

**RBI**

Most RBI, Season.....	796 [2017]
Most RBI, Game.....	25 [July 31, 2018 vs. NYM (W25-4)]
Most RBI, Inning.....	13 [May 7, 1997 at SFG (6th inn., W19-3)]

**WALKS/STRIKEOUTS**

Most Walks, Season.....	695 [1973]
Most Walks, 9-inning Game.....	14 [Sept. 15, 2018 vs. ATL (W, 7-1)]
Most Walks, Extra Innings.....	14 [June 2, 1980 vs. CHI (13 inn., W8-7)]
Most Intentional Walks, Season.....	85 [2002]
Most Strikeouts, Season.....	1344 [2015]
Most Strikeouts, 9-inning Game.....	18 [Oct. 3, 2015 at NYM (G2, W2-0)]
Most Strikeouts, Extra Innings.....	19 [Aug. 28, 2011 at CIN (14 inn., L4-5.)]
Most Strikeouts, Inning.....	4 [MANY TIMES; last: April 28, 2013 vs. CIN (L2-5)]



## HISTORY & RECORDS

### STOLEN BASES

Most Stolen Bases, Season.....	237 [1980]
Most Stolen Bases, Game.....	7 [MANY TIMES; last: June 27, 2017 vs. CHI (W6-1)]
Most Stolen Bases, Inning.....	5 [June 9, 1995 at SFG (6th inn., W9-3)]
Most Times Caught Stealing, Season.....	100 [1991]
Most Times Caught Stealing, Game.....	4 [MANY TIMES; last: Sept. 18, 2002 at FLA (W4-2)]

### MISCELLANEOUS

Most Total Bases, Season.....	2495 [2017]
Most Total Bases, Game.....	58 [July 30, 1978 at ATL (W19-0)]
Most Times Hit By Pitch, Season.....	89 [2005]
Most Times Hit By Pitch, Game.....	4 [MANY TIMES; last: June 5, 2011 at ARI (W9-4)]
Most Sacrifice Flies, Season.....	63 [2016]
Most Sacrifice Flies, Game.....	4 [May 28, 1980 at CHI (14 inn., L4-8) and May 24, 1994 at FLA (W11-1)]
Most Sacrifice Bunts, Season.....	115 [1973]
Most Sacrifice Bunts, Game.....	5 [May 14, 1974 at PHI (W9-2) and Sept. 27, 2006 vs. PHI (L7-8)]
Most GIDP, Season.....	153 [2008]
Most GIDP, Game.....	6 [May 8, 1988 vs. HOU (L2-7)]
Most Runners Left On Base, Season.....	1226 [1974]
Most Runners Left On Base, 9-inning Game.....	17 [June 2, 2004 at ATL (W8-4) and April 20, 2014 (W3-2)]
Most Runners Left On Base, Extra Innings.....	23 [May 21, 1977 vs. SDP (21 inn., L8-11)]
Most Pinch Hits, Season.....	67 [2006]
Most Pinch Hits, Game.....	4 [Sept. 11, 1981 at CHI (L5-6)]
Most Pinch Hits, Extra Innings.....	4 [Sept. 7, 1992 vs. STL (10 inn., L7-8)]

### CATEGORY

### CLUB PITCHING

### RECORD

#### EARNED RUN AVERAGE

Highest ERA, Season.....	5.13 [2000]
Lowest ERA, Season.....	3.03 [2014]

#### COMPLETE GAMES

Most Complete Games, Season.....	49 [1971]
Fewest Complete Games, Season.....	0 [2007]
Most Consecutive Complete Games.....	4 [June 28-July 1 and 1974 June 7-11, 1981]

#### SHUTOUTS

Most Shutouts, Season.....	19 [2014]
Fewest Shutouts, Season.....	3 [2002, 2006 and 2009]
Most Consecutive Shutouts.....	4 [May 8-12, 1985]

#### HITS ALLOWED

Most Hits Allowed, Season.....	1575 [2000]
Most Hits Allowed, Game.....	24 [May 3, 2000 at COL (L7-16)]
Fewest Hits Allowed, Game.....	0 [Three times; last: Oct. 3, 2015 (W2-0)]
Most Hits Allowed, Inning.....	9 [MANY TIMES; last: April 8, 2017 at PHI (1st inn., L3-17)]

#### RUNS ALLOWED

Most Runs Allowed, Season.....	902 [2000]
Most Runs Allowed, Game.....	20 [May 19, 2001 vs. SDP (L7-20)]
Fewest Runs Allowed, Season (Min. 140 Games).....	555 [2014]
Most Runs Allowed, Inning.....	12 [April 8, 2017 at PHI (1st inn., L3-17)]



**EARNED RUNS ALLOWED**

Most Earned Runs Allowed, Season.....	812 [2000]
Most Earned Runs Allowed, Game.....	19 [May 1, 1989 vs. CIN (L6-19) and May 19, 2001 vs. SDP (L7-20)]
Fewest Earned Runs Allowed, Season (Min. 140 Games).....	495 [2014]

**HOME RUNS ALLOWED**

Most Home Runs Allowed, Season.....	198 [2018]
Most Home Runs Allowed, Game.....	7 [April 5, 1997 vs. COL (L3-15) and June 4, 2003 vs. ANA (L2-11)]
Fewest Home Runs Allowed, Season (Min. 140 Games).....	89 [1976]
Most Home Runs Allowed, Inning.....	4 [June 21, 1971 at Atlanta - (G1) (8th inn., L4-6)]
Most Home Runs Allowed, Consecutive Batters.....	3 [MANY TIMES; last: July 21, 2017 at ARI (L5-6)]
Most Home Runs Allowed, Month.....	49 [Aug. 2009]
Most Consecutive Games Not Allowing Home Run.....	13 [May 5-23, 1980]
Most Grand Slams Allowed, Season.....	12 [2000]

**HIT BATSMEN**

Most Hit Batsmen, Season.....	92 [2006]
Most Hit Batsmen, Game.....	4 [MANY TIMES; last: July 20, 2005 (L2-3)]
Fewest Hit Batsmen, Season (Min. 140 Games).....	21 [1984 and 1985]
Most Hit Batsmen, Inning.....	3 [Aug. 15, 1992 vs. STL (1st inn., L4-6)]

**WALKS**

Most Walks Issued, Season.....	716 [1970]
Most Walks Issued, 9-inning Game.....	15 [July 9, 1973 vs. CIN (L6-11)]
Most Walks Issued, Game, Extra Innings.....	13 [MANY TIMES; last: Aug. 8, 2010 (12 inn., L4-5)]
Fewest Walks Issued, Season (Min. 140 Games).....	352 [2014]
Most Intentional Walks Issued, Season.....	93 [2006]
Most Intentional Walks Issued, 9-inning Game.....	4 [Aug. 18, 1988 vs. SDP (L4-5) and Sept. 8, 2006 at COL (L8-11)]
Most Intentional Walks Issued, Game, Extra Innings.....	5 [May 28, 1980 at CHI (14 inn., L4-8)]

**STRIKEOUTS**

Most Strikeouts, Season.....	1476 [2016]
Most Strikeouts, 9-inning Game.....	20 [May 11, 2016 vs. DET (W3-2)]
Most Strikeouts, Game, Extra Innings.....	20 [Aug. 17, 2013 at ATL (15 inn., W8-7) and April 24, 2016 vs. MIN (16 inn., W6-5)]
Most Consecutive Strikeouts.....	9 [Oct. 3, 2015 at NYM (W3-2)]
Most Strikeouts, Inning.....	4 [MANY TIMES; last: April 26, 2006 vs. CIN (8th inn.)]
Most Strikeouts, Game, Bullpen.....	19 [Aug. 17, 2013 at ATL (15 inn., W8-7)]

**WILD PITCHES**

Most Wild Pitches, Season.....	74 [2009]
Most Wild Pitches, Game.....	6 [April 10, 1982 at PHI (W11-3)]
Most Wild Pitches, Inning.....	3 [MANY TIMES; last: Sept. 3, 2013 at PHI (6th inn., W9-6)]

**RELIEF PITCHING**

Most Relief Appearances, Season.....	588 [2007]
Most Relief Appearances, Game.....	9 [Sept. 3, 2014 at LAD (14 inn., W8-5) and Sept. 7, 2016 vs. ATL (11 inn., W5-4)]
Most Relief Innings, Season.....	590.2 [2007]
Most Relief Innings, Game.....	17.0 [(G1) June 28, 1974 vs. CHI (18 inn., L7-8)]
Most Relief Wins, Season.....	36 [1990]
Lowest Relief ERA, Season.....	2.54 [1974]

**SAVES**

Most Saves, Season.....	61 [1993]
Fewest Saves, Season.....	21 [1969 and 1976]

**PERSONNEL**

Most Pitchers Used, Season.....	30 [2009]
Fewest Pitchers Used, Season.....	12 [1971 and 1972]
Most Pitchers Used, Game.....	9 [Sept. 18, 2007 vs. NYM (W9-8) and Sept. 25, 2016 at PIT (W10-7)]
Most Pitchers Used, Extra Innings.....	10 [Sept. 3, 2014 at LAD (14 inn., W8-5) and Sept. 7, 2016 vs. ATL (11.0 inn., W5-4)]



## HISTORY &amp; RECORDS

CATEGORY	CLUB FIELDING	RECORD
<b>FIELDING PERCENTAGE</b>		
Highest Fielding Percentage, Season .....		.989 [2018]
Lowest Fielding Percentage, Season.....		.971 [1969]
<b>ERRORS</b>		
Most Errors, Season.....		184 [1969]
Most Errors, Game.....	6 [MANY TIMES; last: Sept. 8, 2006 at COL (L8-11)]	
Fewest Errors, Season (Min. 140 Games) .....		64 [2018]
Most Errors, Inning.....	5 [April 14, 1969 vs. STL (4th inn., W8-7)]	
Most Errors, 9-inning Game, Both Clubs .....	8 [MANY TIMES; last: Sept. 8, 2006 at COL (L8-11)]	
Most Errors, Extra Innings, Both Clubs.....	10 [Sept. 4, 1971 at PIT (11 inn., L6-7)]	
Most Consecutive Errorless Games.....	13 [June 2-15, 2011 and June 25-July 9, 2014]	
Most Consecutive Errorless Innings.....	130.2 [June 1-16, 2011]	
<b>DOUBLE PLAYS</b>		
Most Double Plays, Season.....		192 [1970]
Most Double Plays, Game.....	5 [MANY TIMES; last: June 6, 2009 vs. NYM (W7-1)]	
Most Double Plays, 9-inning Game, Both Clubs .....	7 [MANY TIMES; last: June 27, 2012, WSH (4) at COL (3) (W11-5)]	
Most Double Plays, Extra Innings, Both Clubs.....	8 [July 20, 1975 vs. ATL (11 inn., W6-5) and April 26, 2001 at STL (15 inn., W4-3)]	
<b>OUTFIELD ASSISTS</b>		
Most Outfield Assists, Season .....		69 [1978]
Most Outfield Assists, Game.....	3 [MANY TIMES; last: Aug. 7, 2004 at HOU (W8-3)]	
CATEGORY	INDIVIDUAL BATTING	RECORD
<b>GAMES PLAYED</b>		
Most Games Played, Career.....		1767 [Tim Wallach]
Most Games Played, Season.....	162 [MANY TIMES; last: Trea Turner, 2018]	
Most Consecutive Games Played .....	276 [Vladimir Guerrero, April 21, 1998-Aug. 30, 1999]	
Most Consecutive Games Started (DH Included) .....	205 [Ryan Zimmerman, Sept. 19, 2006-May 3, 2008]	
<b>RUNS SCORED</b>		
Most Runs Scored, Career .....		947 [Tim Raines]
Most Runs Scored, Season .....	133 [Tim Raines, 1983]	
Most Runs Scored, Game.....	5 [MANY TIMES; last: Anthony Rendon, April 30, 2017 vs. NYM (W23-5)]	
<b>BATTING AVERAGE, ON-BASE, SLUGGING PERCENTAGES</b>		
Highest Batting Average, Career (Min. 500 Games) .....		.323 [Vladimir Guerrero]
Highest Batting Average, Season .....		.347 [Daniel Murphy, 2016]
Highest On-Base Percentage, Career (Min. 500 Games) .....		.402 [Rusty Staub]
Highest On-Base Percentage, Season .....		.460 [Bryce Harper, 2018]
Highest Slugging Percentage, Career (Min. 500 Games).....		.588 [Vladimir Guerrero]
Highest Slugging Percentage, Season.....		.664 [Vladimir Guerrero, 2000]
<b>AT-BATS, PLATE APPEARANCES</b>		
Most At-Bats, Career.....		6529 [Tim Wallach]
Most At-Bats, Season.....		664 [Trea Turner, 2018]
Most At-Bats, 9-inning Game.....	7 [Rondell White, May 7, 1977 at SFG (W19-3)]	
Most At-Bats, Extra Innings .....	11 [Dave Cash, May 21, 1977 vs. SDP (21 inn., L8-11)]	
Most Plate Appearances, Career.....		7174 [Tim Wallach]
Most Plate Appearances, Season.....		740 [Trea Turner, 2018]
Most Plate Appearances, 9-inning Game.....	7 [Rondell White, May 7, 1977 at SFG (W19-3), Ryan Zimmerman, July 31, 2018 vs. NYM (W25-4)]	
Most Plate Appearances, Extra Innings .....	11 [Dave Cash, Warren Cromartie and Tony Perez, May 21, 1977 vs. SDP (21 inn. L8-11)]	
Most Plate Appearances, Inning.....	2 [MANY TIMES; last: Adam Eaton, Sept. 25, 2018 vs. MIA (7th inn., W9-3)]	
Most Consecutive Plate Appearances Reaching Base Safely.....	10 [R. Staub, Sept. 24-27, 1969 and N. Johnson, June 18-20, 2009]	



**HITS**

Most Hits, Career.....	1740 [Ryan Zimmerman]
Most Hits, Season.....	206 [Vladimir Guerrero, 2002]
Most Hits, 9-inning Game.....	6 [Anthony Rendon, April 30, 2017 vs. NYM (W23-5)]
Most Hits, Extra Innings.....	6 [Rondell White, June 11, 1995 at SFG (13 inn., W10-8)]
Most Hits, Inning.....	2 [MANY TIMES; last: Adam Eaton, Sept. 25, 2018 vs. MIA (7th inn., W9-3)]
Most Hits, Month.....	47 [Al Oliver, Aug. of 1982, Marquis Grissom, June of 1994 and Daniel Murphy, May of 2016]
Most Hits, Month, March/April.....	45 [Mark Grudzielanek, 1996]
Most Hits, Month, May.....	47 [Daniel Murphy, 2016]
Most Hits, Month, June.....	47 [Marquis Grissom, 1994]
Most Hits, Month, July.....	46 [Delino DeShields, 1993]
Most Hits, Month, Aug.....	47 [Al Oliver, 1982]
Most Hits, Month, Sept./Oct.....	42 [MANY TIMES; last: Marquis Grissom, 1993]
Most Consecutive Plate Appearances With Hit.....	8 [MANY TIMES; Last: Trea Turner, Aug. 23-24, 2016]

**HITTING, HOME RUN STREAKS**

Longest Consecutive-Game Hitting Streak.....	31 [Vladimir Guerrero, July 27-Aug. 26, 1999]
Longest Consecutive-Game Home Run Streak.....	4 [MANY TIMES; last: Bryce Harper, April 14-17, 2016]

**MULTI-HIT GAMES**

Most Multi-Hit Games, Career.....	469 [Ryan Zimmerman]
Most Multi-Hit Games, Season.....	65 [Tim Lincecum, 1986 and Mark Grudzielanek, 1996]
Most Consecutive Multi-Hit Games.....	8 [Cristian Guzman, Aug. 26-Sept. 3, 2008]
Most Multi-Hit Games, Month.....	16 [Vladimir Guerrero, July, 1998]

**EXTRA-BASE HITS**

Most Extra-Base Hits, Career.....	678 [Ryan Zimmerman]
Most Extra-Base Hits, Season.....	89 [Alfonso Soriano, 2006]
Most Extra-Base Hits, Game.....	4 [MANY TIMES; last: Ryan Zimmerman, Sept. 29 vs. PIT (W6-1)]
Most Extra-Base Hits, Month.....	23 [Vladimir Guerrero, Aug., 1999]

**SINGLES**

Most Singles, Career.....	1163 [Tim Lincecum]
Most Singles, Season.....	157 [Mark Grudzielanek, 1996]
Most Singles, Game.....	5 [MANY TIMES; last: Trea Turner, June 24, 2017 vs. CIN (W18-3)]

**DOUBLES**

Most Doubles, Career.....	392 [Ryan Zimmerman]
Most Doubles, Season.....	54 [Mark Grudzielanek, 1997]
Most Doubles, Game.....	3 [MANY TIMES; last: Bryce Harper, July, 24, 2018 vs. PHI (W8-6)]

**TRIPLES**

Most Triples, Career.....	82 [Tim Lincecum]
Most Triples, Season.....	13 [MANY TIMES; last: Mitch Webster, 1986]
Most Triples, Game.....	2 [MANY TIMES; last: Ben Revere, Aug. 13, 2016 vs. ATL (W7-6)]

**HOME RUNS**

Most Home Runs, Career.....	264 [Ryan Zimmerman]
Most Home Runs, Career, Left-Handed Hitter.....	184 [Bryce Harper]
Most Home Runs, Career, Right-Handed Hitter.....	264 [Ryan Zimmerman]
Most Home Runs, Career, Switch Hitter.....	115 [Jose Vidro]
Most Home Runs, Season.....	46 [Alfonso Soriano, 2006]
Most Home Runs, Season, Home.....	25 [Vladimir Guerrero, 2000]
Most Home Runs, Season, Road.....	22 [Andre Dawson, 1983 and Alfonso Soriano, 2006]
Most Home Runs, Season, Off One Club.....	8 [Gary Carter, 1977 against PIT and Bryce Harper, 2015 against PHI]
Most Home Runs, Season, Left-Handed Hitter.....	42 [Bryce Harper, 2015]
Most Home Runs, Season, Right-Handed Hitter.....	46 [Alfonso Soriano, 2006]
Most Home Runs, Season, Switch Hitter.....	24 [Jose Vidro, 2000 and Danny Espinosa, 2016]



## HISTORY &amp; RECORDS

Most Home Runs, Season, As 1B .....	38 [Adam Dunn, 2010]
Most Home Runs, Season, As 2B .....	24 [Jose Vidro, 2000]
Most Home Runs, Season, As 3B .....	33 [Ryan Zimmerman, 2009]
Most Home Runs, Season, As SS .....	25 [Ian Desmond, 2012]
Most Home Runs, Season, As OF .....	46 [Alfonso Soriano, 2006]
Most Home Runs, Season, As C .....	31 [Gary Carter, 1977]
Most Home Runs, Season, As P .....	2 [MANY TIMES; last: Stephen Strasburg, 2017]
Most Home Runs, Season, Single Month .....	13 [Vladimir Guerrero, Sept./Oct. 2000 and Bryce Harper, May 2015]
Most Home Runs, Month, March/April .....	11 [Ryan Zimmerman, 2017]
Most Home Runs, Month, May .....	13 [Bryce Harper, 2015]
Most Home Runs, Month, June .....	9 [MANY TIMES; last: Ian Desmond, 2013]
Most Home Runs, Month, July .....	11 [Vladimir Guerrero, 1998]
Most Home Runs, Month, Aug. ....	12 [Rusty Staub, 1970 and Vladimir Guerrero, 1999]
Most Home Runs, Month, Sept./Oct. ....	13 [Vladimir Guerrero, 2000]
Most Home Runs, Pre All-Star Break .....	27 [Alfonso Soriano, 2006]
Most Home Runs, Post All-Star Break .....	24 [Vladimir Guerrero, 1998 and 1999]
Most Home Runs, Game .....	3 [MANY TIMES; last: Anthony Rendon, April 30, 2017 vs. NYM (W23-5)]
Most First-Inning Lead-Off Home Runs, Career .....	15 [Brad Wilkerson]
Most First-Inning Lead-Off Home Runs, Season .....	9 [Brad Wilkerson, 2004; Alfonso Soriano, 2006]
Most Multi-Homer Games, Career .....	25 [Ryan Zimmerman]
Most Multi-Homer Games, Season .....	8 [Vladimir Guerrero, 2000]
Most Consecutive Multi-Homer Games .....	2 [MANY TIMES; last: Bryce Harper, May 6-8, 2015]
Most Consecutive Plate Appearances with Home Run .....	3 [MANY TIMES; last: Bryce Harper, May 6-8, 2015]
Most Consecutive At-Bats with Home Run .....	3 [MANY TIMES; last: Bryce Harper, May 6-8, 2015]
Most Grand Slams, Career .....	7 [Gary Carter]
Most Grand Slams, Season .....	2 [MANY TIMES; last: Danny Espinosa and Bryce Harper, 2016]
<b>RBI</b>	
Most RBI, Career .....	988 [Ryan Zimmerman]
Most RBI, Career, Left-Handed Hitter .....	521 [Bryce Harper]
Most RBI, Career, Right-Handed Hitter .....	988 [Ryan Zimmerman]
Most RBI, Career, Switch Hitter .....	556 [Tim Lincecum]
Most RBI, Season .....	131 [Vladimir Guerrero, 1999]
Most RBI, Season, Home .....	75 [Vladimir Guerrero, 1999]
Most RBI, Season, Road .....	71 [Andre Dawson, 1983]
Most RBI, Season, Off One Club .....	23 [Hubie Brooks, 1985 against PIT]
Most RBI, Season, Left-Handed Hitter .....	109 [Al Oliver, 1982]
Most RBI, Season, Right-Handed Hitter .....	131 [Vladimir Guerrero, 1999]
Most RBI, Season, Switch Hitter .....	103 [Ken Singleton, 1973]
Most RBI, Season, As 1B .....	106 [Al Oliver, 1982]
Most RBI, Season, As 2B .....	97 [Jose Vidro, 2000]
Most RBI, Season, As 3B .....	123 [Tim Lincecum, 1987]
Most RBI, Season, As SS .....	96 [Hubie Brooks, 1985 and Orlando Cabrera, 2001]
Most RBI, Season, As OF .....	130 [Vladimir Guerrero, 1999]
Most RBI, Season, As C .....	101 [Gary Carter, 1980]
Most RBI, Season, As P .....	12 [Steve Renko, 1971 and Max Scherzer, 2016]
Most RBI, Single Month, Season .....	31 [Hubie Brooks, Sept./Oct. of 1987]
Most RBI, March/April, Season .....	29 [Ryan Zimmerman, 2017]
Most RBI, May, Season .....	29 [Tim Lincecum, 1987 and Henry Rodriguez, 1996]
Most RBI, June, Season .....	30 [Moises Alou, 1994]
Most RBI, July, Season .....	28 [Bob Bailey, 1970]
Most RBI, Aug., Season .....	29 [Vladimir Guerrero, 1999]
Most RBI, Sept./Oct., Season .....	31 [Hubie Brooks, 1987]

Most RBI, Pre All-Star Break.....	76 [Vladimir Guerrero, 2000]
Most RBI, Post All-Star Break.....	68 [Tony Batista, 2004]
Most RBI, Game.....	10 [Anthony Rendon, April 30 vs. NYM (W23-5) and Mark Reynolds, July 7, 2018 vs. MIA (W18-4)]
Most Consecutive Games with RBI.....	9 [Ryan Zimmerman, Sept. 3-12, 2012]
Most RBI, Inning.....	6 [Andre Dawson, Sept. 24, 1985 at CHI (W17-15) and Juan Rivera, June 19, 2004 vs. CWS (W6-2)]
Most Multi-RBI Games, Career.....	236 [Ryan Zimmerman]
Most Multi-RBI Games, Season.....	35 [Vladimir Guerrero, 2000]

**WALKS/STRIKEOUTS**

Most Walks, Career.....	793 [Tim Lincecum]
Most Walks, Season.....	130 [Bryce Harper, 2018]
Most Walks, 9-inning Game.....	5 [Rodney Scott, April 12, 1980 at PHI (L2-6)]
Most Walks, Extra Innings.....	6 [Bryce Harper, May 8, 2016 at CHI (13 inn., L3-4)]
Most Intentional Walks, Career.....	130 [Vladimir Guerrero]
Most Intentional Walks, Season.....	32 [Vladimir Guerrero, 2002]
Most Intentional Walks, 9-inning Game.....	2 [MANY TIMES; last: Juan Soto, July 26, 2018 vs. MIA (W10-3)]
Most Intentional Walks, Extra Innings.....	3 [Tim Lincecum, June 15, 1989 at STL (10 inn., L3-4) & Bryce Harper, May 8, 2016 at CHI (13 inn., L3-4)]
Most Strikeouts, Career.....	1268 [Ryan Zimmerman]
Most Strikeouts, Season.....	199 [Adam Dunn, 2010]
Fewest Strikeouts, Season (Min. 502 Plate Appearances).....	29 [Ron Hunt, 1972 and Dave Cash, 1978]
Most Strikeouts, Game.....	5 [MANY TIMES; last: Trea Turner, June 2, 2018 vs. ATL (W5-3)]

**STOLEN BASES**

Most Stolen Bases, Career.....	635 [Tim Lincecum]
Most Stolen Bases, Season.....	97 [Ron LeFlore, 1980]
Most Stolen Bases, Game.....	4 [MANY TIMES; last: Trea Turner, June 17, 2018 at TOR (L6-8)]
Most Stolen Bases, Inning.....	2 [MANY TIMES; last: Juan Soto, Sept. 15, 2018 at ATL (W7-1)]
Most Consecutive Stolen Bases, Team.....	23 [Sept. 18-25, 1974]
Most Consecutive Stolen Bases Without Being Thrown Out.....	37 [Tim Lincecum, Sept. 22, 1983-July 6, 1984]
Most Consecutive Games With At Least One Stolen Bases.....	7 [MANY TIMES; last: Marquis Grissom, May 26-June 2, 1991]
Most Times Caught Stealing, Career.....	106 [Tim Lincecum]
Most Times Caught Stealing, Season.....	23 [Delino DeShields, 1991]
Most Times Caught Stealing, Game.....	2 [MANY TIMES; last: Trea Turner, Aug. 23 at BAL (L1-8)]

**MISCELLANEOUS**

Most Total Bases, Career.....	2968 [Ryan Zimmerman]
Most Total Bases, Season.....	379 [Vladimir Guerrero, 2000]
Most Total Bases, Game.....	16 [MANY TIMES; last: Trea Turner, June 27, 2017 vs. CHI (W6-1)]
Most Times Hit By Pitch, Career.....	114 [Ron Hunt]
Most Times Hit By Pitch, Season.....	50 [Rod Hunt, 1971]
Most Times Hit By Pitch, Game.....	2 [MANY TIMES; last: Daniel Murphy, Sept. 9, 2016 vs. PHI (W5-4)]
Most Sacrifice Flies, Career.....	71 [Andre Dawson]
Most Sacrifice Flies, Season.....	18 [Andre Dawson, 1983]
Most Sacrifice Flies, Game.....	2 [MANY TIMES; last: Bryce Harper, March 31, 2018 at CIN (W13-7)]
Most Sacrifice Bunts, Career.....	101 [Steve Rogers]
Most Sacrifice Bunts, Season.....	23 [Larry Lintz, 1974]
Most Sacrifice Bunts, Game.....	3 [MANY TIMES; last: Gio Gonzalez, May 2, 2015 at NYM (W1-0)]
Most GDP, Career.....	199 [Ryan Zimmerman]
Most GDP, Season.....	27 [John Bateman in 1971 and Ken Singleton in 1973]
Most GDP, 9-inning Game.....	3 [Ryan Zimmerman, June 21, 2011 vs. SEA (W6-5)]
Most GDP, Game, Extra Innings.....	3 [Fernando Seguinol, April 26, 2001 at STL (15 inn., W4-3)]
Most Pinch-Hit Appearances, Career.....	334 [Wallace Johnson]
Most Pinch-Hit Appearances, Season.....	82 [Jose Morales in 1976]



## HISTORY &amp; RECORDS

Most Pinch Hits, Career.....	78 [Wallace Johnson]
Most Pinch Hits, Season.....	25 [Jose Morales in 1976]
Highest Pinch-Hit Batting Average, Career (50 Pinch-Hit AB Min.).....	.346 [Jamey Carroll]
Highest Pinch-Hit Batting Average, Season (10 Pinch-Hit Minimum).....	.385 [Wil Cordero, 2002]
Most Pinch-Hit Home Runs, Career.....	5 [Jose Morales]
Most Pinch-Hit Home Runs, Season.....	4 [Hal Breeden, 1973 and Adam Lind, 2017]
Most Pinch-Hit RBI, Career.....	47 [Jose Morales]
Most Pinch-Hit RBI, Season.....	24 [Jose Morales, 1976]

Most Hits By A Pitcher, Career.....	122 [Steve Rogers]
Most Hits By A Pitcher, Season.....	24 [Steve Renko, 1973]
Most Home Runs By A Pitcher, Career.....	6 [Steve Renko]
Most Home Runs By A Pitcher, Season.....	2 [MANY TIMES; last: Stephen Strasburg, 2016]

Most Hits By A Pitcher, Game.....	3 [MANY TIMES; last: Stephen Strasburg, Aug. 1, 2016 at ARI (W14-1)]
Most RBI By A Pitcher, Game.....	4 [MANY TIMES; last: Max Scherzer, Oct. 2, 2016 vs. MIA (W10-7)]

## ROOKIES

Highest Batting Average, Season (Min. 300 At-Bats).....	.342 [Trea Turner, 2016]
Highest On-Base Percentage, Season (Min. 300 At-Bats).....	.406 [Juan Soto, 2018]
Highest Slugging Percentage, Season (Min. 300 At-Bats).....	.567 [Trea Turner, 2016]

Most Games, Season.....	158 [Danny Espinosa, 2011]
Most At-Bats, Season.....	620 [Warren Cromartie, 1977]
Most Runs, Season.....	98 [Bryce Harper, 2012]
Most Hits, Season.....	176 [Ryan Zimmerman, 2006]
Most Home Runs, Season.....	22 [Bryce Harper, 2012 and Juan Soto, 2018]
Most RBI, Season.....	110 [Ryan Zimmerman, 2006]
Most Stolen Bases, Season.....	71 [Tim Lincecum, 1981]
Longest Consecutive-Game Hitting Streak.....	17 [Ryan Zimmerman, June 28-July 18, 2006]

## CATEGORY

## INDIVIDUAL PITCHING

## RECORD

## GAMES

Most Appearances, Career.....	425 [Tim Burke]
Most Appearances, Season.....	92 [Mike Marshall, 1973]

## GAMES STARTED

Most Starts, Career.....	393 [Steve Rogers]
Most Starts, Season.....	40 [Steve Rogers, 1977]

## INNINGS

Most Innings Pitched, Career.....	2837.2 [Steve Rogers]
Most Innings Pitched, Season, Starter.....	301.2 [Steve Rogers, 1977]
Most Innings Pitched, Season, Reliever.....	179.0 [Mike Marshall, 1973]
Most Innings Pitched, Game, Starter.....	11.2 [Bill Stoneman, Sept. 1, 1972 at CIN (L0-1)]
Most Innings Pitched, Game, Reliever.....	8.1 [Mike Marshall, Sept. 7, 1973 vs. NYM (G2, L2-4)]

## WINS

Most Wins, Career.....	158 [Steve Rogers]
Most Wins, Season.....	21 [Gio Gonzalez, 2012]
Most Wins, Season, Home.....	13 [Ross Grimsley, 1978]
Most Wins, Season, Road.....	13 [Steve Rogers, 1982]

Highest Winning Percentage, Career (Minimum 30 Decisions).....	.680 [Max Scherzer, 68-32, 2015-pres.]
Highest Winning Percentage, Season (Minimum 15 Decisions).....	.789 [Stephen Strasburg, 15-4 in 2016 and 2017]

Most Wins, Pre All-Star Break.....	13 [Charlie Lea, 1984 and Ken Hill, 1994]
Most Wins, Post All-Star Break.....	13 [Dale Murray, 1975]

Most Relief Wins, Career.....	42 [Tim Burke]
Most Relief Wins, Season.....	15 [Dale Murray, 1975]

Most Consecutive Wins, Starter.....	16 [Stephen Strasburg, Sept. 15, 2015-July 15, 2016]
Most Consecutive Wins, Reliever.....	10 [Andy McGaffigan, Aug. 13, 1987-April 4, 1989]

**LOSSES**

Most Losses, Career.....	152 [Steve Rogers]
Most Losses, Season.....	22 [Steve Rogers, 1974]
Most Relief Losses, Career.....	37 [Jeff Reardon]
Most Relief Losses, Season.....	12 [Luis Ayala, 2004]
Most Consecutive Losses, Starter.....	11 [Ray Burris, April 11-Aug. 21, 1982]
Most Consecutive Losses, Reliever.....	8 [Dale Murray, April 22-July 18, 1976 and Sean Burnett, Aug. 18, 2009-Aug. 18, 2010]

**ERA**

Lowest ERA, Career (Min. 500 IP).....	2.61 [Tim Burke]
Lowest ERA, Season (among those qualified).....	1.90 [Pedro Martinez, 1997]

**COMPLETE GAMES**

Most Complete Games, Career.....	129 [Steve Rogers]
Most Complete Games, Season.....	20 [Bill Stoneman, 1971]
Most Consecutive Complete Games.....	7 [Bill Stoneman, July 6-Aug. 20, 1971]

**SHUTOUTS**

Most Shutouts, Career.....	37 [Steve Rogers]
Most Shutouts, Season.....	5 [MANY TIMES, last Carlos Perez, 1997]
Most Consecutive Starts Resulting In Shutouts.....	3 [Woodie Fryman, April 16-May 3, 1975]

**NO-HITTERS**

Most No-Hitters, Career.....	2 [Bill Stoneman and Max Scherzer]
Most No-Hitters, Season.....	2 [Max Scherzer, June 20, 2015 vs. PIT and Oct. 3, 2015 at NYM]

**PERFECT GAME**

Most Perfect Games, Career.....	1 [Dennis Martinez, July 28, 1991 at LAD (W2-0)]
---------------------------------	--

**CONSECUTIVE SCORELESS INNINGS**

Most Consecutive Scoreless Innings.....	35.0 [Stephen Strasburg, Aug. 29-Sept. 17, 2017]
Most Consecutive Scoreless Innings, Starter.....	35.0 [Stephen Strasburg, Aug. 29-Sept. 17, 2017]
Most Consecutive Scoreless Innings, Reliever.....	29.1 [Mike Marshall, July 22-Aug. 22, 1972]

**HITS ALLOWED**

Most Hits Allowed, Career.....	2,619 [Steve Rogers]
Most Hits Allowed, Season.....	281 [Carl Morton, 1970]
Most Hits Allowed, Game.....	15 [John Dopson, July 3, 1988 vs. ATL (W9-2)]

**RUNS ALLOWED**

Most Runs Allowed, Career.....	1,122 [Steve Rogers]
Most Runs Allowed, Season.....	139 [Steve Rogers, 1974]
Most Runs Allowed, Game.....	10 [MANY TIMES; last: A.J. Cole, April 3, 2018 vs. ATL (L6-13)]

**EARNED RUNS ALLOWED**

Most Earned Runs Allowed, Career.....	1,001 [Steve Rogers]
Most Earned Runs Allowed, Season.....	126 [Steve Rogers, 1974]
Most Earned Runs Allowed, Game.....	10 [MANY TIMES; last: A.J. Cole, April 3, 2018 vs. ATL (L6-13)]

**HOME RUNS ALLOWED**

Most Home Runs Allowed, Career.....	155 [Javier Vazquez]
Most Home Runs Allowed, Season.....	31 [Javier Vazquez, 1998, Ramon Ortiz, 2006 and Max Scherzer 2016]
Most Home Runs Allowed, Game.....	4 [MANY TIMES; last: Max Scherzer, May 6, 2016 at CHI (L6-8)]
Most Home Runs Allowed, Inning.....	3 [MANY TIMES; last: Austen Williams, Sept. 4, 2018 vs. STL (6th inn., L8-11)]

**HIT BATSMEN**

Most Hit Batsmen, Career.....	52 [Dennis Martinez]
Most Hit Batsmen, Season.....	18 [Ramon Ortiz, 2006]
Most Hit Batsmen, Game.....	4 [Livan Hernandez, July 20, 2005 vs. COL (L2-3)]

NATIONALS PARK  
COMMUNITY RELATIONS  
DREAM FOUNDATION  
YOUTH BASEBALL ACADEMY  
FRONT OFFICE OWNERSHIP  
MANAGER | COACHING STAFF  
PLAYERS  
IN REVIEW  
2018  
HISTORY AND RECORDS  
SCOUTING | RESEARCH | PLAYER DEV.  
MEDIA





## HISTORY &amp; RECORDS

## WALKS

Most Walks, Career.....	876 [Steve Rogers]
Most Walks, Season.....	146 [Bill Stoneman, 1971]
Fewest Walks, Season (Min. 162 Innings).....	24 [Doug Fister, 2014]
Most Walks, Game.....	10 [Ernie McAnally, Sept. 23, 1971 vs. PHI (L4-6)]

## STRIKEOUTS

Most Strikeouts, Career.....	1621 [Steve Rogers]
Most Strikeouts, Career, Left-Handed Pitcher.....	1089 [Gio Gonzalez]
Most Strikeouts, Career, Right-Handed Pitcher.....	1621 [Steve Rogers]
Most Strikeouts, Career, Starter.....	1616 [Steve Rogers]
Most Strikeouts, Career, Reliever.....	522 [Tyler Clippard]
Most Strikeouts, Season.....	305 [Pedro Martinez, 1997]
Most Strikeouts, Season, Left-Handed Pitcher.....	222 [Jeff Fassero, 1996]
Most Strikeouts, Season, Right-Handed Pitcher.....	305 [Pedro Martinez, 1997]
Most Strikeouts, Season, Starter.....	305 [Pedro Martinez, 1997]
Most Strikeouts, Season, Reliever.....	124 [Mike Marshall, 1973]
Most Strikeouts, Game.....	20 [Max Scherzer, May 11, 2016 vs. DET (W3-2)]
Most Strikeouts, Game, Left-Handed Pitcher.....	14 [Jeff Fassero, Aug. 11, 1996 vs. CHI (W4-3)]
Most Strikeouts, Game, Right-Handed Pitcher.....	20 [Max Scherzer, May 11, 2016 vs. DET (W3-2)]
Most Strikeouts, Game, Starter.....	20 [Max Scherzer, May 11, 2016 vs. DET (W3-2)]
Most Strikeouts, Game, Reliever.....	8 [MANY TIMES; last: Britt Reames, July 27, 2002 vs. FLA (L2-7)]
Most Strikeouts, Inning.....	4 [Steve Kline, Aug. 17, 1999 at SFG (7th inn., W2-1); Jon Rauch, April 26, 2006 vs. CIN (8th inn., L0-5)]
Most Consecutive Strikeouts.....	9 [Max Scherzer, Oct. 3, 2015 at NYM (W2-0)]

## WILD PITCHES

Most Wild Pitches, Career.....	87 [Steve Rogers]
Most Wild Pitches, Season.....	19 [Steve Renko, 1974]
Most Wild Pitches, Game.....	6 [Bill Gullickson, April 10, 1982 at PHI (W11-3)]

## SAVES

Most Saves, Career.....	152 [Jeff Reardon]
Most Saves, Season.....	47 [Chad Cordero, 2005]
Most Saves, Pre All-Star Break.....	31 [Chad Cordero, 2005]
Most Saves, Post All-Star Break.....	24 [Mel Rojas 1986]
Most Consecutive Appearances Earning a Save.....	15 [Chad Cordero, June 5-July 2, 2005]
Most Consecutive Team Games Earning a Save.....	5 [Steve Kline, June 1-5, 2000]
Most Consecutive Successfully Converted Save Opportunities.....	26 [Chad Cordero, April 26, 2005-July 2, 2005]

## BALKS

Most Balks, Career.....	21 [Dennis Martinez]
Most Balks, Season.....	10 [Dennis Martinez and Pascual Perez, 1988]
Most Balks, Game.....	2 [MANY TIMES; last: Stephen Strasburg, Sept. 8, 2013 at MIA (W6-4)]

## ROOKIES

Most Games.....	79 [Gary Majewski, 2005]
Most Starts.....	37 [Chad Morton, 1970]
Most Innings Pitched.....	284.2 [Carl Morton, 1970]
Most Wins.....	18 [Carl Morton, 1970]
Lowest ERA (Minimum 100.0 Innings).....	1.54 [Steve Rogers, 1973]
Most Complete Games.....	10 [Carl Morton, 1970]
Most Shutouts.....	4 [Carl Morton, 1970]
Most Saves.....	14 [Chad Cordero, 2004]
Most Strikeouts.....	161 [Balor Moore, 1972]

**CATEGORY** **INDIVIDUAL FIELDING** **RECORD**

**FIELDING PERCENTAGE**

Highest Fielding Percentage, Career (Minimum 250 games)

1B .....	.995 [David Segui]
2B .....	.989 [Danny Espinosa]
3B .....	.972 [Anthony Rendon]
SS.....	.984 [Spike Owen]
OF.....	.995 [Denard Span]
C .....	.994 [Wilson Ramos]
P .....	.990 [Luis Ayala]

Highest Fielding Percentage, Season (Among those who qualified)

1B .....	.997 [David Segui, 1995]
2B .....	.992 [Mike Lansing, 1995]
3B .....	.981 [Anthony Rendon, 2018]
SS.....	.989 [Spike Owen, 1990]
OF.....	1.000 [Denard Span, 2013]
C .....	.998 [Brian Schneider, 2004]
P .....	1.000 [MANY PLAYERS; last: Tanner Roark, 2018]

**PUTOUTS**

Most Putouts, Career

1B .....	7893 [Andres Galarraga]
2B .....	1801 [Jose Vidro]
3B .....	1354 [Tim Wallach]
SS.....	1442 [Chris Speier]
OF.....	3554 [Andre Dawson]
C .....	7345 [Gary Carter]
P .....	237 [Steve Rogers]

Most Putouts, Season

1B .....	1464 [Andres Galarraga, 1988]
2B .....	362 [Dave Cash, 1978]
3B .....	162 [Tim Wallach, 1984]
SS.....	291 [Chris Speier, 1982]
OF.....	435 [Andre Dawson, 1983]
C .....	1094 [Wilson Ramos, 2016]
P .....	30 [Steve Rogers, 1974]

**ASSISTS**

Most Assists, Career

1B .....	592 [Andres Galarraga]
2B .....	2737 [Jose Vidro]
3B .....	3285 [Tim Wallach]
SS.....	2551 [Chris Speier]
OF.....	103 [Andre Dawson]
C .....	843 [Gary Carter]
P .....	462 [Steve Rogers]

Most Assists, Season

1B .....	118 [Al Oliver, 1983]
2B .....	464 [Danny Espinosa, 2011]
3B .....	383 [Tim Wallach, 1985]
SS.....	514 [Orlando Cabrera, 2001]
OF.....	24 [Ellis Valentine, 1978 and Warren Cromartie, 1978]
C .....	108 [Gary Carter, 1980]
P .....	63 [Steve Rogers, 1977]



## HISTORY &amp; RECORDS

## ERRORS

## Most Errors, Career

1B	73 [Andre Galarrraga]
2B	71 [Jose Vidro]
3B	199 [Tim Wallach]
SS	147 [Ian Desmond]
OF	87 [Vladimir Guerrero]
C	73 [Gary Carter]
P	31 [Steve Rogers]

## Most Errors, Season

1B	19 [Al Oliver, 1982 and Lee Stevens, 2001]
2B	27 [Delino DeShields, 1991]
3B	35 [Larry Parrish, 1975]
SS	34 [Ian Desmond, 2010]
OF	19 [Vladimir Guerrero, 1999]
C	15 [John Bateman, 1970]
P	7 [MANY TIMES; last: Steve Rogers, 1977]

## Most Errors, Game

1B	3 [Michael Morse, July 15, 2011 at ATL]
2B	3 [MANY TIMES; last: Randy Ready, Sept. 10, 1993 vs. CIN, 10 inn.]
3B	3 [MANY TIMES; last: Ryan Zimmerman, Sept. 7, 2007 at ATL]
SS	4 [Chris Speier, May 12, 1981 at LAD]
OF	2 [MANY TIMES; last: Justin Maxwell, October 1, 2010 at FLA]
C	3 [Jeff Reed, July 28, 1987 at CHI]
P	2 [MANY PLAYERS, last Doug Fister, April 27, 2015 at ATL]

It took 1,882 games, and more than 11 seasons in D.C. before the Nationals experienced the thrill of turning a triple play.

On July 29, 2016 at AT&T Park in San Francisco, the Nationals were clung to a 4-1 lead in the bottom of the eighth inning. The Giants loaded the bases with nobody out, bringing the dangerous Brandon Crawford to the plate. Dusty Baker brought lefty Sammy Solis in to pitch and bolstered his defense, inserting shortstop Danny Espinosa and first baseman Ryan Zimmerman behind Solis. Some may be inclined to refer to this as a "triple switch," but Espinosa was inserted straight up for Wilmer Difo, while Solis and Zimmerman entered on a "double switch."

Crawford ripped a line drive directly at Zimmerman, who was playing the line to prevent an extra base hit. Zimmerman caught the line drive and stepped on first base to double off Buster Posey. Former National Denard Span read the line drive off the bat as a base hit and broke from third base, assuming he would trot home. Zimmerman calmly tossed the ball across the diamond, where Anthony Rendon was waiting near the bag. He caught it, stepped on third base and completed the first triple play in Washington Nationals history (2005-present). It was also the first 3-3-5 triple play in Major League history.

Beyond that historic night, below are some notes on where the triple play fits into Washington's baseball history:

**THE LAST TIME A D.C.-BASED TEAM HIT INTO A TRIPLE PLAY:** May 19, 2010 vs. NYM. Cristian Guzman laced a sinking liner to center field that resulted in an unconventional 8-2-6-3 triple play. Angel Pagan retired Guzman by snagging the line drive, but Pagan's throw to second base was off target and bounced toward the mound, where the catcher Henry Blanco raced to scoop it up. Blanco immediately fired the ball to shortstop Jose Reyes at second base to double off Livan Hernandez. Reyes then gunned the ball to first baseman Ike Davis, who toed the bag to "triple" off Nyjer Morgan, who began the play at first base.

**THE LAST TRIPLE PLAY TURNED BY THE WASHINGTON SENATORS:** July 30, 1968 at Cleveland Stadium. It was an unassisted triple play turned by Ron Hansen, who caught Joe Azcue's popout before tagging Dave Nelson (began play on second base) and Russ Snyder (began play on first base) out in sequence to cap the bottom of the first inning.

**THE LAST TIME A DC-BASED TEAM TURNED A TRIPLE PLAY IN A HOME GAME:** April 24, 1954 vs. BOS. With runners on first (Billy Goodman) and second (Tom Brewer) base, BOS' Karl Olsen popped up a bunt and the AL Nationals turned a 1-6-3 triple play as left-handed pitcher Mickey McDermott and shortstop Mel Hoderlein each recorded a putout and an assist on the play. First baseman Roy Sievers finished feat with a putout.





## WASHINGTON NATIONALS ALL-TIME ROSTER

NOTE: 341 players appeared in at least one game with the Washington Nationals in 14 seasons (2005-18).

PLAYERS / PITCHERS BY SEASON	
2005	55 total / 25 pitchers
2006	57 total / 29 pitchers
2007	47 total / 26 pitchers
2008	50 total / 25 pitchers
2009	55 total / 30 pitchers
2010	46 total / 26 pitchers
2011	44 total / 24 pitchers
2012	43 total / 19 pitchers
2013	44 total / 21 pitchers
2014	40 total / 18 pitchers
2015	44 total / 24 pitchers
2016	43 total / 24 pitchers
2017	49 total / 24 pitchers
2018	53 total / 31 pitchers

A (12)	
ABAD, Fernando	2013
ABREU, Winston	2007
ADAMS, Austin	2017-18
ADAMS, Matt	2018
ALBALADEJO, Jonathan	2008
ALBERS, Matt	2017
ANDERSON, Marlon	2006
ANIEL, Rick	2011-12
ARMAS JR., Tony	2005-06
ASTACIO, Pedro	2006
ATLANO, Luis	2007-08
AYALA, Luis	2005, 2010-18

B (31)	
BACSK, Mike	2007
BAGSCA, Carlos	2005
BALESTER, Collin	2008-11
BARD, Josh	2009
BARRETT, Aaron	2014-16
BATISTA, Miguel	2005
BATISTA, Tony	2007
BAUTISTA, Rafael	2017
BEIMEL, Joe	2009
BELLISE, Matt	2016
BELLIARD, Rommie	2007-09
BENNETT, Cory	2005
BERGMANN, Jason	2005-10
BERNADINA, Roger	2008-13
BISENIUS, Joe	2010
BIXLER, Brian	2011
BLANCO, Tony	2010
BLANTON, Joe	2017
BLEVINS, Jerry	2014
BONIFACIO, Emilio	2008
BOOKER, Chris	2006-07
BOONE, Aaron	2008
BOWIE, Ryan	2006-07
BRAY, Bill	2006
BRODERICK, Brian	2011
BROWN, Corey	2011-13
BRUNEY, Brian	2010
BURKE, Jamie	2009-10
BURNETT, Sean	2005-12, 16
BURRISS, Emmanuel	2015
BYRD, Marlon	2005-06

C (29)	
CABRERA, Asdrubal	2014
CABRERA, Daniel	2009
CAMPBELL, Brett	2006
CAPPS, Matt	2010
CARPENTER, David	2015
CARRASCO, Hector	2005
CARROLL, Brett	2012
CARROLL, Jamey	2005
CASTILLA, Vinny	2005
CASTO, Kory	2007-08
CASTRO, Bernie	2006
CEDENO, Xavier	2013-15
CEPECK, Matt	2015
CHEVEZ, Endy	2005
CHICO, Matt	2007-08, 2010
CHURCH, Ryan	2005-07
CINTRON, Alex	2009
CLAYTON, Ropie	2006
CLIPPHARD, Tyler	2008-14
COFFEY, Todd	2011
COLLY, A.J.	2015-17
COLLINS, Tim	2018
CORONA, Jesus	2007-09
CORA, Alex	2011
CORCORAN, Roy	2006
CORDERO, Chad	2005-08
CORDERO, Jimmy	2018
CORDERO, Wilfredo	2005
CRUZ, Devin	2005

D (19)	
DAVIS, Erik	2013
DAVIS, J.J.	2005
DAY, Zach	2005-06
DE AZA, Alejandro	2017
DE LOS SANTOS, Abel	2015
DeJESUS, David	2013
DEROSA, Mark	2012
DEN DEKKER, Matt	2015-16
DESMOND, Ian	2009-15
DETWILER, Ross	2007, 2009-14
DIFO, Wilmer	2015-18
DOBBS, Greg	2014
DOOLITTLE, Sean	2017-18
DORTA, Melvin	2016
DREW, Stephen	2016-17
DRESE, Ryan	2005-06
DUKE, ZACH	2012-13
DUKES, Elijah	2008-09
DUNN, Adam	2009-10

E (8)	
EATON, Adam	2017-18
EISCHEN, Joey	2005-06
ENGLISH, Jesse	2010
ESCOBAR, Yonel	2015
ESPINOSA, Danny	2010-16
ESTRADA, Johnny	2008
ESTRADA, Marco	2008-09

F (5)	
FEDDE, Erick	2017-18
FICK, Robert	2006-07
FISTER, Doug	2014-15
FLORES, Jesus	2007-09, 2011-12
FRANDSEN, Kevin	2014

G (21)	
GARATE, Victor	2009
GARCIA, Christian	2012
GAUDIN, Chad	2011
GOLITO, Lucas	2016
GLOVER, Koda	2016-18
GOODWIN, Tyrrell	2005
GOMES, Jonny	2011
GOODWIN, Brian	2016-18
GOZALEZ, Alberto	2008-10
GOZALEZ, Michael	2012
GOZALEZ, Olio	2018
GOZALEZ, Wiki	2006
GOODWIN, Brian	2016
GORZELANNY, Tom	2011-12
GOTT, Trevor	2016-18
GRACE, Matt	2015-18
GREEN, Grant	2017
GRYBOSKI, Kevin	2006
GULLIVERT, Jose	2005-06
GUTHRIE, Jeremy	2017
GUZMAN, Cristian	2005, 2007-10

H (21)	
HAIRSTON Jr., Jerry	2011
HAIRSTON, Scott	2013-14
HALAMA, John	2005
HAMMONDS, Jeffrey	2005
HANAHAN, Joel	2007-09
HAREN, Dan	2013
HARPER, Brandon	2006
HARPER, Bryce	2012-18
HARRIS, Brendan	2005-06
HARRIS, Willie	2008-10
HEISY, Chris	2016-17
HELLICKSON, Jeremy	2018
HERNANDEZ, Anderson	2008-09
HERNANDEZ, Livan	2005-06, 2009-11
HERRERA, Kelvin	2018
HILL, Shawn	2006-08
HILL, Taylor	2014-15
HINKLEY, Mike	2008-09
HOLLAND, Greg	2018
HORGAN, Joe	2005
HUGHES, Travis	2005-06

I (1)	
IZTURIS, Cesar	2012

J (7)	
JACKSON, Damian	2006
JACKSON, Edwin	2012, 2017
JANSSEN, Casey	2015
JIMENEZ, D'Angelo	2007
JOHNSON, Nick	2005-06, 2008-09
JOHNSON, Reed	2015
JORDAN, Taylor	2013-15

K (14)	
KARINS, Nathan	2013
KEARNS, Austin	2006-09
KELLY, Shawn	2016-18
KELLY, Kenny	2005
KENDRICK, Howie	2017-18
KENNEDY, Adam	2010
KENSING, Logan	2009
KEUBOM, Spencer	2016, 2018
KIM, Sun-wo	2005
KIMBALL, Cole	2011
KING, Ray	2007-08
KINTZLER, Brandon	2017-18
KOBERNUS, Jeff	2013-14
KROL, Ian	2013

L (17)	
LANGERHANS, Ryan	2007-08
LANNAN, John	2007-12
LaROCHE, Adam	2011-14
LATOS, Mat	2016
LaCROIX, Matthew	2006
LEDEZMA, Wil	2009
LEON, Sandy	2012-14
LIDG, Brad	2012
LIND, Adam	2016
LOAIZA, Esteban	2005
LOBATON, Jose	2014-17
LO DUCA, Paul	2008
LOGAN, Nook	2006-07
LOMBARD, George	2006
LOMBARDOZZI, Steve	2011-13
LOPEZ, Felipe	2006-08
LOPEZ, Reynaldo	2016

M (31)	
MacDOUGAL, Mike	2009
MACKOWIAK, Rob	2008
MADSON, Ryan	2017-18
MAJEWSKI, Gary	2005-06
MALDONADO, Carlos	2010, 2012
MANNING, Charlie	2008
MARQUIS, Jason	2010-11
MARRO, Chris	2011, 2013
MARTIN, J.D.	2009-10
MARTIN, Rafael	2015
MARTIS, Shairon	2008-09
MATEO, Henry	2005-06
MATOS, Luis	2006
MATTHEUS, Ryan	2011-14
MAXWELL, Justin	2007, 2009-10
MAYA, Yunesky	2010-11, 2013
McGOWIN, Kyle	2018
McLOUTH, Nate	2014
MELANCON, Mark	2016
MENCH, Kevin	2010
MILLEDGE, Lastings	2008-09
MILLER, Justin	2018
MILONE, Tommy	2011, 2018
MONTEIRO, Miguel	2008-10
MONTEZ, Luke	2008
MOORE, Tyler	2012-15
MORGAN, Nyjer	2009-10
MORSE, Mike	2009-12
MUNOZ, Chris	2007
MURPHY, Daniel	2016-18

N (4)	
NADY, Xavier	2012
NEEVES, Wil	2008-10
NITKOWSKI, C.J.	2005
NIX, Laynce	2011

O (8)	
O'CONNOR, Mike	2006, 2008
OHKA, Tomo	2005
OHLENDORF, Ross	2013
OLSEN, Scott	2009-10
ORR, Pete	2008-09
ORTIZ, Ramon	2006
OSIK, Keith	2005
OSUNA, Antonio	2005

P (13)	
PADILLA, Jorge	2009
PAPALBON, Jonathan	2015-16
PATTERSON, Corey	2009
PATTERSON, John	2005-07
PENNINGTON, Brad	2011
PENA, Wil My	2007-08
PERALTA, Joel	2010
PEREZ, Beltran	2006
PEREZ, Eury	2012-13
PEREZ, Odalis	2008
PEREZ, Oliver	2016-17
PERRY, Ryan	2012
PETIT, Yusmeiro	2016

None	
None	

R (24)	
RABURN, Ryan	2017
RAMIREZ, Santiago	2006
RAMOS, Wilton	2010-16
RASNER, Darrell	2005
RAUCH, Jon	2005-08
READ, Raudy	2017
REDDING, Tim	2007-08
RENZON, Anthony	2013-18
RESTOVICH, Michael	2007
REVERE, Ben	2016
REYNOLDS, Mark	2018
REYNOLDS, Matt	2018
RIVERA, Saul	2006-09
RIVERO, Felipe	2015-16
ROARK, Tanner	2013-18
ROBINSON, Clint	2015-16
ROBLES, Victor	2017-18
RODRIGUEZ, Felix	2006
RODRIGUEZ, Henry	2013
RODRIGUEZ, Ivan	2010-11
RODRIGUEZ, Jeffry	2018
ROMERO, Enny	2017-18
RUSS, Joe	2015-18
RZEPczynski, Marc	2016

S (34)	
SANCHEZ, Brian	2008
SANCHEZ, Adrian	2017-18
SCHERZER, Max	2015-18
SCHERHOLTZ, Nate	2014
SCHNEIDER, Brian	2005-07
SCHRODER, Chris	2006-08
SEGOVIA, Zack	2009
SEVERINO, Atahualpa	2010-11
SEVERINO, Pedro	2015-18
SHILL, Steven	2008-09
SHORT, Rick	2005
SIERRA, Moises	2018
SIMONTACCHI, Jason	2007
SLATEN, Doug	2010-11
SLEDGE, Termel	2005
SNELING, Chris	2007
SOLANO, Jonathan	2012-13
SOLIS, Sammy	2015-18
SORIANO, Alfonso	2006
SORIANO, Rafael	2013-14
SOSA, Jorge	2005
SOTO, Juan	2018
SOUSA JR., Steven	2014
SPAN, Denard	2013-15
SPEIGNER, Levante	2007-08
SPURGEY, Junior	2005
STABLER, Stephen	2011
STAMMEN, Craig	2009-15
STANTON, Mike	2005-06
STEVENSON, Andrew	2017-18
STOREN, Drew	2010-15
STRONG, Stephen	2010-18
SUERO, Wander	2018
SUZUKI, Kuroki	2012-13

T (10)	
TAVAREZ, Julian	2009
TAVARES, Billy	2010
TAYLOR, Michael A.	2014-16
THORNTON, Matt	2014-15
TRABER, Billy	2006-07
TRACY, Chad	2012-13
TRENNER, Blake	2014-17
TUCKER, T.J.	2005
TURNER, Jacob	2017
TURNER, Tre	2015-18

U (1)	
UGGLA, Dan	2015

V (5)	
VARGAS, Claudio	2005
VENDO, Mike	2006
VENTRO, Jose	2005-06
VILLONE, Ron	2009
VITTO, Austin	2018

W (17)	
WAGNER, Ryan	2006-07
WALKER, Tyler	2010
WALTERS, Zach	2013-14
WANG, Chien-Ming	2011-12
WANG, Brandon	2006
WATSON, Brandon	2005-07
WELLS, Kip	2009
WERTH, Jayson	2011-17
WHITE, Matt	2005
WIETERS, Matt	2017-18
WILKERSON, Brad	2005
WILLIAMS, Austen	2018
WILLIAMS, Jerome	2007
WILLINGHAM, Josh	2009-10
WILSON, Josh	2007
WILSON, Preston	2005

None	
None	

Y (1)	
YOUNG, Dmitri	2007-08

Z (2)	
ZIMMERMAN, Ryan	2005-18
ZIMMERMANN, Jordan	2009-15



WASHINGTON NATIONALS ALL-TIME NUMERICAL ROSTER

Brandon Watson <b>1</b>	2005-07	Carlos Maldonado <b>26</b>	2010	Pat Cortes <b>39</b>	2011	Saul Rivera <b>53</b>	2006-09
Tyrell Godwin <b>2</b>	2005	Antonio Osuna <b>27</b>	2005	Sharon Martis <b>40</b>	2009	Joel Paralta <b>54</b>	2007
Willie Harris <b>3</b>	2008	Rick Eckstein <b>28</b>	2006-07	Pat Cortes <b>41</b>	2006-08	Ryan Mathews <b>55</b>	2010
Njyer Morgan <b>4</b>	2009-10	Alex Cintron <b>29</b>	2009	Will Ledezma <b>42</b>	2009	Rafael Martin <b>56</b>	2011-14
Steve Lombardozzi <b>5</b>	2011-13	Jamie Burke <b>30</b>	2011	Ron Wilton <b>43</b>	2009	Yusmeiro Petit <b>57</b>	2016
Wilmer Difo <b>6</b>	2015-18	Alex Cora <b>31</b>	2010	Trent Jewett <b>44</b>	2010	Jimmy Cordero <b>58</b>	2018
Jamey Carroll <b>7</b>	2005	Joe Davis <b>32</b>	2008	Brian Peacock <b>45</b>	2011	Randy Knorr <b>59</b>	Coach, '06, '09-12, '15
Damian Jackson <b>8</b>	2006	Paul Le Duca <b>33</b>	2008	Sandy Leon <b>46</b>	2012-14	Jonathan Albaladejo <b>60</b>	2007
Felipe Lopez <b>9</b>	2006-08	Chris Tracy <b>34</b>	2008	Jose Ros <b>47</b>	2015-18	Wil Nieves <b>61</b>	2008
Roger Bernadina <b>10</b>	2008-12	Tommy Lasorda <b>35</b>	2012-13	Shawn Kelley <b>48</b>	2018	Dan Radison <b>62</b>	Coach, '10-'11
Denard Span <b>11</b>	2013-15	Greg Babbitt <b>36</b>	2013	Kevin Werth <b>49</b>	2017	Ryan Howard <b>63</b>	2016
Adam Eaton <b>12</b>	2017-18	Yunesky Maya <b>37</b>	2010-11	Jackie Robinson <b>50</b>	2018	Austen Williams <b>64</b>	2018
Jose Vidro <b>13</b>	2005-06	Gary Bennett <b>38</b>	2005	Jackie Robinson <b>51</b>	2018	Brendan Harris <b>65</b>	2005
Jesus Flores <b>14</b>	2007-09	Justin Maxwell <b>39</b>	2009	Dmitry Young <b>52</b>	2017	John Halama <b>66</b>	2005
Wilson Ramos <b>15</b>	2010-12	Chris Booker <b>40</b>	2006-07	Nationals Team <b>53</b>	2018	Beltran Perez <b>67</b>	2006
Eury Perez <b>16</b>	2013	Justin Maxwell <b>41</b>	2009	Bill Bray <b>54</b>	2018	Michael O'Connor <b>68</b>	2008
Asdrubal Cabrera <b>17</b>	2014	Justin Maxwell <b>42</b>	2009	Roy Corcoran <b>55</b>	2018	Steve McCatty <b>69</b>	2009
Michael A. Taylor <b>18</b>	2015-18	Justin Maxwell <b>43</b>	2009	Miguel Colome <b>56</b>	2018	Steve McCatty <b>70</b>	Coach, '10-'15
Henry Mateo <b>19</b>	2005-06	Justin Maxwell <b>44</b>	2009	Joseluis Batista <b>57</b>	2018	Rand Lidge <b>71</b>	Coach, '10-'11
Devin Cruz <b>20</b>	2005	Justin Maxwell <b>45</b>	2009	Brian Bixler <b>58</b>	2018	Dan Firova <b>72</b>	Coach, '16-'17
Brendan Harris <b>21</b>	2006	Justin Maxwell <b>46</b>	2009	Steve McCatty <b>59</b>	2018	Kevin Long <b>73</b>	Coach, 2018
D'Angelo Jimenez <b>22</b>	2006-07	Justin Maxwell <b>47</b>	2009	Steve McCatty <b>60</b>	2018	Keith Osik <b>74</b>	2005
Ryan Langerhans <b>23</b>	2007	Justin Maxwell <b>48</b>	2009	Steve McCatty <b>61</b>	2018	Chris Segovia <b>75</b>	2006
Pete Orr <b>24</b>	2008	Justin Maxwell <b>49</b>	2009	Steve McCatty <b>62</b>	2018	Chris Schroder <b>76</b>	2006
Corey Patterson <b>25</b>	2009	Justin Maxwell <b>50</b>	2009	Steve McCatty <b>63</b>	2018	Marco Estrada <b>77</b>	2008-09
Pat Lischak <b>26</b>	Coach, 2009-10	Justin Maxwell <b>51</b>	2009	Steve McCatty <b>64</b>	2018	Matt Capps <b>78</b>	2010
David DeJesus <b>27</b>	2013	Justin Maxwell <b>52</b>	2009	Steve McCatty <b>65</b>	2018	Brian Broderick <b>79</b>	2011
Zach Walters <b>28</b>	2013-14	Justin Maxwell <b>53</b>	2009	Steve McCatty <b>66</b>	2018	Eury Perez <b>80</b>	2012
Reed Johnson <b>29</b>	2013	Justin Maxwell <b>54</b>	2009	Steve McCatty <b>67</b>	2018	Taylor Hill <b>81</b>	2014-15
Howie Kendrick <b>30</b>	2015	Justin Maxwell <b>55</b>	2009	Steve McCatty <b>68</b>	2018	Tom Collins <b>82</b>	2018
Dave Martinez <b>31</b>	Mgr, 2018	Justin Maxwell <b>56</b>	2009	Steve McCatty <b>69</b>	2018	Luis Ayala <b>83</b>	2005, '07-'08
Carlos Baerga <b>32</b>	2005	Justin Maxwell <b>57</b>	2009	Steve McCatty <b>70</b>	2018	Yusmeiro Petit <b>84</b>	2008
Davey Lopes <b>33</b>	Coach, 2006-08	Justin Maxwell <b>58</b>	2009	Steve McCatty <b>71</b>	2018	Christian Garcia <b>85</b>	2010
Kory Casto <b>34</b>	2007-08	Justin Maxwell <b>59</b>	2009	Steve McCatty <b>72</b>	2018	Joe Blanton <b>86</b>	2010
Riggleman <b>35</b>	Mgr, 2011-13	Justin Maxwell <b>60</b>	2009	Steve McCatty <b>73</b>	2018	Greg Holland <b>87</b>	2017
Davey Johnson <b>36</b>	Mgr, 2011-13	Justin Maxwell <b>61</b>	2009	Steve McCatty <b>74</b>	2018	Greg Holland <b>88</b>	2017
Yunel Escobar <b>37</b>	2015	Justin Maxwell <b>62</b>	2009	Steve McCatty <b>75</b>	2018	Jason Bergmann <b>89</b>	2005-10
Grant Green <b>38</b>	2017	Justin Maxwell <b>63</b>	2009	Steve McCatty <b>76</b>	2018	Chad Gaudin <b>90</b>	2011
Adrian Sanchez <b>39</b>	2017-18	Justin Maxwell <b>64</b>	2009	Steve McCatty <b>77</b>	2018	Tyler Moore <b>91</b>	2013
Jose Guillen <b>40</b>	2005-06	Justin Maxwell <b>65</b>	2009	Steve McCatty <b>78</b>	2018	Nathan Karns <b>92</b>	2013
D'Angelo Jimenez <b>41</b>	2007	Justin Maxwell <b>66</b>	2009	Steve McCatty <b>79</b>	2018	Tanner Koark <b>93</b>	2014-18
Emilio Bonifacio <b>42</b>	2008	Justin Maxwell <b>67</b>	2009	Steve McCatty <b>80</b>	2018	Joey Eschen <b>94</b>	2005-06
Anderson Hernandez <b>43</b>	2008-09	Justin Maxwell <b>68</b>	2009	Steve McCatty <b>81</b>	2018	Michael Hinckley <b>95</b>	2008-09
Ian Desmond <b>44</b>	2009-11	Justin Maxwell <b>69</b>	2009	Steve McCatty <b>82</b>	2018	David Wright <b>96</b>	2010
Cesar Izturis <b>45</b>	2012	Justin Maxwell <b>70</b>	2009	Steve McCatty <b>83</b>	2018	Fernando Abad <b>97</b>	2013
Anthony Rendon <b>46</b>	2013-18	Justin Maxwell <b>71</b>	2009	Steve McCatty <b>84</b>	2018	Doug Fister <b>98</b>	2014-15
Brad Wilkerson <b>47</b>	2005	Justin Maxwell <b>72</b>	2009	Steve McCatty <b>85</b>	2018	Jonathan Papelbon <b>99</b>	2015-16
Wick Godwin <b>48</b>	2006	Justin Maxwell <b>73</b>	2009	Steve McCatty <b>86</b>	2018	Jeremy Hellickson <b>100</b>	2018
Felipe Lopez <b>49</b>	2006	Justin Maxwell <b>74</b>	2009	Steve McCatty <b>87</b>	2018	Micah Bowie <b>101</b>	2006-07
Noak Logan <b>50</b>	2006-07	Justin Maxwell <b>75</b>	2009	Steve McCatty <b>88</b>	2018	Steven Shell <b>102</b>	2008-09
Roger Bernadina <b>51</b>	2008	Justin Maxwell <b>76</b>	2009	Steve McCatty <b>89</b>	2018	Atahualpa Severino <b>103</b>	2010-11
Emilio Bonifacio <b>52</b>	2008	Justin Maxwell <b>77</b>	2009	Steve McCatty <b>90</b>	2018	Tanner Koark <b>104</b>	2013
Josh Bard <b>53</b>	2009	Justin Maxwell <b>78</b>	2009	Steve McCatty <b>91</b>	2018	Jose Lobaton <b>105</b>	2014-17
Ivan Rodriguez <b>54</b>	2010-11	Justin Maxwell <b>79</b>	2009	Steve McCatty <b>92</b>	2018	Carlos Torres <b>106</b>	2018
Mark DeRosa <b>55</b>	2012	Justin Maxwell <b>80</b>	2009	Steve McCatty <b>93</b>	2018	J.D. Martin <b>107</b>	2009
Scott Hairston <b>56</b>	2013-14	Justin Maxwell <b>81</b>	2009	Steve McCatty <b>94</b>	2018	Todd Coffey <b>108</b>	2011
Trea Turner <b>57</b>	2015-18	Justin Maxwell <b>82</b>	2009	Steve McCatty <b>95</b>	2018	Matt Grace <b>109</b>	2015
Marlon Anderson <b>58</b>	2006	Justin Maxwell <b>83</b>	2009	Steve McCatty <b>96</b>	2018	Livan Hernandez <b>110</b>	2018
Chris Snelling <b>59</b>	2007	Justin Maxwell <b>84</b>	2009	Steve McCatty <b>97</b>	2018	Justin Miller <b>111</b>	2018
Aaron Boone <b>60</b>	2008	Justin Maxwell <b>85</b>	2009	Steve McCatty <b>98</b>	2018	Jose Mijangola <b>112</b>	'05-'06, '09-'11
Jorge Padilla <b>61</b>	2008	Justin Maxwell <b>86</b>	2009	Steve McCatty <b>99</b>	2018	Kyle McGowin <b>113</b>	'06, '11
John McLaren <b>62</b>	Coach, '10-'11	Justin Maxwell <b>87</b>	2009	Steve McCatty <b>100</b>	2018	Tom Foli <b>114</b>	Coach, 2009
Danny Espinosa <b>63</b>	2012-16	Justin Maxwell <b>88</b>	2009	Steve McCatty <b>101</b>	2018	Joel Paralta <b>115</b>	2010
Brian Gooden <b>64</b>	2018	Justin Maxwell <b>89</b>	2009	Steve McCatty <b>102</b>	2018	Abel de los Santos <b>116</b>	2015
Vinny Castilla <b>65</b>	2005	Justin Maxwell <b>90</b>	2009	Steve McCatty <b>103</b>	2018	Trevor Gott <b>117</b>	2017
Bernie Castro <b>66</b>	2006	Justin Maxwell <b>91</b>	2009	Steve McCatty <b>104</b>	2018	Sean Doolittle <b>118</b>	2017-18
Lenny Harris <b>67</b>	Coach, 2007-08	Justin Maxwell <b>92</b>	2009	Steve McCatty <b>105</b>	2018	Winston Abreu <b>119</b>	2007
Marques Grissom <b>68</b>	Coach, 2009	Justin Maxwell <b>93</b>	2009	Steve McCatty <b>106</b>	2018	Henry Rodriguez <b>120</b>	2011-13
John McLaren <b>69</b>	Coach, '10-'11	Justin Maxwell <b>94</b>	2009	Steve McCatty <b>107</b>	2018	Xavier Cedeno <b>121</b>	2013
Danny Espinosa <b>70</b>	2012-16	Justin Maxwell <b>95</b>	2009	Steve McCatty <b>108</b>	2018	Blake Treinen <b>122</b>	2014-15
Brian Gooden <b>71</b>	2018	Justin Maxwell <b>96</b>	2009	Steve McCatty <b>109</b>	2018	Spencer Kieboom <b>123</b>	2016, 2018
Royce Clayton <b>72</b>	2006	Justin Maxwell <b>97</b>	2009	Steve McCatty <b>110</b>	2018	Cole Kimball <b>124</b>	2011
Brandon Harper <b>73</b>	2006	Justin Maxwell <b>98</b>	2009	Steve McCatty <b>111</b>	2018	Rauly Read <b>125</b>	2017
Ronnie Belliard <b>74</b>	2007-09	Justin Maxwell <b>99</b>	2009	Steve McCatty <b>112</b>	2018	Jeffrey Rodriguez <b>126</b>	2018
Tim Loff <b>75</b>	Coach, 2010-13	Justin Maxwell <b>100</b>	2009	Steve McCatty <b>113</b>	2018	A.J. Cole <b>127</b>	2015
Brian Bixler <b>76</b>	2011	Justin Maxwell <b>101</b>	2009	Steve McCatty <b>114</b>	2018	Austin Adams <b>128</b>	2017-18
Corey Brown <b>77</b>	2011-13	Justin Maxwell <b>102</b>	2009	Steve McCatty <b>115</b>	2018	Eury Perez <b>129</b>	2017-18
Stephen Drew <b>78</b>	2016-17	Justin Maxwell <b>103</b>	2009	Steve McCatty <b>116</b>	2018	Jose Romero <b>130</b>	2017-18
Chip Lane <b>79</b>	Coach, 2018	Justin Maxwell <b>104</b>	2009	Steve McCatty <b>117</b>	2018	Felipe Rivero <b>131</b>	2015-16
Jeffrey Hammonds <b>80</b>	2005	Justin Maxwell <b>105</b>	2009	Steve McCatty <b>118</b>	2018	Tony Batista <b>132</b>	2007
Junior Spivey <b>81</b>	2006-18	Justin Maxwell <b>106</b>	2009	Steve McCatty <b>119</b>	2018	Jeremy Guthrie <b>133</b>	2017
Don Buford <b>82</b>	Coach, 2005	Justin Maxwell <b>107</b>	2009	Steve McCatty <b>120</b>	2018	Lastings Milledge <b>134</b>	2009
Alfonso Soriano <b>83</b>	2006	Justin Maxwell <b>108</b>	2009	Steve McCatty <b>121</b>	2018	Joe Beimel <b>135</b>	2009
Josh Wilson <b>84</b>	2007	Justin Maxwell <b>109</b>	2009	Steve McCatty <b>122</b>	2018	Colin Baker <b>136</b>	2009-10
Rob Mackowiak <b>85</b>	2008	Justin Maxwell <b>110</b>	2009	Steve McCatty <b>123</b>	2018	Colin Baker <b>137</b>	2009-10
Alberto Gonzales <b>86</b>	2008-10	Justin Maxwell <b>111</b>	2009	Steve McCatty <b>124</b>	2018	Colin Baker <b>138</b>	2009-10
Matt Strassburg <b>87</b>	2011	Justin Maxwell <b>112</b>	2009	Steve McCatty <b>125</b>	2018	Colin Baker <b>139</b>	2009-10
Tyler Moore <b>88</b>	2013-15	Justin Maxwell <b>113</b>	2009	Steve McCatty <b>126</b>	2018	Colin Baker <b>140</b>	2009-10
Dusty Baker <b>89</b>	Mgr, 2016-17	Justin Maxwell <b>114</b>	2009	Steve McCatty <b>127</b>	2018	Colin Baker <b>141</b>	2009-10
Howie Kendrick <b>90</b>	2018	Justin Maxwell <b>115</b>	2009	Steve McCatty <b>128</b>	2018	Colin Baker <b>142</b>	2009-10
Antonio Osuna <b>91</b>	2005	Justin Maxwell <b>116</b>	2009	Steve McCatty <b>129</b>	2018	Colin Baker <b>143</b>	2009-10
Rick Eckstein <b>92</b>	2006-07	Justin Maxwell <b>117</b>	2009	Steve McCatty <b>130</b>	2018	Colin Baker <b>144</b>	2009-10
Alex Cintron <b>93</b>	2009	Justin Maxwell <b>118</b>	2009	Steve McCatty <b>131</b>	2018	Colin Baker <b>145</b>	2009-10
Jamie Burke <b>94</b>	2011	Justin Maxwell <b>119</b>	2009	Steve McCatty <b>132</b>	2018	Colin Baker <b>146</b>	2009-10
Alex Cora <b>95</b>	2010	Justin Maxwell <b>120</b>	2009	Steve McCatty <b>133</b>	2018	Colin Baker <b>147</b>	2009-10
Joe Davis <b>96</b>	2008	Justin Maxwell <b>121</b>	2009	Steve McCatty <b>134</b>	2018	Colin Baker <b>148</b>	2009-10
Paul Le Duca <b>97</b>	2008	Justin Maxwell <b>122</b>	2009	Steve McCatty <b>135</b>	2018	Colin Baker <b>149</b>	2009-10
Chris Tracy <b>98</b>	2008	Justin Maxwell <b>123</b>	2009	Steve McCatty <b>136</b>	2018	Colin Baker <b>150</b>	2009-10
Tommy Lasorda <b>99</b>	2012-13	Justin Maxwell <b>124</b>	2009	Steve McCatty <b>137</b>	2018	Colin Baker <b>151</b>	2009-10
Greg Babbitt <b>100</b>	2013	Justin Maxwell <b>125</b>	2009	Steve McCatty <b>138</b>	2018	Colin Baker <b>152</b>	2009-10
Yunesky Maya <b>101</b>	2010-11	Justin Maxwell <b>126</b>	2009	Steve McCatty <b>139</b>	2018	Colin Baker <b>153</b>	2009-10
Rafael Soriano <b>102</b>	2013-14	Justin Maxwell <b>127</b>	2009	Steve McCatty <b>140</b>	2018</		

## HISTORY & RECORDS

### WASHINGTON NATIONALS INDIVIDUAL AWARDS

#### NATIONAL LEAGUE MOST VALUABLE PLAYER AWARD

YEAR	PLAYER	STATS
2015	Bryce Harper	.330, 38 2B, 42 HR, 99 RBI, 124 BB, 118 R

#### NATIONAL LEAGUE CY YOUNG AWARD

YEAR	PLAYER	STATS
2016	Max Scherzer	20-7, 2.96
2017	Max Scherzer	16-6, 2.51

#### NATIONAL LEAGUE MANAGER OF THE YEAR AWARD

YEAR	MANAGER	AWARDED BY
2012	Davey Johnson	BBWAA
2014	Matt Williams	BBWAA

#### NATIONAL LEAGUE ROOKIE OF THE YEAR AWARD

YEAR	PLAYER	STATS
2012	Bryce Harper	.270, 26 2B, 22 HR, 59 RBI, 18 SB, 98 R

#### HANK AARON AWARD

YEAR	PLAYER	AWARDED BY
2015	Bryce Harper (OF)	Major League Baseball

#### NATIONAL LEAGUE COMEBACK PLAYER OF THE YEAR

YEAR	PLAYER	STATS
2007	Dmitri Young (MLB/MLBPA)	.320, 38 2B, 13 HR, 74 RBI, .378 OBP
2016	Anthony Rendon (MLB)	.270, 38 2B, 20 HR, 85 RBI, .348 OBP
2017	Ryan Zimmerman (MLBPA)	.303, 33 2B, 36 HR, 108 RBI, .573 SLG

#### TOPPS MLB ROOKIE ALL-STAR TEAM

YEAR	PLAYER(S)	STATS
2006	Ryan Zimmerman	.287, 47 2B, 3 3B, 20 HR, 110 RBI
2008	John Lannan	9-15, 3.91 ERA, 117 K
2010	Stephen Strasburg	5-3, 2.91 ERA, 92 K
2011	Danny Espinosa	.236, 29 2B, 5 3B, 21 HR, 66 RBI, 17 SB
2012	Bryce Harper	.270, 26 2B, 9 3B, 22 HR, 59 RBI, 18 SB
	Steve Lombardozzi	.273, 16 2B, 3 3B, 3 HR, 27 RBI
2016	Trea Turner	.342, 14 2B, 8 3B, 14 HR, 40 RBI, 33 SB
2018	Juan Soto	.292, 25 2B, 3B, 22 HR, 70 RBI, 79 BB, 77 R

#### EXECUTIVE OF THE YEAR AWARD

YEAR	EXECUTIVE	AWARDED BY
2012	Mike Rizzo (GM)	Boston Chapter of the BBWAA

#### TONY CONIGLIARO AWARD

YEAR	PLAYER	AWARDED BY
2014	Wilson Ramos (C)	Boston Chapter of the BBWAA

#### LOUISVILLE SLUGGER SILVER SLUGGERS

YEAR	PLAYER(S)	STATS (BATTING AVG—HR—RBI)
2006	Alfonso Soriano (OF)	.277—46—95, 41 SB
2009	Ryan Zimmerman (3B)	.292—33—106
2010	Ryan Zimmerman (3B)	.307—25—85
2012	Ian Desmond (SS)	.292—25—73
	Adam LaRoche (1B)	.271—33—100
	Stephen Strasburg (RHP)	.277—1—7
2013	Ian Desmond (SS)	.280—20—80
2014	Ian Desmond (SS)	.255—24—91
	Anthony Rendon (3B)	.287—21—83
2015	Bryce Harper (OF)	.330—42—99
2016	Daniel Murphy (2B)	.347—25—104
	Wilson Ramos (C)	.307—22—80
2017	Daniel Murphy (2B)	.322—23—93

#### RAWLINGS GOLD GLOVES

YEAR	PLAYER	POSITION
2009	Ryan Zimmerman	3B
2012	Adam LaRoche	1B

#### NATIONAL LEAGUE ALL-STARS

YEAR	PLAYER(S)	ALL-STAR GAME SITE
2005	Livan Hernandez (RHP), Chad Cordero (RHP)	DET
2006	Alfonso Soriano* (OF)	PIT
2007	Dmitri Young (1B)	SFG
2008	Cristian Guzman (SS)	NYN
2009	Ryan Zimmerman (3B)	STL
2010	Matt Capps (RHP)	LAA
2011	Tyler Clippard (RHP)	ARI
2012	Gio Gonzalez (LHP), Bryce Harper (OF), Stephen Strasburg, (RHP), Ian Desmond (SS)	KCR
2013	Bryce Harper* (OF), Jordan Zimmermann (RHP)	NYM
2014	Tyler Clippard (RHP), Jordan Zimmermann (RHP)	MIN
2015	Bryce Harper* (OF), Max Scherzer (RHP)	CIN
2016	Bryce Harper* (OF), Daniel Murphy (2B), Wilson Ramos (C), Max Scherzer (RHP), Stephen Strasburg (RHP)	SDP
2017	Bryce Harper* (OF), Daniel Murphy* (2B), Ryan Zimmerman* (1B), Max Scherzer* (RHP), Stephen Strasburg (RHP)	MIA
2018	Bryce Harper* (OF), Max Scherzer* (RHP), Sean Doolittle (LHP)	WSH

\* — National League All-Star starter



WEEKLY AND MONTHLY AWARDS

NL PLAYER OF THE WEEK	PERIOD
1. Nick Johnson* (.545, 5 RBI) .....	May 31-June 6, 2005
2. Ryan Zimmerman* (.519, 11 RBI).....	July 30-Aug. 5, 2007
3. Willie Harris (.583, 2B, 3B, HR, 5 runs).....	July 17-20, 2008
4. Cristian Guzman* (.529, 4 2B, 7 RBI) .....	Aug. 25-31, 2008
5. Josh Willingham* (.435, 3 HR, 11 RBI).....	July 27-Aug. 2, 2009
6. Stephen Strasburg (2-0, 2.19 ERA, 2 GS).....	June 7-13, 2010
7. Ryan Zimmerman* (.500, 3 HR, 7 RBI) .....	Aug. 15-21, 2011
8. Ryan Zimmerman (.444, 4 HR, 7 RBI) .....	July 16-22, 2012
9. Jordan Zimmermann (Back-to-back SHO) .....	June 2-8, 2014
10. Jayson Werth (.450, 5 2B, 2 HR, 9 RBI).....	June 30-July 6, 2014
11. Adam LaRoche* (.333, 4 HR, 10 RBI, 3 BB) .....	Sept. 1-7, 2014
12. Jordan Zimmermann (No-hitter).....	Sept. 22-28, 2014
13. Bryce Harper (.455, 2B, 6 HR, 13 RBI) .....	May 4-10, 2015
14. Bryce Harper (.533, 2 2B, 3B, 3 HR, 9 RBI).....	May 11-17, 2015
15. Max Scherzer (No-hitter).....	June 15-21, 2015
16. Bryce Harper* (.519, 5 HR, 10 RBI, 5 BB).....	Sept. 14-20, 2015
17. Stephen Strasburg* (2-0, 0.60 ERA, 24 K).....	Sept. 14-20, 2015
18. Max Scherzer (No-hitter).....	Sept. 28-Oct. 4, 2015
19. Bryce Harper* (.346/.400/.846, 4 HR) .....	April 11-17, 2016
20. Danny Espinosa (.423, 5 HR, 17 RBI) .....	June 27-July 3, 2016
21. Bryce Harper (.550, 3 HR, 17 RBI, 7 BB).....	April 17-23, 2017
22. Ryan Zimmerman (.500, 5 HR, 13 RBI) .....	April 24-30, 2017
23. Anthony Rendon (.636/.714/1.545, 9 RBI).....	July 10-16, 2017
24. Adam Eaton (.615, 2 2B, 2 HR, 5 RBI, 7 R).....	March 30-April 1, 2018
25. Max Scherzer (2-0, 1.13 ERA, 21 SO, BB, CG).....	April 9-15, 2018
26. Mark Reynolds (.625, 2 2B, 3 HR, 12 RBI, 3 BB, 7 R) .....	July 2-8, 2018
27. Ryan Zimmerman (.476, 3 2B, 3 HR, 12 RBI, 4 BB).....	Aug. 6-12, 2018
28. Bryce Harper (.438, 2 2B, 2 HR, 7 RBI, 12 BB, 2 SO) ..	Sept. 3-9, 2018

\* Co-Winner

NL RELIEVER OF THE MONTH	PERIOD
1. Sean Doolittle (1.64 ERA, 8 SV, 11 G).....	Sept. 2017

NL PLAYER OF THE MONTH	PERIOD
1. Jayson Werth (.367, 2 2B, 7 HR, 22 RBI, .450 OBP) .....	July 2013
2. Jayson Werth (.337, 11 2B, 6 HR, 24 RBI, 7 R).....	July 2014
3. Bryce Harper (.360, 13 HR, 28 RBI, 22 BB, 24 R) .....	May 2015
4. Bryce Harper (.286, 9 HR, 24 RBI, 15 XBH, 5 SB) .....	April 2016
5. Daniel Murphy (.416, 8 2B, 7 HR, 23 RBI) .....	May 2016
6. Daniel Murphy (.346, 11 2B, 3B, 6 HR, 23 RBI).....	July 2016
7. Ryan Zimmerman (.420, 8 2B, 11 HR, 29 RBI, 22 R).....	April 2017

NL PITCHER OF THE MONTH	PERIOD
1. Chad Cordero (0.00 ERA, 15 saves, 16 G) .....	June 2005
2. Stephen Strasburg (2-0, 1.13 ERA, 5 GS).....	April 2012
3. Gio Gonzalez (5-0, 2.25 ERA, 5 GS) .....	May 2012
4. Jordan Zimmermann (4-0, 0.97 ERA, 6 GS).....	July 2012
5. Max Scherzer (5-1, 1.67 ERA, 6 GS).....	May 2015
6. Max Scherzer (3-2, 2.33 ERA, 5 GS, No Hitter).....	June 2015
7. Stephen Strasburg (4-1, 2.08 ERA, 37 SO, 12 BB) .....	July 2016
8. Max Scherzer (3-2, 0.99 ERA, 51 SO, 6 BB).....	June 2017
9. Stephen Strasburg (4-0, 0.83 ERA, 40 SO, 7 BB) .....	Sept. 2017
10. Max Scherzer (5-1, 1.62 ERA, 57 SO, 9 BB) .....	April 2018
11. Max Scherzer (4-0, 2.21 ERA, 63 SO, 10 BB) .....	May 2018

NL ROOKIE OF THE MONTH	PERIOD
1. Ryan Church (.377, HR, 11 RBI) .....	May 2005
2. Bryce Harper (.271, 5 2B, 4 3B, 4 HR, 10 RBI) .....	May 2012
3. Bryce Harper (.330, 8 2B, 3 3B, 7 HR, 14 RBI).....	Sept./Oct. 2012
4. Trea Turner (.357, 6 2B, 3 3B, 5 HR, 11 SB, 27 R) .....	Aug. 2016
5. Trea Turner (.339, 5 2B, 2 3B, 8 HR, 15 SB).....	Sept./Oct. 2016
6. Juan Soto (.317, 6 2B, 6 HR, 15 RBI, 18 BB, 19 R) .....	June 2018
7. Juan Soto (.299, 5 2B, 3B, 5 HR, 15 RBI, 16 BB, 18 R).....	July 2018
8. Juan Soto (.283, 6 2B, 6 HR, 20 RBI, 16 BB, 15 R) .....	Sept. 2018

NL DELIVERY MAN OF THE MONTH	PERIOD
1. Chad Cordero (0.00 ERA, 15 saves, 16 G) .....	June 2005
2. Matt Capps (0.68 ERA, 10 saves, 12 G) .....	April 2010
3. Tyler Clippard (0.00 ERA, 10 saves, 12 G) .....	June 2012



## HISTORY &amp; RECORDS

## NATIONALS BATTING LEADERS — ALL-TIME (2005-PRESENT)

## BATTING AVERAGE (min 1000 AB)

1. Daniel Murphy .....	329
2. Michael Morse .....	294
3. Denard Span .....	292
4. Trea Turner .....	289
5. Nick Johnson .....	286
6. Anthony Rendon .....	285
7. Cristian Guzman .....	282
8. Ryan Zimmerman .....	279
9. Bryce Harper .....	279
10. Wilson Ramos .....	268

## SLUGGING PERCENTAGE (min 1000 AB)

1. Daniel Murphy .....	550
2. Adam Dunn .....	533
3. Michael Morse .....	514
4. Bryce Harper .....	512
5. Ryan Zimmerman .....	477
6. Nick Johnson .....	471
7. Anthony Rendon .....	469
8. Trea Turner .....	456
9. Adam LaRoche .....	441
10. Jayson Werth .....	433

## GAMES

1. Ryan Zimmerman .....	1637
T2. Ian Desmond .....	927
T2. Bryce Harper .....	927
4. Jayson Werth .....	808
5. Danny Espinosa .....	779
6. Anthony Rendon .....	770
7. Wilson Ramos .....	578
8. Cristian Guzman .....	550
9. Adam LaRoche .....	489
10. Michael A. Taylor .....	483

## RUNS

1. Ryan Zimmerman .....	916
2. Bryce Harper .....	610
3. Anthony Rendon .....	454
4. Jayson Werth .....	450
5. Ian Desmond .....	424
6. Danny Espinosa .....	337
7. Cristian Guzman .....	265
8. Trea Turner .....	236
9. Adam LaRoche .....	234
10. Nick Johnson .....	228

## HITS

1. Ryan Zimmerman .....	1740
2. Bryce Harper .....	922
3. Ian Desmond .....	917
4. Anthony Rendon .....	820
5. Jayson Werth .....	781
6. Danny Espinosa .....	598
7. Cristian Guzman .....	581
8. Wilson Ramos .....	566
9. Adam LaRoche .....	430
10. Denard Span .....	428

## DOUBLES

1. Ryan Zimmerman .....	392
2. Anthony Rendon .....	201
3. Ian Desmond .....	185
4. Bryce Harper .....	183
5. Jayson Werth .....	162
6. Danny Espinosa .....	129
7. Nick Johnson .....	105
8. Daniel Murphy .....	99
9. Cristian Guzman .....	95
10. Wilson Ramos .....	90

## TRIPLES

1. Cristian Guzman .....	28
2. Ryan Zimmerman .....	22
3. Ian Desmond .....	21
4. Trea Turner .....	20
5. Denard Span .....	19
6. Bryce Harper .....	18
T7. Danny Espinosa .....	12
T7. Willie Harris .....	12
T7. Anthony Rendon .....	12
10. Wilmer Difo .....	11

## HOME RUNS

1. Ryan Zimmerman .....	264
2. Bryce Harper .....	184
3. Ian Desmond .....	110
4. Jayson Werth .....	109
5. Anthony Rendon .....	102
6. Danny Espinosa .....	92
7. Wilson Ramos .....	83
8. Adam LaRoche .....	82
9. Adam Dunn .....	76
10. Michael Morse .....	67

## TOTAL BASES

1. Ryan Zimmerman .....	2968
2. Bryce Harper .....	1693
3. Ian Desmond .....	1474
4. Anthony Rendon .....	1351
5. Jayson Werth .....	1284
6. Danny Espinosa .....	1027
7. Wilson Ramos .....	907
8. Cristian Guzman .....	801
9. Adam LaRoche .....	761
10. Daniel Murphy .....	690

## RBI

1. Ryan Zimmerman .....	988
2. Bryce Harper .....	521
3. Ian Desmond .....	432
4. Anthony Rendon .....	420
5. Jayson Werth .....	393
6. Wilson Ramos .....	320
7. Danny Espinosa .....	285
8. Adam LaRoche .....	269
9. Daniel Murphy .....	226
10. Nick Johnson .....	215

## WALKS

1. Ryan Zimmerman .....	613
2. Bryce Harper .....	585
3. Jayson Werth .....	403
4. Anthony Rendon .....	329
5. Nick Johnson .....	286
6. Adam LaRoche .....	246
7. Ian Desmond .....	232
8. Danny Espinosa .....	221
9. Adam Dunn .....	193
10. Austin Kearns .....	179

## STOLEN BASES

1. Trea Turner .....	124
2. Ian Desmond .....	122
3. Bryce Harper .....	75
4. Michael A. Taylor .....	71
5. Denard Span .....	62
6. Danny Espinosa .....	60
7. Nyjer Morgan .....	58
8. Roger Bernadina .....	56
9. Jayson Werth .....	55
10. Felipe Lopez .....	49

## NATIONALS BATTING LEADERS — SINGLE SEASON (2005-PRESENT)

## BATTING AVERAGE

1.	Daniel Murphy	.347	2016
2.	Bryce Harper	.330	2015
3.	Daniel Murphy	.322	2017
4.	Dmitri Young	.320	2007
5.	Jayson Werth	.318	2013
6.	Cristian Guzman	.316	2008
7.	Yunel Escobar	.314	2015
8.	Anthony Rendon	.308	2018
9.	Wilson Ramos	.307	2016
10.	Ryan Zimmerman	.307	2010

## GAMES

T1.	Trea Turner	162	2018
T1.	Ryan Zimmerman	162	2007
3.	Austin Kearns	161	2007
4.	Danny Espinosa	160	2012
T5.	Adam Dunn	159	2009
T5.	Alfonso Soriano	159	2006
T8.	Ian Desmond	158	2013
T8.	Adam Dunn	158	2010
T8.	Danny Espinosa	158	2011
T11.	MANY PLAYERS	157	

## AT-BATS

1.	Trea Turner	664	2018
2.	Ryan Zimmerman	653	2007
3.	Alfonso Soriano	647	2006
4.	Ryan Zimmerman	614	2006
5.	Anthony Rendon	613	2014
T6.	Denard Span	610	2013
T6.	Denard Span	610	2014
T6.	Ryan Zimmerman	610	2009
9.	Felipe Lopez	603	2007
10.	Ian Desmond	600	2013

## RUNS

1.	Alfonso Soriano	119	2006
2.	Bryce Harper	118	2015
3.	Anthony Rendon	111	2014
4.	Ryan Zimmerman	110	2009
T5.	Bryce Harper	103	2018
T5.	Trea Turner	103	2018
7.	Nick Johnson	100	2006
8.	Ryan Zimmerman	99	2007
9.	Bryce Harper	98	2012
10.	Bryce Harper	95	2017

## HITS

T1.	Daniel Murphy	184	2016
T1.	Denard Span	184	2014
3.	Cristian Guzman	183	2008
4.	Trea Turner	180	2018
5.	Alfonso Soriano	179	2006
6.	Ryan Zimmerman	178	2009
T7.	Anthony Rendon	176	2014
T7.	Ryan Zimmerman	176	2006
9.	Ryan Zimmerman	174	2007
T10.	Bryce Harper	172	2015
T10.	Daniel Murphy	172	2017

## DOUBLES

T1.	Daniel Murphy	47	2016
T1.	Ryan Zimmerman	47	2006
3.	Nick Johnson	46	2006
4.	Anthony Rendon	44	2018
T5.	Ryan Church	43	2007
T5.	Daniel Murphy	43	2017
T5.	Ryan Zimmerman	43	2007
8.	Brad Wilkerson	42	2005
T9.	Anthony Rendon	41	2017
T9.	Alfonso Soriano	41	2006

## TRIPLES

1.	Denard Span	11	2013
2.	Bryce Harper	9	2012
T3.	Denard Span	8	2014
T3.	Trea Turner	8	2016
T5.	Wilmer Difo	7	2018
T5.	Cristian Guzman	7	2009
T5.	Nyjer Morgan	7	2010
T5.	Ben Revere	7	2016
T5.	Brad Wilkerson	7	2005
T10.	MANY PLAYERS	6	

## HOME RUNS

1.	Alfonso Soriano	46	2006
2.	Bryce Harper	42	2015
T3.	Adam Dunn	38	2009
T3.	Adam Dunn	38	2010
5.	Ryan Zimmerman	36	2017
6.	Bryce Harper	34	2018
T7.	Adam LaRoche	33	2012
T7.	Ryan Zimmerman	33	2009
9.	Michael Morse	31	2011
10.	Bryce Harper	29	2017

## TOTAL BASES

1.	Alfonso Soriano	362	2006
2.	Bryce Harper	338	2015
3.	Ryan Zimmerman	320	2009
4.	Daniel Murphy	316	2016
5.	Ryan Zimmerman	300	2017
T6.	Adam Dunn	299	2010
T6.	Ryan Zimmerman	299	2007
8.	Adam LaRoche	291	2012
T9.	Daniel Murphy	290	2017
T9.	Anthony Rendon	290	2014

## RBI

1.	Ryan Zimmerman	110	2006
2.	Ryan Zimmerman	108	2017
3.	Ryan Zimmerman	106	2009
4.	Adam Dunn	105	2009
5.	Daniel Murphy	104	2016
6.	Adam Dunn	103	2010
T7.	Bryce Harper	100	2018
T7.	Adam LaRoche	100	2012
T7.	Anthony Rendon	100	2017
10.	Bryce Harper	99	2015

## WALKS

1.	Bryce Harper	130	2018
2.	Bryce Harper	124	2015
3.	Adam Dunn	116	2009
4.	Nick Johnson	110	2006
5.	Bryce Harper	108	2016
T6.	Anthony Rendon	84	2017
T6.	Brad Wilkerson	84	2005
8.	Jayson Werth	83	2014
9.	Adam LaRoche	82	2014
10.	Nick Johnson	80	2005

## STOLEN BASES

1.	Trea Turner	46	2017
2.	Trea Turner	43	2018
3.	Alfonso Soriano	41	2006
4.	Nyjer Morgan	34	2010
5.	Trea Turner	33	2016
6.	Denard Span	31	2014
7.	Ian Desmond	25	2011
T8.	Ian Desmond	24	2014
T8.	Felipe Lopez	24	2007
T8.	Lastings Milledge	24	2008
T8.	Nyjer Morgan	24	2009

BOLD - Led National League



## HISTORY &amp; RECORDS

## NATIONALS PITCHING LEADERS — ALL-TIME (2005-PRESENT)

## GAMES PITCHED

1. Tyler Clippard .....	414
2. Drew Storen .....	355
3. Sean Burnett .....	255
4. Saul Rivera .....	245
5. Jon Rauch .....	236
6. Craig Stammen .....	229
7. Chad Cordero .....	224
8. Gio Gonzalez .....	213
9. Stephen Strasburg .....	205
10. Blake Treinen .....	185

## WINS

1. Stephen Strasburg .....	94
2. Gio Gonzalez .....	86
3. Jordan Zimmermann .....	70
4. Max Scherzer .....	68
5. Tanner Roark .....	64
6. Livan Hernandez .....	44
7. John Lannan .....	42
8. Tyler Clippard .....	34
9. Craig Stammen .....	26
T10. Doug Fister .....	21
T10. Drew Storen .....	21

## LOSSES

1. Gio Gonzalez .....	65
2. Tanner Roark .....	54
T3. John Lannan .....	52
T3. Stephen Strasburg .....	52
5. Jordan Zimmermann .....	50
6. Livan Hernandez .....	47
T7. Ross Detwiler .....	32
T7. Max Scherzer .....	32
T9. Jason Bergmann .....	24
T9. Tyler Clippard .....	24
T9. Craig Stammen .....	24

## SAVES

1. Chad Cordero .....	113
2. Drew Storen .....	95
3. Rafael Soriano .....	75
4. Sean Doolittle .....	46
5. Tyler Clippard .....	34
T6. Matt Capps .....	26
T6. Jonathan Papelbon .....	26
8. Jon Rauch .....	23
9. Mike MacDougal .....	20
10. Mark Melancon .....	17

## GAMES STARTED

1. Gio Gonzalez .....	213
2. Stephen Strasburg .....	206
3. Jordan Zimmermann .....	178
4. Tanner Roark .....	141
5. John Lannan .....	134
6. Max Scherzer .....	131
7. Livan Hernandez .....	129
8. Ross Detwiler .....	69
9. Jason Bergmann .....	50
10. Tony Armas .....	49

## INNINGS

1. Gio Gonzalez .....	1253.1
2. Stephen Strasburg .....	1229.2
3. Jordan Zimmermann .....	1094.0
4. Tanner Roark .....	935.0
5. Max Scherzer .....	878.1
6. Livan Hernandez .....	828.2
7. John Lannan .....	783.2
8. Craig Stammen .....	490.2
9. Ross Detwiler .....	471.0
10. Tyler Clippard .....	464.0

## COMPLETE GAMES

1. Max Scherzer .....	9
2. Jordan Zimmermann .....	8
3. Livan Hernandez .....	6
4. Gio Gonzalez .....	3
T5. John Lannan .....	2
T5. John Patterson .....	2
T5. Stephen Strasburg .....	2
T8. MANY PLAYERS .....	1

## SHUTOUTS

T1. Max Scherzer .....	4
T1. Jordan Zimmermann .....	4
T3. Gio Gonzalez .....	2
T3. Livan Hernandez .....	2
T3. Stephen Strasburg .....	2
T6. MANY PLAYERS .....	1

## ERA (MIN 250.0 IP)

1. Tyler Clippard .....	2.68
2. Max Scherzer .....	2.71
3. Drew Storen .....	3.02
4. Doug Fister .....	3.10
5. Stephen Strasburg .....	3.14
6. Jordan Zimmermann .....	3.32
7. Jon Rauch .....	3.40
8. Tanner Roark .....	3.59
9. Gio Gonzalez .....	3.62
10. Ross Detwiler .....	3.82

## STRIKEOUTS

1. Stephen Strasburg .....	1444
2. Gio Gonzalez .....	1215
3. Max Scherzer .....	1128
4. Jordan Zimmermann .....	903
5. Tanner Roark .....	732
6. Tyler Clippard .....	530
7. Livan Hernandez .....	476
8. John Lannan .....	410
9. Craig Stammen .....	370
10. Drew Storen .....	321

## WALKS ALLOWED

1. Gio Gonzalez .....	485
2. Stephen Strasburg .....	321
3. John Lannan .....	296
4. Tanner Roark .....	263
5. Livan Hernandez .....	262
6. Jordan Zimmermann .....	221
7. Max Scherzer .....	196
8. Tyler Clippard .....	182
9. Ross Detwiler .....	154
10. Jason Bergmann .....	153

## HOME RUNS ALLOWED

1. Stephen Strasburg .....	119
2. Jordan Zimmermann .....	104
3. Max Scherzer .....	103
4. Gio Gonzalez .....	99
5. Tanner Roark .....	98
6. Livan Hernandez .....	82
7. John Lannan .....	77
8. Jason Bergmann .....	65
9. Tyler Clippard .....	51
10. Craig Stammen .....	43

## NATIONALS PITCHING LEADERS — SINGLE SEASON (2005-PRESENT)

## GAMES PITCHED

1. Jon Rauch.....	88	2007
T2. Jon Rauch.....	85	2006
T2. Saul Rivera.....	85	2007
4. Gary Majewski.....	79	2005
5. Tyler Clippard.....	78	2010
T6. Chad Cordero.....	76	2007
T6. Saul Rivera.....	76	2008
8. Tyler Clippard.....	75	2014
T9. Tyler Clippard.....	74	2012
T9. Chad Cordero.....	74	2005

## WINS

1. Gio Gonzalez.....	21	2012
2. Max Scherzer.....	20	2016
3. Jordan Zimmermann.....	19	2013
4. Max Scherzer.....	18	2018
T5. Doug Fister.....	16	2014
T5. Tanner Roark.....	16	2016
T5. Max Scherzer.....	16	2017
T8. MANY PLAYERS.....	15	

## LOSSES

1. Ramon Ortiz.....	16	2006
T2. Tanner Roark.....	15	2018
T2. John Lannan.....	15	2008
4. Dan Haren.....	14	2013
T5. Livan Hernandez.....	13	2011
T5. John Lannan.....	13	2009
T5. John Lannan.....	13	2011
T8. Tony Armas.....	12	2006
T8. Livan Hernandez.....	12	2010
T8. Odalis Perez.....	12	2008
T8. Max Scherzer.....	12	2015

## SAVES

1. Chad Cordero.....	47	2005
T2. Rafael Soriano.....	43	2013
T2. Drew Storen.....	43	2011
4. Chad Cordero.....	37	2007
T5. Tyler Clippard.....	32	2012
T5. Rafael Soriano.....	32	2014
T7. Chad Cordero.....	29	2006
T7. Drew Storen.....	29	2015
9. Matt Capps.....	26	2010
10. Sean Doolittle.....	25	2018

## GAMES STARTED

1. Livan Hernandez.....	35	2005
T2. Esteban Loaiza.....	34	2005
T2. Max Scherzer.....	34	2016
T2. Stephen Strasburg.....	34	2014
T5. MANY PLAYERS.....	33	

## INNINGS

1. Livan Hernandez.....	246.1	2005
2. Max Scherzer.....	228.2	2015
3. Max Scherzer.....	228.1	2016
4. Max Scherzer.....	220.2	2018
5. Esteban Loaiza.....	217.0	2005
6. Stephen Strasburg.....	215.0	2014
7. Jordan Zimmermann.....	213.1	2013
8. Livan Hernandez.....	211.2	2010
9. Tanner Roark.....	210.0	2016
10. John Lannan.....	206.1	2009

## INNINGS (RELIEVERS ONLY)

1. Saul Rivera.....	93.0	2007
2. Jon Rauch.....	91.1	2006
3. Tyler Clippard.....	91.0	2010
T4. Tyler Clippard.....	88.1	2011
T4. Craig Stammen.....	88.1	2012
6. Jon Rauch.....	87.1	2007
7. Gary Majewski.....	86.0	2005
8. Joel Hanrahan.....	84.1	2008
9. Saul Rivera.....	84.0	2008
10. Craig Stammen.....	81.2	2013

## COMPLETE GAMES

1. Max Scherzer.....	4	2015
T1. Jordan Zimmermann.....	4	2013
3. Jordan Zimmermann.....	3	2014
T4. Max Scherzer.....	2	2018
T4. Max Scherzer.....	2	2017
T4. Gio Gonzalez.....	2	2012
T4. Livan Hernandez.....	2	2005
T4. Livan Hernandez.....	2	2010
T4. John Lannan.....	2	2009
T4. John Patterson.....	2	2005
T9. MANY PLAYERS.....	1	

## SHUTOUTS

1. Max Scherzer.....	3	2015
T2. Jordan Zimmermann.....	2	2013
T2. Jordan Zimmermann.....	2	2014
T4. MANY PLAYERS.....	1	

## ERA

1. Doug Fister.....	2.41	2014
2. Max Scherzer.....	2.51	2017
3. Stephen Strasburg.....	2.52	2017
4. Max Scherzer.....	2.53	2018
5. Jordan Zimmermann.....	2.66	2014
6. Max Scherzer.....	2.79	2015
7. Tanner Roark.....	2.83	2016
8. Tanner Roark.....	2.85	2014
9. Gio Gonzalez.....	2.89	2012
10. Jordan Zimmermann.....	2.94	2012

## STRIKEOUTS

1. Max Scherzer.....	300	2018
2. Max Scherzer.....	284	2016
3. Max Scherzer.....	276	2015
4. Max Scherzer.....	268	2017
5. Stephen Strasburg.....	242	2014
6. Gio Gonzalez.....	207	2012
7. Stephen Strasburg.....	204	2017
8. Stephen Strasburg.....	197	2012
9. Gio Gonzalez.....	192	2013
10. Stephen Strasburg.....	191	2013

## HOME RUNS ALLOWED

1. Ramon Ortiz.....	31	2006
T1. Max Scherzer.....	31	2016
3. Dan Haren.....	28	2013
T4. Tim Lincecum.....	27	2008
T4. Max Scherzer.....	27	2015
T6. Mike Bacsik.....	26	2007
T6. Matt Chico.....	26	2007
T8. Jason Bergmann.....	25	2008
T8. Livan Hernandez.....	25	2005
T10. Tanner Roark.....	24	2018
T10. Jordan Zimmermann.....	24	2015

## HISTORY &amp; RECORDS

## WASHINGTON NATIONALS RECORD BOOK (2005-present)

Washington Nationals (2005-present)  
RFK Stadium (2005-2007)  
Nationals Park (2008-present)

CATEGORY	CLUB GENERAL	RECORD
Most Wins, Season		98 [2012]
Most Wins, Season Home		51 [2014]
Most Wins, Season Road		50 [2017]
Most Wins, Month		20 [June 2005 and May 2018]
Most Losses, Season		103 [2009]
Most Losses, Season Home		48 [2009]
Most Losses, Season Road		56 [2008]
Most Losses, Month		20 [May, 2009]
Most Consecutive Wins (single season)		10 [June 2-12, 2005 and Aug. 12-21, 2014]
Most Consecutive Wins, Home (single season)		12 [June 2-25, 2005]
Most Consecutive Wins, Road (single season)		10 [May 20-30, 2018]
Most Consecutive Losses (single season)		12 [Aug. 8-20, 2008]
Most Consecutive Losses, Home (single season)		7 [May 15-20, 2009]
Most Consecutive Losses, Road (single season)		10 [May 25-June 16, 2009]
Most Wins Over One Club, Season		15 [NYM in 2014 and ATL in 2016]
Most Wins Over One Club, Home		10 [ATL, 2015]
Most Wins Over One Club, Road		9 [NYM in 2014]
Most Wins Over One Club, Consecutive		13 [SEA, June 10, 2005-May 24, 2017]
Most Losses To One Club, Season		15 [PHI in 2009]
Most Losses To One Club, Home		8 [NYM in 2006]
Most Losses To One Club, Road		8 [PHI in 2009]
Most Losses To One Club, Consecutive		10 [FLA, Sept. 24, 2008-July 1, 2009]
Most Shut-Out Wins, Season		19 [2014]
Most Times Shut Out, Season		21 [2008]
Highest Single-Game Paid Attendance (reg. season and Postseason)		45,966 [Game 5, 2012 NLDS vs. STL]

## THE FIRSTS OF THE WASHINGTON NATIONALS (ALL OCCURRED APRIL 4, 2005 AT PHI UNLESS OTHERWISE NOTED)

FEAT	PLAYER
First starting lineup	Wilkerson (8), Guzman (6), Vidro (4), Guillen (9), Johnson (3), Castilla (5), Sledge (7), Schneider (2), Hernandez (1)
First batter/hit	Brad Wilkerson (bloop single to RF in first inning off Jon Lieber)
First pitch	Livan Hernandez (called strike)
First run scored	Nick Johnson (scored on Sledge groundout in 2nd inning)
First double	Brian Schneider (2nd inning)
First triple	Brad Wilkerson (7th inning, April 6 at PHI)
First home run	Termel Sledge (2-run shot off Jon Lieber in the 6th inning)
First grand slam	Brad Wilkerson (August 4 vs. LAD off Duane Sanchez)
First set of back-to-back home runs	Ryan Church and Vinny Castilla (April 9 at FLA)
First multi-home run game	Jose Guillen (2 home runs, April 13 at ATL)
First home run allowed	Kenny Lofton (5th inning off Livan Hernandez)
First RBI	Termel Sledge (2nd inning RBI groundout)
First walk	Brian Schneider (6th inning)
First strikeout	Jose Guillen (first inning)
First stolen base	J.J. Davis (6th inning, April 6 at PHI)
First cycle	Brad Wilkerson (April 6 at PHI)
First reliever	T.J. Tucker (replaced Hernandez with 2 outs in the 5th inning)
First win	Joey Eischen (in relief, April 6 at PHI in 7-3 victory)
First win for starting pitcher	Tomo Ohka (April 13 at ATL)
First loss	Livan Hernandez
First save	Chad Cordero (April 12 at ATL)
First hold	Luis Ayala (April 6 at PHI)
First error	Brian Schneider (first inning on attempted stolen base)
First strikeout victim	Bobby Abreu (swinging in first inning against Hernandez)
First shutout	April 20 vs. ATL (W2-0 behind Zach Day and 2 relievers)
First complete-game shutout	John Patterson (August 4 vs. LAD)
First no-hitter	Jordan Zimmermann (September 28, 2014 vs. MIA)

THE TOP-FIVE LONGEST GAMES IN NATIONALS HISTORY (\* = POSTSEASON)

LONG GAMES

LONGEST GAME, INNINGS

# INN.	DATE (RESULT)
18.....	7/17/16 vs. PIT (L1-2)
18.....	10/4/14 vs. SFG (L1-2)*
16.....	4/24/16 vs. MIN (W6-5)
16.....	6/24/14 at MIL (W4-2)
15.....	5/19/14 vs. CIN (L3-4)
15.....	8/17/13 at ATL (W8-7)
15.....	10/4/09 at ATL (W2-1)

LONGEST GAME, TIME / 9 INN.

T.O.G.	DATE (RESULT)
4:37.....	10/12/17 vs. CHI (L8-9)*
4:32.....	10/13/16 vs. LAD (L3-4)*
4:22.....	10/1/17 vs. PIT (L8-11)
4:14.....	9/23/18 vs. NYM (L6-8)
4:12.....	10/10/16 at LAD (W8-3)*
4:10.....	9/4/18 vs. STL (L8-11)
4:01.....	9/25/16 at PIT (W10-7)

LONGEST GAME, TIME

T.O.G.	DATE (RESULT)
6:23.....	10/4/14 vs. SFG (L1-2)*
5:56.....	4/24/16 vs. MIN (W6-5)
5:48.....	7/17/16 vs. PIT (L1-2)
5:34.....	9/3/14 at LAD (W8-5)
5:29.....	8/17/13 at ATL (W8-7)
5:22.....	6/24/14 at MIL (W4-2)
5:15.....	8/28/11 at CIN (L4-5)

MARGIN OF VICTORY

Largest Margin of Victory.....	21 [July 31, 2018 vs. NYM (W25-4)]
Largest Margin of Victory, Shutout.....	15 [Aug. 26, 2018 vs. NYM (W15-0)]
Largest Margin of Defeat.....	15 [April 5, 2013 at CIN (L0-15)]
Largest Margin of Defeat, Shutout.....	15 [April 5, 2013 at CIN (L0-15)]

ONE-RUN GAMES

Most Consecutive One-Run Games.....	6 [June 21-27, 2010 and July 4-9, 2011]
Most Consecutive One-Run Wins.....	12 [June 3-July 5, 2005]
Most Consecutive One-Run Losses.....	13 [July 7-Aug. 6, 2005]

DEFICITS OVERCOME

Largest Deficit Overcome To Win.....	9 [July 5, 2018 vs. MIA (down 9-0 after T4th, W14-12)]
Largest Deficit Overcome To Win, Home.....	9 [July 5, 2018 vs. MIA (down 9-0 after T4th, W14-12)]
Largest Deficit Overcome To Win, Road.....	8 [April 28, 2015 at ATL (down 10-2 after B4th, W13-12)]
Largest Deficit Overcome To Win, 9th Inn. or Later.....	4 [June 21, 2011 vs. SEA (down 5-1 after T9th, W6-5)]

LEADS RELINQUISHED

Largest Lead Relinquished In Loss.....	9 [July 20, 2012 vs. ATL (up 9-0 after 5 inn., L10-11)]
Largest Lead Relinquished In Loss, Home.....	9 [July 20, 2012 vs. ATL (up 9-0 after 5 inn., L10-11)]
Largest Lead Relinquished In Loss, Road.....	6 [MANY TIMES; last: July 28, 2014 at MIA (up 6-0 after 6 inn., L6-7)]
Largest Lead Relinquished In Loss, 9th Inning or Later.....	5 [Sept. 17, 2005 at SDP (up 5-0 in 9th, L5-8 in 12 inn.)]

LENGTH OF GAME

Longest Game, 9 innings*.....	4:22 [Oct. 1, 2017 vs. PIT (L8-11)]
Longest Game, 9-innings, Home*.....	4:22 [Oct. 1, 2017 vs. PIT (L8-11)]
Longest Game, 9-innings, Road*.....	4:01 [Sept. 25, 2016 at PIT (W10-7)]
Longest Game, Extra Innings*.....	5:56 [April 24, 2016 vs. MIN (16 inn., W6-5)]
Longest Game, Extra Innings, Home.....	5:56 [April 24, 2016 vs. MIN (16 inn., W6-5)]
Longest Game, Extra Innings, Road*.....	5:34 [Sept. 3, 2014 at LAD (14 inn., W8-5)]
Longest Game, Innings Played*.....	18 [July 17 vs. PIT (L1-2)]
Longest Game, Innings Played, Home*.....	18 [July 17 vs. PIT (L1-2)]
Longest Game, Innings Played, Road.....	16 [June 24, 2014 at MIL (W4-2)]
Shortest Game.....	1:31 [July 29, 2007 at NYM (rain-shortened 5.0-inn. game, L0-5)]
Shortest Game.....	1:37 [June 4, 2009 vs. SFG (rain-shortened 6.0-inn. game, L1-4)]
Shortest Game.....	1:31 [July 29, 2007 at NYM (rain-shortened 5.0-inn. game, L0-5)]
Shortest Game, Extra Innings.....	2:32 [May 10, 2014 at OAK (10 inn., L3-4)]
Shortest Game, Extra Innings, Home.....	2:46 [April 21, 2012 vs. MIA (10 inn., W3-2)]
Shortest Game, Extra Innings, Road.....	2:32 [May 10, 2014 at OAK (10 inn., L3-4)]

PERSONNEL

Most Players Used, Season.....	57 [2006]
Fewest Players Used, Season.....	40 [2014]
Most Players Used, 9-inning Game.....	24 [Sept. 25, 2016 at PIT (W10-7)]
Most Players Used, Game.....	26 [Sept. 3, 2014 at LAD (14 inn., W8-5)]
Most Players Used, Game, Both Clubs.....	51 [Sept. 7, 2008 at ATL (ATL 28, WSH 23) and Sept. 3, 2014 at LAD (WSH 26, LAD 25)]

\* - Not including Postseason



## HISTORY &amp; RECORDS

CATEGORY	CLUB BATTING	RECORD
<b>RUNS SCORED</b>		
Most Runs Scored, Season .....		819 [2017]
Most Runs Scored, 9-inning Game .....	25 [July 31, 2018 vs. NYM (W25-4)]	
Most Runs Scored, Game, Extra Innings .....	11 [MANY TIMES; last: July 29, 2012 at MIL (11 inn., W11-10)]	
Most Runs Scored, Win .....	25 [July 31, 2018 vs. NYM (W25-4)]	
Most Runs Scored, Loss .....	11 [April 27, 2009 at PHI (L11-13)]	
Most Runs Scored, Home .....	25 [July 31, 2018 vs. NYM (W25-4)]	
Most Runs Scored, Road .....	17, [May 20, 2011 at BAL (W17-5) and June 29, 2018 at PHI (W17-7)]	
Most Runs Scored, Home Win .....	25 [July 31, 2018 vs. NYM (W25-4)]	
Most Runs Scored, Home Loss .....	10 [July 20, 2012 vs. ATL (11 inn., L10-11) and June 12 vs. ATL (L10-11)]	
Most Runs Scored, Road Win .....	17, [May 20, 2011 at BAL (W17-5) and June 29, 2018 at PHI (W17-7)]	
Most Runs Scored, Road Loss .....	11 [April 27, 2009 at PHI (L11-13)]	
Most Runs Scored, Inning .....	11 [April 27, 2017 at COL, T7th, W (16-5)]	
Most Runs Scored, In An Extra Inning .....	6 [July 23, 2012 at NYM, 10th inn. (10 inn., W8-2)]	
Most Runs Scored, 3-Game Series .....	32 [Sept. 24-26, 2007 at NYM and Aug. 1-3, 2016 at ARI]	
Most Runs Scored, 4-Game Series .....	46 [April 24-27 at COL]	
Most Combined Runs, Game (Both Teams) .....	29 [July 31, 2018 vs. NYM (W25-4)]	
Most Consecutive Games, Scoring Run(s) .....	90 [Sept. 27, 2016 - July 7, 2017]	
Most Consecutive Games, Shut Out .....	3 [Aug. 23-25, 2018]	
<b>BATTING AVERAGE, ON-BASE, SLUGGING PERCENTAGES</b>		
Highest Batting Average, Season .....		.266 [2017]
Highest On-Base Percentage, Season .....		.338 [2006]
Highest Slugging Percentage, Season .....		.449 [2017]
<b>AT-BATS</b>		
Most At-Bats, Season .....		5615 [2012]
Most At-Bats, Game .....	50 [July 31, 2018 vs. NYM (W25-4)]	
Most At-Bats, Game, Extra Innings .....	60 [April 24, 2016 vs. MIN (W6-5)]	
<b>HITS</b>		
Most Hits, Season .....		1447 [2017]
Most Hits, Game .....	26 [July 31, 2018 vs. NYM (W25-4)]	
Most Hits, Game, Win .....	26 [July 31, 2018 vs. NYM (W25-4)]	
Most Hits, Game, Loss .....	17 [Sept. 10, 2006 at COL (L9-13), Aug. 28, 2011 at CIN (14 inn., L4-5) and June 12, 2017 vs. ATL (L10-11)]	
Most Hits, Inning .....	9 [Aug. 20, 2016 at ATL(4th inn., W11-9) and May 23, 2017 vs. SEA (W10-1)]	
Most Consecutive Plate Appearances with a Hit .....	8 [Aug. 20, 2016 at ATL (4th inn., W11-9)]	
Fewest Hits, Season .....		1319 [2011]
Fewest Hits, Game .....	1 [5x; Last: July 19, 2017 at LAA (L0-7)]	
Fewest Hits, Game, Win .....	2 [Aug. 7, 2016 vs. SFG (W1-0)]	
Fewest Hits, Game, Loss .....	1 [5x; Last: July 19, 2017 at LAA (L0-7)]	
<b>EXTRA-BASE HITS</b>		
Most Extra-Base Hits, Season .....		557 [2017]
Most Extra-Base Hits, Game .....	13 [July 27, 2017 vs. MIL (W15-2)]	
<b>SINGLES</b>		
Most Singles, Season .....		964 [2008]
Most Singles, Game .....	16 [June 16, 2015 at TBR (W16-4)]	
<b>DOUBLES</b>		
Most Doubles, Season .....		322 [2006]
Most Doubles, Game .....	8 [July 5, 2014 vs. CHI (W13-0)]	
<b>TRIPLES</b>		
Most Triples, Season .....		38 [2009]
Most Triples, Game .....	3 [MANY TIMES; last: Aug. 13, 2016 vs. ATL (W7-6)]	



**HOME RUNS**

Most Home Runs, Season .....	215 [2017]
Most Home Runs, Season, Home Games .....	107 [2017]
Most Home Runs, Season, Road Games .....	108 [2017]
Most Home Runs, Season, Off One Opponent .....	31 [NYM in 2013 and 2017]
Most Home Runs, Game .....	8 [July 27, 2017 vs. MIL (W15-2)]
Most Home Runs, Game, Home .....	8 [July 27, 2017 vs. MIL (W15-2)]
Most Home Runs, Game, Road .....	7 [June 29, 2018 at PHI (W17-7)]
Most Home Runs, Inning .....	5 [July 27, 2017 vs. MIL (W15-2)]
Most Consecutive Plate Appearances With A Home Run .....	4 [July 27, 2017 vs. MIL (W15-2)]
Most Consecutive Games Hitting at Least One Home Run .....	14 [May 26-June 10, 2016]
Most Pinch-Hit Home Runs, Season .....	12 [2016]
Most Pinch-Hit Home Runs, Game .....	2 [May 13, 2016 vs. MIA (Stephen Drew and Chris Heisey, W5-3)]
Most Grand Slams, Season .....	8 [2009]

**RBI**

Most RBI, Season .....	796 [2017]
Most RBI, Game .....	25 [July 31, 2018 vs. NYM (W25-4)]
Most RBI, Inning .....	10 [April 27, 2017 at COL (7th inn., W16-5)]

**WALKS/STRIKEOUTS**

Most Walks, Season .....	631 [2018]
Most Walks, 9-inning Game .....	14 [Sept. 15, 2018 vs. ATL (W7-1)]
Most Walks, Game, Extra Innings .....	12 [July 6, 2006 vs. FLA (11 inn., W8-7) and Sept. 19, 2008 vs. SDP (14 inn., L6-11)]
Most Intentional Walks, Season .....	66 [2006]
Most Strikeouts, Season .....	1344 [2015]
Most Strikeouts, 9-inning Game .....	18 [Oct. 3, 2015 at NYM (W2-0)]
Most Strikeouts, Game, Extra Innings .....	19 [Aug. 28, 2011 at CIN (14 inn., L4-5)]
Most Strikeouts, Inning .....	4 [April 28, 2013 vs. CIN (4th inn., L2-5)]

**STOLEN BASES**

Most Stolen Bases, Season .....	123 [2006]
Most Stolen Bases, Game .....	7 [June 27, 2017 vs. CHI (W6-1)]
Most Stolen Bases, Inning .....	4 [June 27, 2016 vs. NYM (1st inn., W11-4)]
Most Consecutive Stolen Bases .....	17 [Sept. 11-27, 2013]
Most Times Caught Stealing, Season .....	62 [2006]
Most Times Caught Stealing, Game .....	3 [April 15, 2006 at FLA]

**MISCELLANEOUS**

Most Total Bases, Season .....	2495 [2017]
Most Total Bases, Game .....	50 [July 31, 2018 vs. NYM (W25-4)]
Most Times Hit By Pitch, Season .....	89 [2005]
Most Times Hit By Pitch, Game .....	4 [April 6, 2006 at NYM (L5-10) and June 5, 2011 at ARI (11 inn., W9-4)]
Most Sacrifice Flies, Season .....	63 [2016]
Most Sacrifice Flies, Game .....	3 [MANY TIMES; last June 24, 2017 vs. CIN (W18-3)]
Most Sacrifice Bunts, Season .....	91 [2005]
Most Sacrifice Bunts, Game .....	5 [Sept. 27, 2006 vs. PHI (14 inn., L7-8)]
Most GDP, Season .....	153 [2008]
Most GDP, Game .....	4 [MANY TIMES; last June 30, 2017 at STL (1-8)]
Most Runners Left On Base, Season .....	1223 [2009]
Most Runners Left On Base, 9-inning Game .....	17 [MANY TIMES; last: April 20, 2014 (W3-2)]
Most Runners Left On Base, Extra Innings .....	21 [May 8, 2016 at CHI (13 inn., L3-4)]
Most Pinch Hits, Season .....	67 [2006]
Most Pinch Hits, 9-inning Game .....	3 [MANY TIMES; last Sept. 19, 2012 vs. LAD (G2, L6-7)]
Most Pinch Hits, Game, Extra Innings .....	3 [June 9, 2006 vs. PHI (12 inn., W9-8)]



## HISTORY &amp; RECORDS

CATEGORY	CLUB PITCHING	RECORD
<b>EARNED RUN AVERAGE</b>		
Highest ERA, Season .....		5.03 [2006]
Lowest ERA, Season .....		3.03 [2014]
<b>COMPLETE GAMES</b>		
Most Complete Games, Season .....		6 [2009, 2013]
Fewest Complete Games, Season .....		0 [2007]
Most Consecutive Complete Games .....		None
<b>SHUTOUTS</b>		
Most Shutouts, Season .....		19 [2014]
Fewest Shutouts, Season .....		3 [2006 and 2009]
Most Consecutive Shutouts .....		2 [MANY TIMES; last: May 2-3, 2015]
<b>HITS ALLOWED</b>		
Most Hits Allowed, Season .....		1535 [2006]
Most Hits Allowed, Game .....	22 [June 27, 2007 at ATL (L0-13), Sept. 26, 2014 vs. MIA (L7-15) and July 8, 2018 vs. MIA (L2-10)]	
Fewest Hits Allowed, Game .....	0 [THREE TIMES; last: Oct. 3, 2015 at NYM (W2-0)]	
Most Hits Allowed, Inning .....	9 [Oct. 1, 2006 vs. NYM (2nd inn., L2-6) and April 8, 2017 at PHI (1st inn., L3-17)]	
<b>RUNS ALLOWED</b>		
Most Runs Allowed, Season .....		874 [2009]
Most Runs Allowed, Game .....	18 [July 5, 2006 vs. FLA (L9-18)]	
Fewest Runs Allowed, Season .....		555 [2014]
Most Runs Allowed, Inning .....	12 [April 8, 2017 at PHI (1st inn., L3-17)]	
<b>EARNED RUNS ALLOWED</b>		
Most Earned Runs Allowed, Season .....		803 [2006]
Most Earned Runs Allowed, Game .....	17 [July 5, 2006 vs. FLA (L9-18)]	
Fewest Earned Runs Allowed, Season .....		495 [2014]
<b>HOME RUNS ALLOWED</b>		
Most Home Runs Allowed, Season .....		198 [2018]
Most Home Runs Allowed, Game .....	6 [April 5, 2013 at CIN (L0-15)]	
Fewest Home Runs Allowed, Season .....		110 [2014]
Most Home Runs Allowed, Inning .....	3 [MANY TIMES; last: Sept. 4, 2018 vs. STL, T6th, (L8-11)]	
Most Home Runs Allowed, Consecutive Batters .....	3 [July 21, 2017 at ARI (1st inn., L5-6)]	
Most Home Runs Allowed, Month .....	49 [Aug., 2009]	
Most Consecutive Games Not Allowing Home Run .....	11 [Sept. 5-16, 2011]	
Most Grand Slams Allowed, Season .....		9 [2018]
<b>HIT BATSMEN</b>		
Most Hit Batsmen, Season .....		92 [2006]
Most Hit Batsmen, Game .....	4 [July 20, 2005 vs. COL (L2-3)]	
Fewest Hit Batsmen, Season .....		42 [2007]
Most Hit Batsmen, Inning .....	2 [MANY TIMES; last: Aug. 12, 2018 at CHI, B9th, (L3-4)]	
<b>WALKS</b>		
Most Walks Issued, Season .....		629 [2009]
Most Walks Issued, Game .....	13 [Aug. 10, 2008 at MIL (13 inn., L4-5)]	
Fewest Walks Issued, Season .....		352 [2014]
Most Intentional Walks Issued, Season .....		93 [2006]
Most Intentional Walks Issued, Game .....	4 [Sept. 8, 2006 at COL (L8-11) and April 3, 2008 at PHI (10 inn., L7-8)]	
<b>STRIKEOUTS</b>		
Most Strikeouts, Season .....		1476 [2016]
Most Strikeouts, 9-inning Game .....		20 [May 11, 2016 vs. DET (W3-2)]

Most Strikeouts, Extra Innings.....	20 [Aug. 17, 2013 at ATL, (15 inn, W8-7), April 24, 2016 vs. MIN (16 inn., W6-5)]
Most Consecutive Strikeouts .....	9 [Oct. 3, 2015 at NYM (W2-0)]
Most Strikeouts, Inning .....	4 [April 26, 2006 vs. CIN (8th inn., L0-5)]
Most Strikeouts, Game, Bullpen .....	19 [Aug. 17, 2013 at ATL (15 inn., W8-7)]

**WILD PITCHES**

Most Wild Pitches, Season.....	74 [2009]
Most Wild Pitches, Game.....	4 [MANY TIMES; last: Sept. 3, 2013 at PHI (W9-6)]
Most Wild Pitches, Inning.....	3 [MANY TIMES; last: Sept. 3, 2013 at PHI (6th inn., W9-6)]

**RELIEF PITCHING**

Most Relief Appearances, Season.....	588 [2007]
Most Relief Appearances, Game.....	9 [Sept. 3, 2014 at LAD (14 inn.) and Sept. 7, 2016 vs. ATL (11 inn.)]
Most Relief Innings, Season .....	590.2 [2007]
Most Relief Innings, Game .....	14.0 [Aug. 17, 2013 at ATL (15 inn., W8-7)]
Most Relief Wins, Season .....	31 [2011]
Lowest Relief ERA, Season .....	3.00 [2014]

**SAVES**

Most Saves, Season.....	51 [2005 and 2012]
Fewest Saves, Season .....	28 [2008]

**PERSONNEL**

Most Pitchers Used, Season .....	31 [2018]
Fewest Pitchers Used, Season .....	18 [2014]
Most Pitchers Used, 9-inning Game .....	9 [Sept. 18, 2007 vs. NYM (W9-8) and Sept. 25, 2016 at PIT (W10-7)]
Most Pitchers Used, Extra Innings.....	10 [Sept. 3, 2014 at LAD (14 inn., W8-5) and Sept. 7, 2016 vs. ATL (11 inn., W5-4)]

**FIELDING PERCENTAGE**

Highest Fielding Percentage, Season .....	.989 [2018]
Lowest Fielding Percentage, Season.....	.977 [2009]

CATEGORY	CLUB FIELDING	RECORD
----------	---------------	--------

**ERRORS**

Most Errors, Season.....	143 [2009]
Most Errors, Game.....	6 [Sept. 8, 2006 at COL (L8-11)]
Fewest Errors, Season .....	64 [2018]
Most Errors, Inning.....	3 [MANY TIMES; last May 23, 2015 vs. PHI (4th inn., L1-8)]
Most Errors, 9-inning Game, Both Clubs .....	8 [Sept. 8, 2006 at COL (L8-11)]
Most Errors, Extra Innings, Both Clubs.....	5 [Sept. 5, 2014 vs. PHI (11 inn., L8-9)]
Most Consecutive Errorless Games.....	13 [June 2-15, 2011 and June 25-July 9, 2014]
Most Consecutive Errorless Innings.....	130.2 [June 1-16, 2011]

**DOUBLE PLAYS**

Most Double Plays, Season.....	156 [2005]
Most Double Plays, Game.....	5 [June 6, 2009 vs. NYM (W7-1)]
Most Double Plays, 9-inning Game, Both Clubs .....	7 [MANY TIMES; last: June 27, 2012, WSH (4) at COL (3), W11-5]
Most Double Plays, Extra Inning Game, Both Clubs.....	5 [MANY TIMES; last: April 21, 2015, WSH (3) vs. STL (2) - 10 inn., W2-1]

**OUTFIELD ASSISTS**

Most Outfield Assists, Season .....	38 [2011]
Most Outfield Assists, Game.....	2 [MANY TIMES; last: Aug. 9, 2018 vs. ATL (W6-3)]

NATIONALS PARK  
 COMMUNITY RELATIONS  
 DREAM FOUNDATION  
 YOUTH BASEBALL ACADEMY  
 FRONT OFFICE OWNERSHIP  
 MANAGER | COACHING STAFF  
 PLAYERS  
 2018 IN REVIEW  
 HISTORY AND RECORDS  
 SCOUTING | RESEARCH | PLAYER DEV.  
 MEDIA



## HISTORY & RECORDS

CATEGORY	INDIVIDUAL BATTING	RECORD
<b>GAMES PLAYED</b>		
Most Games Played, Career	1637	[Ryan Zimmerman]
Most Games Played, Season	162	[Ryan Zimmerman, 2007 and Trea Turner, 2018]
Most Consecutive Games Played	205	[Ryan Zimmerman, Sept. 19, 2006-May 3, 2008]
Most Consecutive Games Started (DH Included)	205	[Ryan Zimmerman, Sept. 19, 2006-May 3, 2008]
<b>RUNS SCORED</b>		
Most Runs Scored, Career	916	[Ryan Zimmerman]
Most Runs Scored, Season	119	[Alfonso Soriano, 2006]
Most Runs Scored, Game	5	[MANY TIMES; last: Anthony Rendon, April 30, 2017 vs. NYM (W23-5)]
<b>BATTING AVERAGE, ON-BASE, SLUGGING PERCENTAGES</b>		
Highest Batting Average, Career (Min. 500 Games)	.285	[Anthony Rendon]
Highest Batting Average, Season	.347	[Daniel Murphy, 2016]
Highest On-Base Percentage, Career (Min. 500 Games)	.388	[Bryce Harper]
Highest On-Base Percentage, Season	.460	[Bryce Harper, 2015]
Highest Slugging Percentage, Career (Min. 500 Games)	.512	[Bryce Harper]
Highest Slugging Percentage, Season	.649	[Bryce Harper, 2015]
<b>AT-BATS, PLATE APPEARANCES</b>		
Most At-Bats, Career	6228	[Ryan Zimmerman]
Most At-Bats, Season	664	[Trea Turner, 2018]
Most At-Bats, 9-inning Game	6	[MANY TIMES; last: Trea Turner, Sept. 29, 2018 at COL (W12-2)]
Most At-Bats, Game, Extra Innings	8	[MANY TIMES; last: Matt den Dekker, April 24, 2016 vs. MIN (16 inn., W6-5)]
Most Plate Appearances, Career	6939	[Ryan Zimmerman]
Most Plate Appearances, Season	740	[Trea Turner, 2018]
Most Plate Appearances, 9-inning Game	7	[Ryan Zimmerman, July 31, 2018 vs. NYM (W25-4)]
Most Plate Appearances, Game, Extra Innings	8	[MANY TIMES; last: Matt den Dekker, April 24, 2016 vs. MIN (16 inn., W6-5)]
Most Plate Appearances, Inning	2	[MANY TIMES; last: Adam Eaton, Sept. 25, 2018 vs. MIA, B7th (W9-4)]
Most Consecutive Plate Appearances Reaching Base Safely	10	[Nick Johnson, June 18-20, 2009]
<b>HITS</b>		
Most Hits, Career	1740	[Ryan Zimmerman]
Most Hits, Season	184	[Denard Span, 2014 and Daniel Murphy, 2016]
Most Hits, 9-inning Game	6	[Anthony Rendon, April 30, 2017 vs. NYM (W23-5)]
Most Hits, Game, Extra Innings	5	[Elijah Dukes, June 20, 2008 vs. TEX (14 inn., W4-3)]
Most Hits, Inning	2	[MANY TIMES; last: Adam Eaton, Sept. 28, 2018 vs. MIA (W9-4)]
Most Hits, Month	47	[Daniel Murphy, May 2016]
Most Hits, Month, March/April	37	[Ryan Zimmerman, 2017]
Most Hits, Month, May	47	[Daniel Murphy, 2016]
Most Hits, Month, June	40	[Dmitri Young, 2007 and Cristian Guzman, 2008]
Most Hits, Month, July	40	[Nyjer Morgan, 2009]
Most Hits, Month, Aug.	45	[Trea Turner, 2016]
Most Hits, Month, Sept./Oct.	41	[Trea Turner, 2016]
Most Consecutive Plate Appearances With a Hit	8	[Dmitri Young, May 31-June 1, 2007 and Trea Turner, Aug. 23-24, 2016]
<b>HITTING, HOME RUN STREAKS</b>		
Longest Consecutive-Game Hitting Streak	30	[Ryan Zimmerman, April 8-May 13, 2009]
Longest Consecutive-Game Home Run Streak	4	[MANY TIMES; last: Bryce Harper, April 14-17, 2016]
<b>MULTI-HIT GAMES</b>		
Most Multi-Hit Games, Career	469	[Ryan Zimmerman]
Most Multi-Hit Games, Season	58	[Denard Span, 2014]
Most Consecutive Multi-Hit Games	8	[Cristian Guzman, Aug. 26-Sept. 3, 2008]
Most Multi-Hit Games, Month	15	[Daniel Murphy, May 2016, Trea Turner, Aug. 2016]



**EXTRA-BASE HITS**

Most Extra-Base Hits, Career .....	678 [Ryan Zimmerman]
Most Extra-Base Hits, Season .....	89 [Alfonso Soriano, 2006]
Most Extra-Base Hits, Game.....	4 [MANY TIMES; last: Ryan Zimmerman, Sept. 29, 2017 vs. PIT (W6-1)]
Most Extra-Base Hits, Month.....	21 [Alfonso Soriano, July, 2006]

**SINGLES**

Most Singles, Career .....	1062 [Ryan Zimmerman]
Most Singles, Season .....	134 [Cristian Guzman, 2008]
Most Singles, Game.....	5 [MANY TIMES; last: Trea Turner, June 24, 2017 vs. CIN (W18-3)]

**DOUBLES**

Most Doubles, Career .....	392 [Ryan Zimmerman]
Most Doubles, Season .....	47 [Ryan Zimmerman, 2006 and Daniel Murphy, 2016]
Most Doubles, Game.....	3 [MANY TIMES; last: Bryce Harper, June 24, 2018 vs. PHI (W8-6)]

**TRIPLES**

Most Triples, Career.....	28 [Cristian Guzman]
Most Triples, Season.....	11 [Denard Span, 2013]
Most Triples, Game.....	2 [MANY TIMES; last: Ben Revere, Aug. 13, 2016 vs. ATL (W7-6)]

**HOME RUNS**

Most Home Runs, Career .....	264 [Ryan Zimmerman]
Most Home Runs, Career, Left-Handed Hitter .....	184 [Bryce Harper]
Most Home Runs, Career, Right-Handed Hitter .....	264 [Ryan Zimmerman]
Most Home Runs, Career, Switch Hitter .....	92 [Danny Espinosa]

Most Home Runs, Season .....	46 [Alfonso Soriano, 2006]
Most Home Runs, Season, Home .....	24 [Alfonso Soriano, 2006]
Most Home Runs, Season, Road .....	22 [Alfonso Soriano, 2006]
Most Home Runs, Season, Off One Club .....	8 [Bryce Harper vs. PHI, 2015]
Most Home Runs, Season, Left-Handed Hitter.....	42 [Bryce Harper, 2015]
Most Home Runs, Season, Right-Handed Hitter .....	46 [Alfonso Soriano, 2006]
Most Home Runs, Season, Switch Hitter.....	24 [Danny Espinosa, 2016]

Most Home Runs, Season, As 1B .....	38 [Adam Dunn, 2010]
Most Home Runs, Season, As 2B .....	23 [Daniel Murphy, 2017]
Most Home Runs, Season, As 3B .....	33 [Ryan Zimmerman, 2009]
Most Home Runs, Season, As SS .....	25 [Ian Desmond, 2012]
Most Home Runs, Season, As OF .....	46 [Alfonso Soriano, 2006]
Most Home Runs, Season, As C .....	24 [Wilson Ramos, 2016]
Most Home Runs, Season, As P .....	2 [Livan Hernandez, 2005 and Stephen Strasburg, 2017]

Most Home Runs, Season, Single Month .....	13 [Bryce Harper, May 2015]
Most Home Runs, Month, March/April .....	11 [Ryan Zimmerman, 2017]
Most Home Runs, Month, May .....	13 [Bryce Harper, 2015]
Most Home Runs, Month, June.....	9 [Ian Desmond, 2013]
Most Home Runs, Month, July.....	10 [Ryan Zimmerman, 2012]
Most Home Runs, Month, Aug.....	11 [Alfonso Soriano, 2006]
Most Home Runs, Month, Sept./Oct .....	11 [Ryan Zimmerman, 2013 and Bryce Harper, 2015]

Most Home Runs, Pre All-Star Break .....	27 [Alfonso Soriano, 2006]
Most Home Runs, Post All-Star Break.....	19 [Alfonso Soriano, 2006 and Ryan Zimmerman, 2009]

Most Home Runs, Game .....	3 [MANY TIMES; last: Anthony Rendon, April 30, 2017 vs. NYM (W23-5)]
----------------------------	--

Most First-Inning Lead-Off Home Runs, Career.....	9 [Alfonso Soriano]
Most First-Inning Lead-Off Home Runs, Season.....	9 [Alfonso Soriano, 2006]

Most Multi-Homer Games, Career.....	25 [Ryan Zimmerman]
Most Multi-Homer Games, Season.....	7 [Adam Dunn, 2010 and Ryan Zimmerman, 2017]
Most Consecutive Multi-Homer Games.....	2 [Jayson Werth, July 21-22, 2013 and Bryce Harper, May 6-8, 2015]





## HISTORY &amp; RECORDS

Most Consecutive Plate Appearances with Home Run .....	3 [MANY TIMES; last: Bryce Harper, May 6-8, 2015]
Most Consecutive At-Bats with Home Run .....	3 [MANY TIMES; last: Bryce Harper, May 6-8, 2015]
Most Grand Slams, Career .....	6 [Ryan Zimmerman]
Most Grand Slams, Season .....	2 [MANY TIMES; last: Danny Espinosa and Bryce Harper, 2016]
Most Grand Slams, Game .....	2 [Josh Willingham, July 27, 2009 at MIL (W14-6)]

## RBI

Most RBI, Career .....	988 [Ryan Zimmerman]
Most RBI, Career, Left-Handed Hitter .....	521 [Bryce Harper]
Most RBI, Career, Right-Handed Hitter .....	988 [Ryan Zimmerman]
Most RBI, Career, Switch Hitter .....	285 [Danny Espinosa]
Most RBI, Season .....	110 [Ryan Zimmerman, 2006]
Most RBI, Season, Home .....	62 [Ryan Zimmerman, 2006]
Most RBI, Season, Road .....	59 [Michael Morse, 2011]
Most RBI, Season, Off One Club .....	22 [Ryan Zimmerman vs. PHI, 2006]
Most RBI, Season, Left-Handed Hitter .....	105 [Adam Dunn, 2009]
Most RBI, Season, Right-Handed Hitter .....	110 [Ryan Zimmerman, 2006]
Most RBI, Season, Switch Hitter .....	74 [Dmitri Young, 2007]
Most RBI, Season, As 1B .....	102 [Adam Dunn, 2010 and Ryan Zimmerman, 2017]
Most RBI, Season, As 2B .....	93 [Daniel Murphy, 2017]
Most RBI, Season, As 3B .....	110 [Ryan Zimmerman, 2006]
Most RBI, Season, As SS .....	91 [Jan Desmond, 2014]
Most RBI, Season, As OF .....	100 [Bryce Harper, 2018]
Most RBI, Season, As C .....	79 [Wilson Ramos, 2016]
Most RBI, Season, As P .....	12 [Max Scherzer, 2016]
Most RBI, Single Month, Season .....	29 [Ryan Zimmerman, March/April 2017]
Most RBI, March/April, Season .....	29 [Ryan Zimmerman, 2017]
Most RBI, May, Season .....	28 [Bryce Harper, 2015]
Most RBI, June, Season .....	28 [Jan Desmond, 2013]
Most RBI, July, Season .....	24 [Ryan Zimmerman, 2012 and Jayson Werth, 2014]
Most RBI, Aug., Season .....	28 [Ryan Zimmerman, 2015]
Most RBI, Sept./Oct., Season .....	28 [Ryan Zimmerman 2012, Wilson Ramos 2013 and Anthony Rendon 2018 ]
Most RBI, Pre All-Star Break .....	66 [Daniel Murphy, 2016]
Most RBI, Post All-Star Break .....	55 [Ryan Zimmerman, 2012]
Most RBI, Game .....	10 [Anthony Rendon, April 30, 2017 vs. NYM (W23-5) and Mark Reynolds, July 7, 2018 vs. MIA (W18-4)]
Most Consecutive Games with RBI .....	9 [Ryan Zimmerman, Sept. 3-12, 2012]
Most RBI, Inning .....	4 [MANY TIMES; last: Mark Reynolds, Aug. 26, 2018 vs. NYM T9th (W15-0)]
Most Multi-RBI Games, Career .....	236 [Ryan Zimmerman]
Most Multi-RBI Games, Season .....	32 [Adam LaRoche, 2012]

## WALKS/STRIKEOUTS

Most Walks, Career .....	613 [Ryan Zimmerman]
Most Walks, Season .....	130 [Bryce Harper, 2018]
Most Walks, 9-inning Game .....	5 [Bryce Harper, Sept. 18, 2018 vs. MIA (W4-2)]
Most Walks, Game, Extra Innings .....	6 [Bryce Harper, May 8, 2016 at CHI (13 inn., L3-4)]
Most Intentional Walks, Career .....	70 [Bryce Harper]
Most Intentional Walks, Season .....	20 [Bryce Harper, 2016]
Most Intentional Walks, 9-inning Game .....	2 [MANY TIMES; last: Juan Soto, July 26, 2018 vs. MIA, (W10-3)]
Most Intentional Walks, Game, Extra Innings .....	3 [Bryce Harper, May 8, 2016 at CHI (13 inn., L3-4)]
Most Strikeouts, Career .....	1268 [Ryan Zimmerman]
Most Strikeouts, Season .....	199 [Adam Dunn, 2010]
Fewest Strikeouts, Season (Min. 502 Plate Appearances) .....	48 [Jose Vidro, 2006]
Most Strikeouts, Game .....	5 [3x; last: Trea Turner, June 2, 2018 vs. ATL (W5-3)]

**STOLEN BASES**

Most Stolen Bases, Career.....	124 [Trea Turner]
Most Stolen Bases, Season.....	46 [Trea Turner, 2017]
Most Stolen Bases, Game.....	4 [Trea Turner, June 18 at NYM (L1-5) and June 27 vs. CHI (W6-1)]
Most Stolen Bases, Inning.....	2 [MANY TIMES; last: Michael A. Taylor, June 27 vs. CHI (4th inn., W6-1)]
Most Consecutive Stolen Bases Without Being Thrown Out.....	24 [Roger Bernadina, June 9, 2010-June 24, 2011]
Most Consecutive Games With At Least One Stolen Base.....	4 [Nook Logan, Aug. 4-7, 2007 and Ian Desmond, July 30-Aug. 3, 2013]
Most Times Caught Stealing, Career.....	37 [Ian Desmond]
Most Times Caught Stealing, Season.....	17 [Alfonso Soriano, 2006 and Nyjer Morgan, 2010]
Most Times Caught Stealing, Game.....	2 [MANY TIMES; last: Trea Turner, Aug. 23, 2016 at BAL (L1-8)]

**MISCELLANEOUS**

Most Total Bases, Career.....	2968 [Ryan Zimmerman]
Most Total Bases, Season.....	362 [Alfonso Soriano, 2006]
Most Total Bases, Game.....	16 [Anthony Rendon, April 30, 2017 vs. NYM (W23-5)]
Most Times Hit By Pitch, Career.....	73 [Danny Espinosa]
Most Times Hit By Pitch, Season.....	20 [Danny Espinosa, 2016]
Most Times Hit By Pitch, Game.....	2 [MANY TIMES; last: Daniel Murphy, Sept. 9, 2016 vs. PHI (L5-4)]
Most Sacrifice Flies, Career.....	65 [Ryan Zimmerman]
Most Sacrifice Flies, Season.....	10 [Ryan Zimmerman, 2015 and Bryce Harper, 2016]
Most Sacrifice Flies, Game.....	2 [MANY TIMES; last: Bryce Harper, March 31, 2018 at CIN (W13-7)]
Most Sacrifice Bunts, Career.....	50 [Livan Hernandez]
Most Sacrifice Bunts, Season.....	15 [Nyjer Morgan, 2010 and Livan Hernandez, 2011]
Most Sacrifice Bunts, Game.....	3 [Gio Gonzalez, May 2, 2015 at NYM (W1-0)]
Most GDP, Career.....	199 [Ryan Zimmerman]
Most GDP, Season.....	26 [Ryan Zimmerman, 2007]
Most GDP, 9-inning Game.....	3 [Ryan Zimmerman, June 21, 2011 vs. SEA (W6-5)]
Most GDP, Game, Extra Innings.....	2 [MANY TIMES; last Ryan Zimmerman, June 23, 2017 vs. CIN (10 inn., W6-5)]
Most Pinch-Hit Appearances, Career.....	121 [Chad Tracy]
Most Pinch-Hit Appearances, Season.....	68 [Chad Tracy, 2013]
Most Pinch Hits, Career.....	23 [Chad Tracy]
Most Pinch Hits, Season.....	16 [Adam Lind, 2017]
Highest Pinch-Hit Batting Average, Career (50 Pinch-Hit AB Min.).....	.289 [Steve Lombardozzi]
Highest Pinch-Hit Batting Average, Season (10 Pinch-Hit AB Minimum).....	.417 [Alberto Gonzalez, 2009]
Most Pinch-Hit Home Runs, Career.....	4 [Adam Lind]
Most Pinch-Hit Home Runs, Season.....	4 [Adam Lind, 2017]
Most Pinch-Hit RBI, Career.....	16 [Chad Tracy]
Most Pinch-Hit RBI, Season.....	13 [Adam Lind, 2017]
Most Hits By A Pitcher, Career.....	54 [Jordan Zimmermann]
Most Hits By A Pitcher, Season.....	20 [Livan Hernandez, 2005]
Most Home Runs By A Pitcher, Career.....	4 [Livan Hernandez]
Most Home Runs By A Pitcher, Season.....	2 [Stephen Strasburg, 2017]
Most Hits By A Pitcher, Game.....	3 [MANY TIMES; last: Stephen Strasburg, Aug. 1, 2016 at ARI (W14-1)]
Most RBI By A Pitcher, Game.....	4 [Max Scherzer, Oct. 2, 2016 vs. MIA (W10-7)]

**ROOKIES**

Highest Batting Average, Season (Min. 300 At-Bats).....	.342 [Trea Turner, 2016]
Highest On-Base Percentage, Season (Min. 300 At-Bats).....	.406 [Juan Soto, 2018]
Highest Slugging Percentage, Season (Min. 300 At-Bats).....	.567 [Trea Turner, 2016]
Most Games, Season.....	158 [Danny Espinosa, 2011]
Most At-Bats, Season.....	614 [Ryan Zimmerman, 2006]
Most Runs, Season.....	98 [Bryce Harper, 2012]
Most Hits, Season.....	176 [Ryan Zimmerman, 2006]



## HISTORY &amp; RECORDS

Most Home Runs, Season .....	22 [Bryce Harper, 2012 and Juan Soto, 2018]
Most RBI, Season .....	110 [Ryan Zimmerman, 2006]
Most Stolen Bases, Season.....	33 [Trea Turner, 2016]
Longest Consecutive-Game Hitting Streak .....	17 [Ryan Zimmerman, June 28-July 18, 2006]

CATEGORY	INDIVIDUAL PITCHING	RECORD
----------	---------------------	--------

GAMES	
Most Appearances, Career.....	414 [Tyler Clippard]
Most Appearances, Season.....	88 [Jon Rauch, 2007]

GAMES STARTED	
Most Starts, Career .....	213 [Gio Gonzalez]
Most Starts, Season .....	35 [Livan Hernandez, 2005]

INNINGS	
Most Innings Pitched, Career .....	1253.1 [Gio Gonzalez]
Most Innings Pitched, Season, Starter.....	246.1 [Livan Hernandez, 2005]
Most Innings Pitched, Season, Reliever.....	93.0 [Saul Rivera, 2007]
Most Innings Pitched, Game, Starter.....	9.0 [MANY TIMES; last: Max Scherzer, Sept. 8, 2018 vs. CHI (W10-3)]
Most Innings Pitched, Game, Reliever.....	6.0 [Ross Ohlendorf, July 21, 2013 vs. LAD (L2-9)]

WINS	
Most Wins, Career .....	94 [Stephen Strasburg]
Most Wins, Season .....	21 [Gio Gonzalez, 2012]
Most Wins, Season, Home.....	12 [Jordan Zimmermann, 2013]
Most Wins, Season, Road .....	12 [Gio Gonzalez, 2012 and Max Scherzer, 2016]

Highest Winning Percentage, Career (Min. 30 Decisions).....	.680 [Max Scherzer, 68-32, 2015-18]
Highest Winning Percentage, Season (Min. 15 Decisions).....	.789 [Stephen Strasburg, 15-4, 2016 and 2017]
Most Wins, Pre All-Star Break.....	12 [Livan Hernandez, 2005, Gio Gonzalez, 2012, Jordan Zimmermann, 2013 & Stephen Strasburg, 2016]
Most Wins, Post All-Star Break.....	10 [Max Scherzer, 2016]

Most Relief Wins, Career .....	33 [Tyler Clippard]
Most Relief Wins, Season .....	11 [Tyler Clippard, 2010]

Most Consecutive Wins, Starter [when rec. the decision] .....	16 [Stephen Strasburg, Sept. 15, 2015-July 15, 2016]
Most Consecutive Wins, Reliever .....	8 [Tyler Clippard, Sept. 9, 2009-May 9, 2010]

LOSSES	
Most Losses, Career .....	65 [Gio Gonzalez]
Most Losses, Season .....	16 [Ramon Ortiz, 2006]

Most Relief Losses, Career .....	23 [Tyler Clippard]
Most Relief Losses, Season .....	8 [Luis Ayala, 2008 and Tyler Clippard, 2010]

Most Consecutive Losses, Starter.....	8 [Dan Haren, May 14-July 22, 2013]
Most Consecutive Losses, Reliever .....	8 [Sean Burnett, Aug. 18, 2009-Aug. 18, 2010]

ERA	
Lowest ERA, Career (Min. 500 IP).....	2.71 [Max Scherzer]
Lowest ERA, Season (among those qualified).....	2.41 [Doug Fister, 2014]

COMPLETE GAMES	
Most Complete Games, Career .....	9 [Max Scherzer]
Most Complete Games, Season .....	4 [Jordan Zimmermann, 2013 and Max Scherzer, 2015]
Most Consecutive Complete Games.....	2 [Jordan Zimmermann, June 8-13, 2014 and Max Scherzer, June 14-20, 2015]

SHUTOUTS	
Most Shutouts, Career.....	4 [Jordan Zimmermann and Max Scherzer]
Most Shutouts, Season .....	3 [Max Scherzer, 2015]
Most Consecutive Shutouts .....	2 [Max Scherzer, June 14-20, 2015]

NO-HITTERS	
Most No-Hitters, Career.....	2 [Max Scherzer, June 20, 2015 vs. PIT and Oct. 3, 2015 at NYM]
PERFECT GAME	
Most Perfect Games, Career.....	None
CONSECUTIVE SCORELESS INNINGS	
Most Consecutive Scoreless Innings.....	35.0 [Stephen Strasburg, Aug. 19-Sept. 17, 2017]
Most Consecutive Scoreless Innings, Starter.....	35.0 [Stephen Strasburg, Aug. 19-Sept. 17, 2017]
Most Consecutive Scoreless Innings, Reliever.....	22.2 [Sean Burnett, Aug. 26, 2010-April 12, 2011]
HITS ALLOWED	
Most Hits Allowed, Career.....	1123 [Gio Gonzalez]
Most Hits Allowed, Season.....	268 [Livan Hernandez, 2005]
Most Hits Allowed, Game.....	12 [MANY TIMES; last: Joe Ross, May 28, 2017 vs. SDP (L3-5)]
RUNS ALLOWED	
Most Runs Allowed, Career.....	537 [Gio Gonzalez]
Most Runs Allowed, Season.....	127 [Ramon Ortiz, 2006]
Most Runs Allowed, Game.....	10 [MANY TIMES; last: A.J. Cole, April 3, 2018 vs. ATL (L6-13)]
EARNED RUNS ALLOWED	
Most Earned Runs Allowed, Career.....	504 [Gio Gonzalez]
Most Earned Runs Allowed, Season.....	118 [Ramon Ortiz, 2006]
Most Earned Runs Allowed, Game.....	10 [MANY TIMES; last: Jeremy Guthrie, April 8, 2017 at PHI (L3-17)]
HOME RUNS ALLOWED	
Most Home Runs Allowed, Career.....	119 [Stephen Strasburg]
Most Home Runs Allowed, Season.....	31 [Ramon Ortiz, 2006 and Max Scherzer, 2016]
Most Home Runs Allowed, Game.....	4 [MANY TIMES; last: Max Scherzer, May 6, 2016 at CHI (L6-8)]
Most Home Runs Allowed, Inning.....	3 [MANY TIMES; last: Austen Williams, Sept. 4, 2018 vs. STL (T6th., L8-11)]
HIT BATSMEN	
Most Hit Batsmen, Career.....	42 [Jordan Zimmermann]
Most Hit Batsmen, Season.....	18 [Ramon Ortiz, 2006]
Most Hit Batsmen, Game.....	4 [Livan Hernandez, July 20, 2005 vs. COL (L3-2)]
WALKS	
Most Walks, Career.....	485 [Gio Gonzalez]
Most Walks, Season.....	84 [Livan Hernandez, 2005]
Fewest Walks, Season (Min. 162 Innings).....	24 [Doug Fister, 2014]
Most Walks, Game.....	7 [MANY TIMES; last: Jefry Rodriguez, Sept. 2, 2018 vs. MIL (L4-9)]
STRIKEOUTS	
Most Strikeouts, Career.....	1444 [Stephen Strasburg]
Most Strikeouts, Career, Left-Handed Pitcher.....	1215 [Gio Gonzalez]
Most Strikeouts, Career, Right-Handed Pitcher.....	1444 [Stephen Strasburg]
Most Strikeouts, Career, Starter.....	1444 [Stephen Strasburg]
Most Strikeouts, Career, Reliever.....	522 [Tyler Clippard]
Most Strikeouts, Season.....	300 [Max Scherzer, 2018]
Most Strikeouts, Season, Left-Handed Pitcher.....	207 [Gio Gonzalez, 2012]
Most Strikeouts, Season, Right-Handed Pitcher.....	300 [Max Scherzer, 2018]
Most Strikeouts, Season, Starter.....	284 [Max Scherzer, 2016]
Most Strikeouts, Season, Reliever.....	112 [Tyler Clippard, 2010]
Most Strikeouts, Game.....	20 [Max Scherzer, May 11, 2016 vs. DET (W3-2)]
Most Strikeouts, Game, Left-Handed Pitcher.....	12 [Gio Gonzalez, Sept. 25, 2014 vs. NYM (G2, W3-0) and Sept. 16, 2015 at PHI (W12-2)]
Most Strikeouts, Game, Right-Handed Pitcher.....	20 [Max Scherzer, May 11, 2016 vs. DET (W3-2)]
Most Strikeouts, Game, Starter.....	20 [Max Scherzer, May 11, 2016 vs. DET (W3-2)]
Most Strikeouts, Game, Reliever.....	7 [MANY TIMES; last: A.J. Cole, May 23, 2015 vs. PHI (L1-8)]
Most Strikeouts, Inning.....	4 [Jon Rauch, April 26, 2006 vs. CIN, 8th inn., (L0-5)]
Most Consecutive Strikeouts.....	9 [Max Scherzer, Oct. 3, 2015 at NYM (W2-0)]

NATIONALS PARK  
 COMMUNITY RELATIONS  
 DREAM FOUNDATION  
 YOUTH BASEBALL ACADEMY  
 FRONT OFFICE OWNERSHIP  
 MANAGER | COACHING STAFF  
 PLAYERS  
 2018 IN REVIEW  
 HISTORY AND RECORDS  
 SCOUTING | RESEARCH | PLAYER DEV.  
 MEDIA



## HISTORY & RECORDS

### WILD PITCHES

Most Wild Pitches, Career.....	38 [Gio Gonzalez]
Most Wild Pitches, Season.....	14 [Henry Rodriguez, 2011]
Most Wild Pitches, Game.....	4 [Daniel Cabrera, April 30, 2009 vs. STL (L4-9)]

### SAVES

Most Saves, Career.....	113 [Chad Cordero]
Most Saves, Season.....	47 [Chad Cordero, 2005]
Most Saves, Pre All-Star Break.....	31 [Chad Cordero, 2005]
Most Saves, Post All-Star Break.....	22 [Chad Cordero, 2007]
Most Consecutive Appearances Earning a Save.....	15 [Chad Cordero, June 5-July 2, 2005]
Most Consecutive Team Games Earning a Save.....	4 [Mike MacDougal, Aug. 2-5, 2009 and Drew Storen, June 10-14, 2011]
Most Consecutive Successfully Converted Save Opportunities.....	26 [Chad Cordero, April 26-July 2, 2005]

### THE SAVE-JOBS

#### TOP SAVE SEASONS IN NATIONALS HISTORY (2005-18)

RK	RELIEVER	SEASON	G	INN.	SV	SvOp	SV%	BS	HOLDS	ERA	BAA
1.	Chad Cordero	2005	74	74.1	47	54	87.0	7	0	1.82	.198
T2.	Rafael Soriano	2013	68	66.2	43	49	87.8	6	0	3.11	.251
T2.	Drew Storen	2011	73	75.1	43	48	89.6	5	3	2.75	.204
4.	Chad Cordero	2007	76	75.0	37	46	80.4	9	1	3.36	.260
T5.	Tyler Clippard	2012	74	72.2	32	37	86.5	5	13	3.72	.204
T5.	Rafael Soriano	2014	64	82.1	32	39	82.1	7	0	3.19	.223
T7.	Chad Cordero	2006	68	73.1	29	33	87.9	4	0	3.19	.215
T7.	Drew Storen	2015	58	55.0	29	34	85.3	5	5	3.44	.220
9.	Matt Capps	2010	47	46.0	26	30	86.7	4	0	2.74	.274
10.	Sean Doolittle	2017	30	30.0	25	22	95.5	1	1	2.40	.204

### BALKS

Most Balks, Career.....	4 [Stephen Strasburg]
Most Balks, Season.....	3 [Ramon Ortiz, 2006, Yunesky Maya, 2010 and Stephen Strasburg, 2013]
Most Balks, Game.....	2 [MANY TIMES; last: Stephen Strasburg, Sept. 8, 2013 at MIA (W6-4)]

### ROOKIES

Most Games.....	79 [Gary Majewski, 2005]
Most Starts.....	31 [Matt Chico, 2007 and John Lannan, 2008]
Most Innings Pitched.....	182.0 [John Lannan, 2008]
Most Wins.....	9 [John Lannan, 2008]
Lowest ERA (Minimum 100.0 Innings).....	3.91 [John Lannan, 2008]
Most Complete Games.....	1 [Ross Detwiler, Shairon Martis, Craig Stammen, 2009]
Most Shutouts.....	None
Most Saves.....	8 [Koda Glover, 2017]
Most Strikeouts.....	117 [John Lannan, 2008]

### CATEGORY

### INDIVIDUAL FIELDING

### RECORD

#### FIELDING PERCENTAGE

Highest Fielding Percentage, Career (Minimum 250 games)	
1B.....	.994 [Adam LaRoche]
2B.....	.989 [Danny Espinosa]
3B.....	.972 [Anthony Rendon]
SS.....	.979 [Trea Turner]
OF.....	.995 [Denard Span]
C.....	.994 [Wilson Ramos]
P.....	.987 [Sean Burnett]
Highest Fielding Percentage, Season (Among those who qualified)	
1B.....	.996 [Nick Johnson, 2005 and Ryan Zimmerman, 2016]
2B.....	.992 [Wilmer Difo, 2018]
3B.....	.981 [Anthony Rendon, 2018]
SS.....	.980 [Trea Turner, 2018]
OF.....	1.000 [Denard Span, 2013]
C.....	.997 [Wilson Ramos, 2016]
P.....	1.000 [MANY TIMES; last: Tanner Roark, 2018]



**PUTOUTS**

<b>Most Putouts, Career</b>	
1B .....	3904 [Adam LaRoche]
2B .....	943 [Danny Espinosa]
3B .....	853 [Ryan Zimmerman]
SS .....	1318 [Ian Desmond]
OF .....	1690 [Bryce Harper]
C .....	4308 [Wilson Ramos]
P .....	79 [Jordan Zimmermann]
<b>Most Putouts, Season</b>	
1B .....	1260 [Adam LaRoche, 2012]
2B .....	305 [Danny Espinosa, 2011]
3B .....	152 [Ryan Zimmerman, 2006]
SS .....	234 [Ian Desmond, 2013]
OF .....	380 [Austin Kearns, 2007]
C .....	1094 [Wilson Ramos, 2016]
P .....	18 [Jordan Zimmermann, 2011]

**ASSISTS**

<b>Most Assists, Career</b>	
1B .....	301 [Adam LaRoche]
2B .....	1457 [Danny Espinosa]
3B .....	2181 [Ryan Zimmerman]
SS .....	2447 [Ian Desmond]
OF .....	53 [Bryce Harper]
C .....	305 [Wilson Ramos]
P .....	158 [Gio Gonzalez]
<b>Most Assists, Season</b>	
1B .....	100 [Adam LaRoche, 2012]
2B .....	464 [Danny Espinosa, 2011]
3B .....	348 [Ryan Zimmerman, 2007]
SS .....	446 [Ian Desmond, 2013]
OF .....	22 [Alfonso Soriano, 2006]
C .....	77 [Wilson Ramos, 2015]
P .....	45 [Livan Hernandez, 2005]

**ERRORS**

<b>Most Errors, Career</b>	
1B .....	27 [Nick Johnson]
2B .....	27 [Danny Espinosa]
3B .....	137 [Ryan Zimmerman]
SS .....	147 [Ian Desmond]
OF .....	31 [Bryce Harper]
C .....	28 [Wilson Ramos]
P .....	10 [Jordan Zimmermann]
<b>Most Errors, Season</b>	
1B .....	15 [Nick Johnson, 2006]
2B .....	14 [Danny Espinosa, 2011]
3B .....	23 [Ryan Zimmerman, 2007]
SS .....	34 [Ian Desmond, 2010]
OF .....	11 [Alfonso Soriano, 2006]
C .....	8 [Wilson Ramos, 2013 and Matt Wieters, 2017]
P .....	4 [Craig Stammen, 2010, Ross Ohlendorf, 2013 and Stephen Strasburg, 2014]
<b>Most Errors, Game</b>	
1B .....	3 [Michael Morse, July 15, 2011 at ATL (L1-11)]
2B .....	2 [MANY TIMES; last Daniel Murphy, May 18, 2017 at PIT (L4-10)]
3B .....	3 [Damian Jackson, Aug. 20, 2006 at PHI (L10-12) and Ryan Zimmerman, Sept. 7, 2007 at ATL (L1-7)]
SS .....	3 [Ian Desmond, June 2, 2010 at HOU (L1-5)]
OF .....	2 [MANY TIMES; last: Justin Maxwell, Oct. 1, 2010 at FLA (L1-2)]
C .....	2 [MANY TIMES; last: Wilson Ramos, July 19, 2014 vs. MIL (W8-3)]
P .....	2 [MANY TIMES; last: Doug Fister, April 27, 2015 at ATL (L4-8)]



## HISTORY & RECORDS

### LIST OF MOST-RECENT TRADES INVOLVING EACH OF THE OTHER 29 BALLCLUBS (AS OF 12/12/18)

#### LAST TRADE LIST

DIVISION / TEAM	DATE	NATIONALS RECEIVED	NATIONALS DEALT
<b>NL East</b>			
ATL	3/27/2016	1B Nate Freiman	INF/OF Tyler Moore
MIA	10/10/2018	RHP Kyle Barraclough	International Slot Value
NYM	2/12/2018	INF/OF Matt Reynolds	Cash Considerations
PHI	7/28/2017	INF/OF Howie Kendrick	LHP McKenzie Mills
<b>NL Central</b>			
CHI	8/21/2018	INF Andruw Monasterio, Player To Be Named	2B Daniel Murphy
CIN	12/12/2018	RHP Tanner Rainey	RHP Tanner Roark
MIL	8/31/2018	C/1B KJ Harrison, INF Gilbert Lara	LHP Gio Gonzalez, International Slot Value
PIT	9/26/2016	C Taylor Gushue	INF Christopher Bostick
STL	8/21/2018	Cash Considerations	1B Matt Adams
<b>NL West</b>			
ARI	7/30/2011	INF Zachary Walters	RHP Jason Marquis
COL	7/31/2009	RHP Ryan Mattheus, RHP Robinson Fabian	LHP Joe Beimel
LAD	8/31/2018	RHP Andrew Istler	RHP Ryan Madson
SDP	12/2/2016	C Derek Norris	RHP Pedro Avila
SFG	7/28/2006	RHP Shairon Martis	LHP Mike Stanton
<b>AL East</b>			
BAL	10/3/2001*	Conditional Deal	OF Tim Lincecum
BOS	3/30/2015	Cash Considerations	C Sandy Leon
NYN	4/23/2018	Cash Considerations	RHP A.J. Cole
TBR	2/7/2017	LHP Enny Romero	RHP Jeffrey Rosa
TOR	1/9/2010	OF Ben Revere	RHP Drew Storen and Cash Considerations
<b>AL Central</b>			
CLE	11/30/2018	C Yan Gomes	RHP Jery Rodriguez, OF Daniel Johnson, INF Andruw Monasterio
CWS	5/26/2017	OF Ryan Raburn	PTBN or Cash Considerations (Cash)
DET	12/2/2013	RHP Doug Fister	INF Steve Lombardozzi, LHP Ian Krol, LHP Robbie Ray
KCR	6/18/2018	RHP Jacob Candra-Bogan	OF Brian Goodwin
MIN	7/21/2017	RHP Brandon Kintzler	LHP Tyler Watson
<b>AL West</b>			
HOU	3/26/2007	INF Wade Robinson	C Danny Ardoin
LAA	12/10/2016	RHP Austin Adams, RHP Kyle McGowin	INF Danny Espinosa
OAK	8/5/2018	International Slot Value	RHP Shawn Kelley, Cash Considerations
SEA	1/16/2013	RHP A.J. Cole, LHP Ian Krol, RHP Blake Treinen (from OAK)	OF Michael Morse
TEX	12/12/2014	INF Chris Bostick, RHP Abel De Los Santos	LHP Ross Detwiler

\* Expos Trade

### CHRONOLOGICAL LIST OF NATIONALS EJECTIONS (2005-18)

#### PRESS EJECT

DATE	NATIONAL EJECTED	SITE / OPPONENT	DATE	NATIONAL EJECTED	SITE / OPPONENT	DATE	NATIONAL EJECTED	SITE / OPPONENT
April 30, 2005	Robinson, Frank	vs. NYM	June 5, 2010	Riggleman, Jim	vs. CIN	Sep. 19, 2013	Randy Knorr	vs. MIA
May 17, 2005	Robinson, Frank	vs. MIL	June 19, 2010	Riggleman, Jim	vs. CWS	June 23, 2014	Matt Williams	at MIL
June 4, 2005	Byrd, Marlon	vs. FLA	July 18, 2010	Harris, Willie	at FLA	Oct. 4, 2014	Matt Williams	vs. SFG
July 16, 2005	Guzman, Cristian	at MIL	Aug. 17, 2010	Rodriguez, Ivan	at ATL	Oct. 4, 2014	Asdrubal Cabrera	vs. SFG
July 18, 2005	Vidro, Jose	vs. COL	Aug. 18, 2010	Riggleman, Jim	at ATL	May 13, 2015	Matt Williams	at ARI
Sep. 13, 2005	Robinson, Frank	at NYM	Aug. 18, 2010	Zimmerman, Ryan	at ATL	May 13, 2015	Bryce Harper	at ARI
Sep. 14, 2005	Guillen, Jose	at NYM	Aug. 28, 2010	Radison, Dan	vs. STL	May 20, 2015	Bryce Harper	vs. NYN
April 6, 2006	Robinson, Frank	at NYM	Aug. 28, 2010	Olsen, Scott	vs. STL	May 20, 2015	Matt Williams	vs. NYN
April 6, 2006	Rodriguez, Felix	at NYM	Sep. 1, 2010	Morgan, Nyjer	at FLA	May 30, 2015	Yunel Escobar	at CIN
April 29, 2006	Jackson, Damian	at STL	Sep. 1, 2010	Slaten, Doug	at FLA	July 31, 2015	Bryce Harper	at WYM
May 13, 2006	Robinson, Frank	at ATL	Sep. 1, 2010	Riggleman, Jim	at FLA	Aug. 15, 2015	Steve McCatty	at SFG
May 17, 2006	Fick, Robert	at CHI	Sep. 28, 2010	Riggleman, Jim	vs. PHI	Sep. 23, 2015	Jonathan Papelbon	vs. BAL
June 15, 2006	Fick, Robert	vs. COL	April 6, 2011	Coffey, Todd	at FLA	May 9, 2016	Bryce Harper	vs. DET
Aug. 19, 2006	Ortiz, Ramon	at PHI	May 4, 2011	Riggleman, Jim	at PHI	May 15, 2016	Rick Schu	vs. MIA
April 7, 2007	Fick, Robert	vs. ARI	May 22, 2011	Riggleman, Jim	at BAL	June 15, 2016	Anthony Rendon	vs. CHI
May 23, 2007	King, Ray	at CIN	May 27, 2011	Hairston Jr., Jerry	vs. SDP	Aug. 27, 2016	Bryce Harper	vs. COL
July 2, 2007	Fick, Robert	vs. CHI	June 5, 2011	Marquis, Jason	at ARI	Sep. 25, 2016	A.J. Cole	at PIT
July 19, 2007	Young, Dmitri	vs. COL	June 6, 2011	Riggleman, Jim	at ARI	May 9, 2017	Daniel Murphy	vs. BAL
July 26, 2007	Acta, Manny	at PHI	June 24, 2011	Hairston Jr., Jerry	at CWS	May 29, 2017	Bryce Harper	at SFG
July 26, 2007	Lanman, John	at PHI	June 25, 2011	Riggleman, Jim	at CWS	July 29, 2017	Dusty Baker	vs. CHI
Sep. 8, 2007	Corrales, Pat	at ATL	Aug. 26, 2011	Corrales, Pat	at CIN	July 26, 2017	Bryce Harper	vs. MIL
May 17, 2008	Flores, Jesus	at BAL	Aug. 27, 2011	Johnson, Davey	at CIN	Aug. 5, 2017	Matt Wieters	at CHI
July 8, 2008	Perez, Odalis	vs. ARI	Aug. 29, 2012	Harper, Bryce	at MIA	April 5, 2018	Trea Turner	vs. NYM
April 17, 2009	Acta, Manny	vs. FLA	Sep. 8, 2012	Gonzalez, Gio	vs. MIA	April 7, 2018	Anthony Rendon	vs. NYM
July 30, 2009	Riggleman, Jim	at MIL	Sep. 15, 2012	Johnson, Davey	at ATL	April 7, 2018	Dave Martinez	vs. NYM
Aug. 11, 2009	Eckstein, Rick	at ATL	May 5, 2013	Bryce Harper	at PIT	July 23, 2018	Kevin Long	at MIL
Aug. 22, 2009	Riggleman, Jim	at PHI	May 12, 2013	Kurt Suzuki	vs. CHI	Aug. 8, 2018	Juan Soto	vs. ATL
April 12, 2010	Riggleman, Jim	at PHI	July 13, 2013	Bryce Harper	at MIA	Aug. 8, 2018	Kevin Long	vs. ATL
April 16, 2010	Dunn, Adam	vs. MIL	July 21, 2013	Jayson Werth	vs. LAD	Aug. 28, 2018	Mark Reynolds	at PHI
May 17, 2010	Eckstein, Rick	at STL	July 25, 2013	Davey Johnson	vs. PIT	Aug. 31, 2018	Matt Wieters	vs. MIL
May 22, 2010	Radison, Dan	vs. BAL	Aug. 16, 2013	Stephen Strasburg	at ATL	Sept. 16, 2018	Chip Hale	at ATL
June 4, 2010	Desmond, Ian	vs. CIN	Aug. 16, 2013	Davey Johnson	at ATL	Sept. 20, 2018	Bryce Harper	vs. NYM
June 5, 2010	Batista, Miguel	vs. CIN	Aug. 16, 2013	Scott Hairston	at ATL			



On Aug. 10, 2010, the Washington Nationals unveiled their Ring of Honor at Nationals Park, honoring baseball Hall of Famers with distinct ties to Washington's baseball heritage. The display, located directly behind home plate and extending to the right field facade, features Hall of Famers and those with distinguished histories with the Washington Nationals, Washington Senators, Homestead Grays and Montreal Expos.

The Nationals, in conjunction with the National Baseball Hall of Fame and Museum in Cooperstown, NY, initially developed the following criteria to honor Hall of Famers: The player had to be elected to the National Baseball Hall of Fame, the player had to have played or managed with the Washington Nationals, Washington Senators, Homestead Grays or Montreal Expos, the player had to have played significant years with those teams. In 2016, the criteria was adjusted to honor others who have made significant contributions to the game of baseball in Washington, D.C.

**James "Cool Papa" Bell**

Grays Center Fielder (1932, 1943-46)

**Ray Brown**

Grays Pitcher (1932-45, 1947-48)

**Gary Carter**

Expos Catcher (1974-84, 1992)

**Joe Cronin**

Senators Shortstop (1928-34)

**Andre Dawson**

Expos Center Fielder (1976-86)

**Rick Ferrell**

Senators Catcher (1937-41, 1944-45, 1947)

**Josh Gibson**

Grays Catcher (1937-46)

**Goose Goslin**

Senators Left Fielder (1921-30, 1933, 1938)

**Clark Griffith**

Senators Pitcher, Manager &amp; Owner (1912-49)

**Bucky Harris**

Senators Second Baseman &amp; Manager (1919-28, 1935-42, 1950-54)

**Frank Howard**

Senators Outfielder/First Baseman (1965-71)

**Walter Johnson**

Senators Pitcher (1907-27)

**Harmon Killebrew**

Senators First Baseman (1954-60)

**Buck Leonard**

Grays First Baseman (1934-50)

**Heinie Manush**

Senators Left Fielder (1930-35)

**Cumberland Posey**

Grays Outfielder, Manager &amp; Owner (1911-46)

**Tim Lincecum**

Expos Outfielder (1979-90, 2001)

**Sam Rice**

Senators Right Fielder (1915-33)

**Frank Robinson**

Expos/Nationals Manager (2002-06)

**Ivan "Pudge" Rodriguez**

Nationals Catcher (2010-11)

**Jayson Werth**

Nationals Outfielder (2011-17)

**Jud Wilson**

Grays Third Baseman (1931-32, 1940-45)

**Early Wynn**

Senators Pitcher (1939-44, 1946-48)

## HISTORY &amp; RECORDS

## WASHINGTON, DC AND THE BASEBALL HALL OF FAME AND MUSEUM



## NATIONAL BASEBALL HALL OF FAME AND MUSEUM

25 Main Street, Cooperstown, New York 13326  
PHONE: (607) 547-7200 FAX: (607) 547-2044

PUBLIC RELATIONS: (607) 547-0215

EMAIL ADDRESS: info@baseballhalloffame.org

WEB SITE: baseballhall.org

SUMMER HOURS: Memorial Day Weekend - Labor Day Weekend: 9 a.m. to 9 p.m.

OFF-SEASON HOURS: 9 a.m. to 5 p.m.

HOLIDAY CLOSINGS: Thanksgiving Day, Christmas Day, New Year's Day.

## SENATORS IN THE BASEBALL HALL OF FAME (17)

HALL-OF-FAMER	YEAR INDUCTED	YEARS WITH SENATORS
Stan Coveleski (RHP).....	1969	1925-27
* Spittballer won 215 career games, tossed 3 CG in '20 World Series.		
Joe Cronin (SS).....	1956	1928-34
* Seven-time AL All-Star, led Nationals to '33 pennant as player/manager.		
Ed Delahanty (OF).....	1945	1902-03
* Career .346 hitter tallied 2,593 hits. Hit 4 HR in game (7/13/1896).		
Rick Ferrell (C).....	1984	1937-41, '44-45, '47
* Held AL games caught record (1,806) until trumped by Fisk in '88.		
Lefty Gomez (LHP).....	1972	1943
* Four-time 20-game winner, helped NYY claim 7 pennants.		
Goose Goslin (OF)^.....	1968	1921-30, '33, '38
* On all three WSH pennant-winning clubs. Posted 100-plus RBI 11 times.		
Clark Griffith (executive).....	1946	1912-14
* "The Old Fox" was a revolutionary player, manager and owner.		
Bucky Harris (outfielder)^.....	1975	1919-28
* Player/manager of 1924 World Champions Nationals.		
Whitey Herzog (manager).....	2010	1956-58
* Managed in three World Series (1982, 1985, 1987).		
Walter Johnson (RHP)^.....	1936	1907-27
* The Big Train posted 417 wins, 3508 Ks, 110 SHO during career.		
Harmon Killebrew (1B/3B/OF).....	1984	1954-60
* Began career in DC and 84 of 573 career homers came as a Senator.		
Heinie Manush (OF)^.....	1964	1930-35
* .330 career hitter. Hit .362 in first season with WAS ('30).		
Sam Rice (OF)^.....	1963	1915-33
* Most career hits (2,987) without being member of 3,000-hit club.		
Al Simmons (OF).....	1953	1937-38
* Hit .300 and drove in 100-plus runs 11 straight seasons (1924-34).		
George Sisler (1B).....	1939	1928
* Twice hit .400 or better. Held single-season hits mark (257) until '04.		
Tris Speaker (OF).....	1937	1927
* MLB's all-time leader in doubles (792), tallied 3,515 career hits.		
Early Wynn (RHP).....	1972	1939, '41-44, '46-48
* Posted 300 wins, five 20-win seasons in AL-record 23-year career.		

^ - spent majority of career with the Senators bold — dons Washington cap on H.O.F. plaque

## WASHINGTON-AREA PLAYERS IN THE HOF

HALL-OF-FAMER	YEAR INDUCTED
Leon Day (RHP/INF).....	2003
* Alexandria, VA native was power pitcher who played for Newark.	

## SENATORS/EXPOS BROADCASTERS (FORD C. FRICK AWARD)

HALL-OF-FAMER	YEAR	TEAM
Bob Wolff.....	1995	Senators
Arch McDonald.....	1999	Senators
Dave Van Horne.....	2011	Expos

## EXPOS IN THE BASEBALL HALL OF FAME (9)

HALL-OF-FAMER	YEAR INDUCTED	YEAR(S) WITH EXPOS
Gary Carter (C)^.....	2003	1974-84
* Three-time Gold Glove was an 11-time All-Star. Hit 319 HR.		
Andre Dawson (OF)^.....	2010	1976-86
* Rookie of the Year in 1977, 8-time All-Star, NL MVP in 1987 with CHI.		
Vladimir Guerrero (OF)^.....	2018	1996-2003
* Four-time All-Star and three-time Silver Slugger with Montreal		
Randy Johnson (LHP).....	2015	1988-89
* 10-time All-Star, five-time CY Young Award winner, 2001 World Series.		
Pedro Martinez (RHP).....	2015	1994-97
* Eight-time All-Star, 2004 World Series, only Expo to win Cy Young Award.		
Tony Perez (1B).....	2000	1977-79
* 1,652 career RBI most among Latin players.		
Tim Lincecum (OF)^.....	2017	1979-90, 2001
* Only player to total 70 or more stolen bases in six consecutive seasons.		
Frank Robinson (OF/1B).....	1982	2002-04
* Only player to win NL (1961) & AL (1966) MVP, retired fourth on HR list.		
Lee Smith (RHP).....	2019	1997
* Was MLB's all-time saves leader (478) from 1993-2006.		
Dick Williams (MGR).....	2008	1977-81
* Veterans Committee selection, led Expos to only Postseason berth (1981).		

^ - spent majority of career with the Expos bold — dons Expos cap on H.O.F. plaque

## NATIONALS IN THE BASEBALL HALL OF FAME (1)

HALL-OF-FAMER	YEAR INDUCTED	YEAR(S) WITH NATIONALS
Ivan "Pudge" Rodriguez (C).....	2017	2010-11
* 14-time All-Star, 13-time Gold Glove, 7-time Silver Slugger, 1999 AL MVP		

## NOTABLE WASHINGTON ARTIFACTS IN THE BASEBALL H.O.F.

- \* Baseball (from first pitch thrown by Livan Hernandez) and Vinny Castilla's bat (first home in 33 summers at RFK Stadium) from Nationals' home opener, April 14, 2005 vs. ARI
- \* Tickets from the Senators first game at RFK Stadium on April 9, 1962 and last game on September 30, 1971.
- \* Ball signed by the entire 1924 World Champion Senators team and president Calvin Coolidge.
- \* Brad Wilkerson jersey, Terrell Sledge bat (first home run) from the Nationals' first game, April 4, 2005 at PHI.
- \* Numerous Virginia Tech caps worn by the Nationals—April 17, 2007 vs. ATL—just hours after lone gunman killed 33 students, faculty and staff on Blacksburg, VA campus located just 250 miles from DC.
- \* Cap with patch worn by Ryan Zimmerman upon hitting walk-off homer during first game at Nationals Park, March 30, 2008.
- \* Bat used by Josh Willingham upon hitting two grand slams on July 27 at MIL (became 13th player with a two-grand slam game).
- \* Cap worn by Stephen Strasburg in his Major League debut, June 8, 2010 (also the ball hit for first out of game).
- \* Ball from Jordan Zimmermann's no-hitter vs. Miami, thrown on September 28, 2014, the final day of the 2014 season.
- \* Bat used by Bryce Harper upon hitting three home runs on May 6, 2015 vs. Miami.
- \* Game-used balls used from each of Max Scherzer's two no-hitters, June 20, 2015 vs. Pittsburgh and Oct. 3, 2015 at New York.
- \* Cap worn by Max Scherzer when he struck out 20 Tigers on May 11, 2016.
- \* Jersey worn by Anthony Rendon when he went 6-for-6 with 10 RBI on April 30, 2017.
- \* Jersey worn by Juan Soto during 2018 season.



**SCOUTING,  
RESEARCH,  
AND PLAYER  
DEVELOPMENT**



## SCOUTING DEPARTMENT DIRECTORY

FRONT OFFICE	TITLE	RESIDENCE
Mike Rizzo	President of Baseball Operations and General Manager.....	Washington, D.C.
Doug Harris	Assistant General Manager & Vice President, Player Personnel.....	Carlisle, PA
Kris Kline	Assistant General Manager & Vice President, Scouting Operations.....	Scottsdale, AZ
Phil Rizzo	Senior Advisor to the General Manager.....	Scottsdale, AZ
Jack McKeon	Senior Advisor to the General Manager.....	Elon, NC
Kasey McKeon	Director, Player Procurement.....	Whitsett, NC
Mark Baca	Assistant Director, Amateur Scouting.....	Temecula, CA
Jeff Zona	Director, Pitching Evaluation & Special Asst. to the President of Baseball Ops & GM.....	Mechanicsville, VA
Steve Arneri	Special Assistant to the President of Baseball Operations & GM.....	Barrington, IL
Chuck Cottier	Special Assistant to the President of Baseball Operations & GM.....	Edmonds, WA
Mike Cabbage	Special Assistant to the President of Baseball Operations & GM.....	Keswick, VA
Mike Daughtry	Special Assistant to the President of Baseball Operations & GM.....	St. Charles, IL
Dan Jennings	Special Assistant to the President of Baseball Operations & GM.....	Mobile, AL
Ron Rizzi	Special Assistant to the President of Baseball Operations & GM.....	Joppa, MD
Jay Robertson	Special Assistant to the President of Baseball Operations & GM.....	Surprise, AZ
Bob Schaefer	Special Assistant to the President of Baseball Operations & GM.....	Ft. Myers, FL
Pete Vukovich	Special Assistant to the President of Baseball Operations & GM.....	Johnstown, PA
De Jon Watson	Special Assistant to the President of Baseball Operations & GM.....	Chandler, AZ
Terry Wetzel	Special Assistant to the President of Baseball Operations & GM.....	Overland Park, KS
Eddie Longosz	Director, Scouting Operations.....	Washington, D.C.
Jonathan Tosches	Manager, Advance Scouting.....	Washington, D.C.
Greg Ferguson	Coordinator, Advance Scouting.....	Washington, D.C.
Jim Cuthbert	Major League Advance Scout.....	Breinigsville, PA
Colin Sabean	Major League Professional Scout.....	Brooklyn, NY

CROSSCHECKERS	TERRITORY	RESIDENCE
Fred Costello	West / Midwest.....	Livermore, CA
Jimmy Gonzales	East / Midwest.....	San Antonio, TX

AREA SUPERVISORS	TERRITORY	RESIDENCE
Justin Bloxom	IA, IN, IL, MN, WI, MO.....	Indianapolis, IN
Bryan Byrne	N. CA, NV.....	Fairfield, CA
Brian Cleary	KY, OH, TN, MI.....	Cincinnati, OH
Ben Gallo	S. CA, HI.....	Vista, CA
Jerad Head	KS, ND, NE, SD, AR, OK.....	Topeka, KS
Brandon Larson	S. TX, S. LA.....	San Antonio, TX
Steve Leavitt	C. CA, S. CA.....	Huntington Beach, CA
John Malzone	CT, MA, ME, NH, NJ, NY, RI, VT.....	Franklin, MA
Alan Marr	C. FL, N. FL.....	Sarasota, FL
Alex Morales	Puerto Rico, S. FL.....	Wellington, FL
Bobby Myrick	D.C., MD, VA, DE, WV, NC, PA.....	Colonial Heights, VA
Scott Ramsay	AK, ID, MT, OR, WA, WY, Canada.....	Valley, WA
Eric Robinson	AL, GA, SC, Independent League Coordinator.....	Acworth, GA
Mitch Sokol	AZ, CO, El Paso, Las Vegas, NM, UT.....	Phoenix, AZ
Tyler Wilt	N. TX, N. LA, MS.....	Willis, TX

**SCOUTING DEPARTMENT**



Doug Harris



Kris Kline



Phil Rizzo



Jack McKeon



Kasey McKeon



Mark Baca



Jeff Zona



Steve Arneri



Chuck Cottier



Mike Cubbage



Mike Daughtry



Dan Jennings



Ron Rizzi



Jay Robertson



Bob Schaefer



Pete Vukovich



De Jon Watson



Terry Wetzel



Eddie Longosz



Jonathan Tosches



Greg Ferguson



Jim Cuthbert



Colin Sabean



James Goodwin



Fred Costello



Jimmy Gonzales



Justin Bloxom



Bryan Byrne



Brian Cleary



Ben Gallo



Jerad Head



Brandon Larson



Steve Leavitt



John Malzone



Alan Marr



Alex Morales



Bobby Myrick



Scott Ramsay



Eric Robinson



Mitch Sokol



Tyler Wilt



## INTERNATIONAL SCOUTING DEPARTMENT DIRECTORY

FRONT OFFICE	TITLE	RESIDENCE
Johnny DiPuglia	Vice President, International Operations.....	Hollywood, FL
Alex Rodriguez	Director, Dominican Republic Academy & Scout, Puerto Rico .....	Santo Domingo, DOM
German Robles	Coordinator, Venezuela .....	Maracay, VEN
Taisuke Sato	Assistant, International Scouting .....	West Palm Beach, FL
CROSSCHECKERS	TERRITORY	RESIDENCE
Fausto Severino	Latin America .....	West Palm Beach, FL
Modesto Ulloa	Latin America .....	Santo Domingo, DOM
AREA SCOUTS	TERRITORY	RESIDENCE
Eduardo Cabrera	Colombia .....	Cartagena, COL
David Leer	Curacao and Aruba.....	Noord, AW
Pablo Arias	Dominican Republic Supervisor .....	Bani, DOM
Virgilio De Leon	Dominican Republic .....	San Pedro de Macoris, DOM
Carlos Ulloa	Dominican Republic .....	San Francisco de Macoris, DOM
Riki Vasquez	Dominican Republic .....	Santo Domingo, DOM
Miguel Ruiz	Panama .....	Panama City, PAN
Salvador Donadelli	Venezuela .....	Maturin, VEN
Juan Indriago	Venezuela .....	Barquisimeto, VEN
Ronald Morillo	Venezuela .....	Maracaibo, VEN
Juan Muñoz	Venezuela .....	Caracas, VEN
Oscar Alvarado	Venezuela .....	Valencia, VEN



INTERNATIONAL SCOUTING DEPARTMENT



Johnny DiPuglia



Alex Rodriguez



German Robles



Taisuke Sato



Fausto Severino



Modesto Ulloa



Eduardo Cabrera



David Leer



Pablo Arias



Virgilio De Leon



Carlos Ulloa



Riki Vasquez



Miguel Ruiz



Salvador Donadelli



Juan Indriago



Ronald Morillo



Juan Muñoz



Oscar Alvarado

## SPECIAL ASSISTANTS / SCOUTING EXECUTIVES

**KASEY McKEON***Director, Player Procurement*

McKeon joined the Nationals on Oct. 27, 2009 as Director of Player Procurement... He enters his 10th season with Washington after working seven seasons (2003-09) with then Rockies as an assistant to Dan O'Dowd, the Rockies Executive Vice President and General Manager... Colorado won the 2007 National League Championship in the first of two Postseason appearances made during his tenure there... Previously worked for Cincinnati, Cleveland and San Diego in various scouting capacities, including a stint as the Reds scouting director... Served on Team USA's Selection Committee in 2003... Is a graduate of San Diego State University... Played two professional seasons as a catcher in the Tigers' chain... Father, Jack McKeon, is a longtime baseball manager and executive.

**MARK BACA***Assistant Director, Amateur Scouting*

Baca, entering his 12th season with the Washington Nationals, transitioned to his current role of Assistant Director of Amateur Scouting in Nov. 2017 after spending the previous four seasons (2014-17) as Washington's national supervisor... From 2010-13, he served as the national crosschecker, covering the Western region of the United States... Baca started with Washington in 2008, serving as an area scout covering the talent-rich region of Southern California... He covered that same region as an area scout for Arizona (2001-07), with whom he earned a World Series ring in 2001... Prior to his stint with Arizona, worked as an area scout for Montreal (1995-2000) and Cleveland (1993-95)... Baca attended Cal State-Fullerton and was selected by the Angels in the 22nd round of the 1987 First-Year Player Draft.

**JEFF ZONA***Director, Pitching Evaluation & Special Assistant to the President of Baseball Operations and General Manager*

Zona enters his 13th season with Washington and first with the added title of Director of Pitching Evaluation... He was promoted to his position of Special Assistant on Nov. 21, 2013... From 2009-13, Zona served as the national crosschecker covering the Eastern region of the United States... He spent the 2008 and 2009 campaigns as a Major League scout and became the national crosschecker following the 2009 season... He joined Washington's amateur scouting staff as the eastern crosschecker in Sept. of 2006... Zona previously spent 16 years with Boston, earning a World Series ring in 2004... He attended Virginia Commonwealth University in Richmond, Va. and played three professional seasons with Boston and Atlanta before joining the Boston scouting staff in 1991.

**STEVE ARNIERI***Special Assistant to the President of Baseball Operations and General Manager*

Steve Arneri was named Special Assistant to the President of Baseball Operations and General Manager on Dec. 23, 2014... He is entering his 14th year with the Nationals after joining the organization as an area supervisor in the fall of 2006, scouting amateur players in the Midwest, Upper Midwest and Canada... During his tenure, he signed eventual Major Leaguers Jordan Zimmermann and Jake Smolinski and provided scouting reports on Blake Treinen, Drew Storen, Tanner Roark and Aaron Barrett... He covered the same region for the San Francisco Giants from 1999-2006 and, prior to that, worked from 1996-98 as an associate scout for Boston... From 1991-95, he scouted the Midwest for the White Sox organization, working with current Nationals GM Mike Rizzo... He also served as the hitting coach for Rookie-Level Bristol (CWS) in 1995... He began his scouting career as an associate scout for the Chicago White Sox in 1988 and stayed there until 1989... He worked as the hitting coach for Rookie-Level Butte (TEX) in 1990 and from 1982-87, served as the hitting coach for the University of Illinois... Arneri joined the coaching ranks in 1980 as an assistant coach for his alma mater, Northern Illinois University, where he played outfield for two seasons (1977-78)... He began his collegiate career at Harper (IL) Community College where he played two seasons (1975-76)... Arneri resides in Barrington, Ill., with his wife.

**CHUCK COTTIER***Special Assistant to the President of Baseball Operations and General Manager*

Chuck Cottier returns for his 10th season as Special Assistant to Nationals General Manager Mike Rizzo... Cottier joined Washington's staff following six seasons as a scout for the Los Angeles Dodgers (pro scout, 2007) and New York Yankees (advance scout, 2002-06)... During most of the 22-year period from 1979-2000, he coached in the big leagues with New York (NL), Seattle, Chicago (NL), Baltimore and Philadelphia... He skipped the Mariners for parts of three seasons from 1984-86, posting a 98-119 mark in 217 contests... Cottier replaced Del Crandell as manager with 27 games remaining in the 1984 season and held that post until 28 games into the 1986 campaign... He served as Philadelphia's bench coach from 1997-2000... Cottier began his manager/coaching career in the Minor Leagues in 1971... He played parts of nine Major League seasons as a second baseman with Milwaukee (1959-60), Detroit (1961), Washington (1961-65) and California (1968-69) before suffering a career-ending achilles injury in May 1969... He posted 63 doubles, 17 triples, 19 homers, 127 RBI and 28 stolen bases in 580 MLB games.



## SPECIAL ASSISTANTS / SCOUTING EXECUTIVES

**MIKE CUBBAGE***Special Assistant to the President of Baseball Operations and General Manager*

Cubbage enters his fifth season with the Nationals after joining the organization from the Tampa Bay Rays, where he served as a Special Assignment Scout for nine seasons (2006-14)...He draws on over 28 years of Major League coaching and scouting experience...In 2018, he was inducted into the Norfolk Tides Hall of Fame and in 2017, he earned the Mid-Atlantic Scouts Association Career Recognition Award... While with the Rays, he was integral in their development into a perennial contender...From 2002-03, Cubbage served as the Boston Red Sox third base coach and, prior to that, worked as Houston's bench coach (2001) and third base coach (1997-2000)...He worked seven seasons (1991-1996) as New York's Major League first and third base coach...Following his playing career, Cubbage joined the coaching ranks with the New York Mets, where he managed in their Minor League system from 1983-1989 and was interim manager of the big league club for seven games during the 1991 season...He played parts of eight seasons for the Mets (1981), Twins (1977-1980) and Rangers (1974-1976)...Cubbage is a native of Charlottesville, Va. and attended the University of Virginia before being drafted by the Washington Senators in the second round of the 1971 Draft...He was awarded the first full baseball scholarship to UVA and also played two years of football for the Cavaliers...In 2018, he was inducted into the University of Virginia Baseball Hall of Fame...Cubbage resides in Keswick, Va., with his wife Jan...He has one daughter, Jennifer, who lives in McLean, Va., and two grandchildren, Connor and Maddie.

**MIKE DAUGHTRY***Special Assistant to the President of Baseball Operations and General Manager*

Daughtry begins his 10th season with the Washington Nationals, serving as a professional scout covering the Midwest...He joined the Nationals after spending 10 seasons (2001-10) as a scout and supervisor for the Arizona Diamondbacks...Prior to that, enjoyed stints with Texas (1987-00), the MLB Scouting Bureau (1986-87), Pittsburgh (1985) and Philadelphia (1973-85)...Was offered a playing contract with the Montreal Expos in 1969 but, due to military status, was not able to sign and ended up playing the season in the Mexican League... Enlisted in the United States Air Force, ending his season, but allowed him to finish his college degree that fall...Began his collegiate career at Blinn (TX) Junior College before graduating from Sul Ross State (TX) University in 1970.

**DAN JENNINGS***Special Assistant to the President of Baseball Operations and General Manager*

Jennings returns for his fourth season with the Nationals after spending the previous 13 years (2002-2015) with the Florida/Miami Marlins...Jennings came to Washington on the heels of the unique experience of serving the Miami Marlins both in an executive role (most recently as vice president and general manager) and in an on-field capacity, serving as the Marlins' field manager from May 18, 2015 through the end of the season...He joined the Florida Marlins in 2002 as vice president of player personnel and began his ascension through their front office, also serving as the Marlins' assistant general manager & VP of player personnel, before his promotion to general manager on Sept. 29, 2013...Prior to joining the Marlins, Jennings was the director of scouting for the Tampa Bay Devil Rays for more than seven seasons (1995-2001), during which time the Rays signed and developed more than 50 Major League players – including Josh Hamilton, Carl Crawford, Jason Hammel, James Shields and Rocco Baldelli...Jennings began his career as an associate scout for the Cincinnati Reds in 1986 and moved to an area scout role with the Seattle Mariners in 1988...The Mariners promoted him to midwest crosschecker in 1995, before Jennings joined the Rays later that year (Aug. 16)...Jennings, who serves on the Board of Directors for the MLB Scout of the Year program and the Professional Baseball Scouts Foundation, was elected into the Professional Baseball Scouts Hall of Fame in 2012...An undrafted right-handed pitcher who was signed by the New York Yankees out of a 1984 tryout camp, he played collegiately for the University of Southern Mississippi, before graduating from William Carey College in Hattiesburg, Miss., in 1984.

**RON RIZZI***Special Assistant to the President of Baseball Operations and General Manager*

Ron Rizzi joined the Nationals as a Special Assistant to the General Manager on Nov. 1, 2011...With more than 40 years of scouting experience, Rizzi is entering his ninth season with the Nationals...He was inducted into the Mid-Atlantic Scouts Association Hall of Fame in the fall of 2014...Has scouted for the Dodgers (1999-2011), Brewers (1989-99), Mariners (1989) and Pirates (1978-88)...Players signed/acquired include: Dodgers (Dave Roberts, Cesar Izturis, Giovanni Carrara, Randy Wolf, Guillermo Mota, Ron Belisario, George Sherrill, Carlos Monasterios), Brewers (Ron Belliard, Graeme Lloyd, Jose Mercedes, Al Reyes, Ben Sheets), Mariners (Jeff Nelson) and Pirates (Mike Bielecki, John Smiley, Stan Belinda, Rick Reed, Scott Bullett)...He attended City College of New York, where he was an All-American pitcher in 1967, and did his graduate studies at New York University & Johns Hopkins University...A native of the Bronx, N.Y., Rizzi now resides in Joppa, Md.

**JAY ROBERTSON***Special Assistant to the President of Baseball Operations and General Manager*

Jay Robertson begins his 10th season as a Special Assistant to Mike Rizzi...Prior to joining the Nationals, Robertson spent eight seasons as special assistant to the general manager with the Rangers, working under the leadership of John Hart (2002-05) and Jon Daniels (2006-09)... He enjoyed an 11-year tenure (1990-2001) with Cleveland, culminating with appointment as special assistant to General Manager John Hart for the 2000-01 campaigns...He helped the Tribe to six Postseason appearances, including two American League Championships (1995, 1997)...During his time as Cleveland's scouting director, the Indians signed Richie Sexson, Sean Casey, Russell Branyan and Jaret Wright, among others...Robertson pitched for five seasons in Toronto's chain before enjoying both coaching and scouting stints with the Phillies and Twins.

## SPECIAL ASSISTANTS / SCOUTING EXECUTIVES

**BOB SCHAEFER** *Special Assistant to the President of Baseball Operations and General Manager*

Schaefer joined the Nationals as Special Assistant to the General Manager on Nov. 29, 2010...He owns more than 40 years of scouting, managing and coaching experience...He joined the Nationals after serving as Joe Torre's bench coach with the Dodgers from 2008-2010, the first two of which resulted in berths in the National League Championship Series (2008, 2009)...He spent the 2007 season as the bench coach for the Oakland Athletics...He also coached for eight years with the Kansas City Royals, serving as first base coach (1988-90) and bench coach (1991)...He then returned to Kansas City as bench coach from 2002-05...He twice skippered Kansas City in an interim capacity (1991, 2005)...Schaefer previously served as a special assistant to the GM for Kansas City (1992), Boston (1993), Atlanta (2006), and Baltimore (1999-01)...From 1993-98, Schaefer served as the Director of Player Development for the Boston Red Sox...During his seven-year Minor League managerial career, Schaefer led his teams to three championships and was twice named South Atlantic League Manager of the Year (1980, 81) as well as Eastern League Manager of the Year in 1986...He played shortstop for three seasons in the St. Louis chain after being selected in the 13th round of the 1966 June Amateur Draft...Schaefer attended the University of Connecticut where in 1965, he played in the College World Series and in 1966 led the NCAA in home runs while captaining the team...He earned a Bachelors and Masters degree in Education from UConn...He and his wife, Betty, have two daughters (Lori and Jamie) and two granddaughters (Kate and Alli).

**PETE VUCKOVICH** *Special Assistant to the President of Baseball Operations and General Manager*

Vuckovich joined the Nationals on Sept. 18, 2017 after spending the 2016 and 2017 campaigns as a professional scout for the Arizona Diamondbacks...2019 will mark his 44th year in professional baseball...Prior to his stint with the Diamondbacks, he served as a special assistant to the general manager in Seattle (2011-15) and from 1992-2011, he spent 20 seasons with the Pittsburgh Pirates in the roles of Major League pitching coach (1997-2000), assistant general manager/director of player personnel (1996), special assistant to the general manager (1994-95, 2001-2011) and as a Minor League pitching coordinator (1992-93)...Following his playing career (1989-91), he was a part of the broadcast team for the Milwaukee Brewers...His 11-year Major League career included winning the 1982 American League Cy Young Award as well as stints with Chicago-AL (1975-76), Toronto (1977), St. Louis (1978-80) and Milwaukee (1981-83, 1985-86)...In 286 games (186 starts), he went 93- 69 with 38 complete games, 10 saves, a 3.66 ERA and 882 strikeouts...He and his wife, Anna, reside in Johnstown, Pa...They have three sons, Lazo, Peter Jr. and Damian...Appeared in the movie "Major League" as Clay Hayward, a fictional New York Yankees hitter.

**DE JON WATSON** *Special Assistant to the President of Baseball Operations and General Manager*

Watson enters his third season with the Nationals after joining the club on Jan. 4, 2017...He spent the previous two seasons (2015-16) as the senior vice president of baseball operations for the Arizona Diamondbacks...2019 marks his 34th season in professional baseball...During his time with the D-backs, Watson increased the franchise's focus in the international market, playing a key role in the team's signing of Cuban free agents Yasmany Tomás and Yoan López...Prior to joining Arizona, Watson spent 2007-14 with the Los Angeles Dodgers, rising to the role of vice president of player development...In 2010, TOPPS named the Dodgers as Organization of the Year...The prestigious award dates back to 1966 and highlights the Major League team that has shown outstanding performance, depth and talent throughout their Major and Minor League teams...Prior to joining the Dodgers, Watson served as director of professional scouting for the Cleveland Indians (2004-06) and was a pro scout in Cincinnati from 2001-03 after serving as the Reds' director of scouting from 1998-2000...Watson began working in Major League Baseball in 1991 with the Florida Marlins and served as an area scout when the club won its first World Championship in 1997...A graduate of Santa Monica (CA) High School, Watson attended West Los Angeles Community College and was a third-round draft choice of the Kansas City Royals in 1985...He played five seasons in the Minor Leagues before moving into a scouting role...He and his wife, Joal, reside in Chandler, Ariz., with their daughter, Mia, and sons, Michael, De Jon Jr. and Gianni.

**TERRY WETZEL** *Special Assistant to the President of Baseball Operations and General Manager*

Wetzel enters his fifth season with the Nationals after spending the previous 15 seasons (2000-14) as a special assignment scout for the Colorado Rockies...In Aug. 2018, Wetzel was inducted into the Professional Baseball Scouts Hall of Fame...Prior to joining Colorado, Wetzel served as Kansas City's senior director of scouting from 1997-2000...He began his scouting career in 1983 as a part-time scout with the Royals, where he would spend the next 17 seasons before elevating to the role of senior director...During his 34-year scouting career, the 57-year-old Wetzel has been honored with several scouting awards, including the 1994 Kansas City Royals' Ewing M. Kauffman Scout of the Year Award, the 2000 TOPPS Scout of the Year Award, and the 2003 Colorado Rockies' Pat Daugherty Scout of the Year Award...Wetzel was inducted into the Texas Baseball Hall of Fame in 2011 and is a member of the USA Baseball Selection Committee...He was recently selected to the Midwest Scouts Association Hall of Fame (2014)...Wetzel graduated from Concordia University-Nebraska with a Bachelor of Science degree with a major in mathematics and received his master's in education from Valparaiso (IN) University.

**SPECIAL ASSISTANTS / SCOUTING EXECUTIVES****EDDIE LONGOSZ***Director, Scouting Operations*

Longosz enters his ninth year with the Nationals, his fourth in his current role as Director of Scouting Operations...He was promoted from assistant director to director following the 2015 season...In his role, he assists Mike Rizzo, Kris Kline, Johnny DiPuglia and Doug Harris on all aspects of Washington's amateur, professional and international scouting operation...Longosz previously served as a scouting assistant from 2011-14...He joined the club as a baseball operations intern during 2010 Spring Training in Viera, Fla. before earning full-time status following the season...Longosz, a Washington, D.C. native, attended St. Albans School in Washington, D.C. playing baseball and basketball...He continued his baseball playing career collegiately at the University of Richmond (VA)...He graduated from the University of Richmond (VA) in 2009 with a degree in business administration with a concentration in finance...Longosz resides in Washington, DC with his wife, Natalie Garagiola.

**INTERNATIONAL SCOUTING EXECUTIVES****FAUSTO SEVERINO***Latin America Crosschecker*

Severino returns to the Nationals for his 10th season after joining the organization in November of 2009...He added the position of cross-checker in 2016 after spending the previous six seasons (2010-15) working at Washington's Dominican Summer League Academy...He was promoted to director of Dominican Summer League academy operations in November of 2014...He joined the Nationals in November of 2009 as the Dominican academy administrator...In addition to his responsibilities scouting the Dominican Republic, Severino is tasked with overseeing the day-to-day operations of Washington's Dominican Academy in Boca Chica, Dominican Republic with the assistance of Academy Administrator, Alex Rodriguez...Severino earned a master's degree in sport management from Barry University in Miami and his bachelor's degree in sports management from Point Park University in Pittsburgh, Pa.

**MODESTO ULLOA***Latin America Crosschecker*

Ulloa enters his second season in the role of Latin America Crosschecker after serving as a scout in the Dominican Republic for the Washington Nationals since 2009...He has worked hand in hand with Johnny DiPuglia and over the last 10 years, has had a hand in signing such talents as Wilmer Difo, Victor Robles and Raudy Read...Bringing 30 years of baseball experience, Ulloa has spent time with the Cleveland Indians (2005-08), San Diego Padres (2000-04), Arizona Diamondbacks (1998-99), New York Yankees (1992-97) and Hiroshima Toyo Carp (1988-91)...While with Cleveland, he was integral in the signing of Danny Salazar and with the Padres, he helped bring in Freddy Guzman...A native of Santiago, Dominican Republic, Ulloa attended Secondary School Fidel Ferre and graduated with a degree in business administration from Universidad Mundial Dominicana in 1987.

## 2018 FIRST-YEAR PLAYER DRAFT

RD	OVERALL	PLAYER	POS	B/T	HT	WT	DOB	SCHOOL
1	27	Mason Denaburg	RHP	R/R	6-4	195	8/8/99	Merritt Island (FL) High School
2	65	Tim Cate	LHP	L/L	6-0	185	9/30/97	University of Connecticut
3	101	Reid Schaller	RHP	R/R	6-3	210	4/2/97	Vanderbilt (TN) University
4	131	Jake Irvin	RHP	R/R	6-6	225	2/18/97	University of Oklahoma
5	161	Gage Canning	OF	L/R	5-10	175	4/23/97	Arizona State University
6	191	Andrew Karp	RHP	R/R	6-1	204	9/30/95	Florida State University
7	221	Chandler Day	RHP	R/R	6-5	175	5/24/97	Vanderbilt (TN) University
8	251	Tyler Cropley	C	R/R	5-11	185	12/10/95	University of Iowa
9	281	Tanner Driskill	RHP	R/R	6-0	170	1/18/96	Lamar (TX) University
10	311	Carson Shaddy	INF	R/R	5-11	185	8/19/94	University of Arkansas-Fayetteville
11	341	Frankie Bartow	RHP	R/R	6-3	180	2/26/97	University of Miami (FL)
12	371	Graham Lawson	RHP	R/R	6-1	215	6/7/96	University of South Carolina
13	401	Cody Wilson	OF	R/R	6-2	200	7/4/96	Florida Atlantic University
14	431	Aaron Fletcher	LHP	L/L	6-0	220	2/25/96	University of Houston
15	461	Evan Lee	LHP	L/L	6-1	200	6/18/97	University of Arkansas-Fayetteville
16	491	Carson Teel	LHP	L/L	6-0	160	12/17/95	Oklahoma State University
17	521	Ridge Chapman	RHP	R/R	6-2	195	1/30/97	University of South Carolina
18	551	Jacob Rhinesmith	OF	L/L	6-1	195	5/23/96	Western Kentucky University
19	581	Zach Linginfelter	RHP	L/R	6-5	215	4/10/97	University of Tennessee
20	611	Onix Vega	C	R/R	5-10	200	9/7/98	Broward (FL) College
21	641	Ryan Tapani	RHP	R/R	6-0	180	6/28/94	Creighton (NE) University
22	671	Cole Daily	INF	L/R	5-11	170	11/28/96	University of Notre Dame (IN)
23	701	Cole Hamilton	C	L/R	5-10	187	8/27/98	Linn Benton (OR) Community College
24	731	Kyle Marinconz	INF	L/R	5-10	185	5/24/96	Cal Poly San Luis Obispo
25	761	Chris Vann	LHP	L/L	6-2	195	6/25/96	Mercer (GA) University
26	791	Colin Morse	RHP	R/R	6-5	185	5/16/96	Shenandoah (VA) University
27	821	Pablo O'Connor	CF	R/R	6-0	195	9/6/95	Azusa Pacific (CA) University
28	851	Blake Chisolm	INF	L/R	6-5	210	7/17/96	Sam Houston (TX) State Univ.
29	881	Colton Pogue	INF	R/R	6-1	195	2/1/96	Pittsburg State (KS) University
30	911	Trey Vickers	INF	R/R	6-1	185	9/17/95	Wichita State (KS) University
31	941	Jonathan Quintana	OF	R/R	6-0	205	11/23/94	Barry (FL) University
32	971	Alec Maley	RHP	R/R	6-1	185	8/15/95	University of Kentucky
33	1001	Jack Haney	C	R/R	5-8	180	11/19/98	Cedar Town (GA) High School
34	1031	Tyler Baca	OF	S/L	5-9	165	5/22/00	The Linfield (CA) School
35	1061	Alex Binelas	INF	L/R	6-2	205	5/26/00	Oak Creek (WI) High School
36	1091	Bo Blessie	RHP	R/R	6-3	155	10/21/99	Robert E. Lee (TX) High School
37	1121	Cole Wilcox	RHP	R/R	6-5	220	7/14/99	Heritage (GA) High School
38	1151	Bobby Milacki	RHP	R/R	6-2	215	11/6/96	Arizona Christian University
39	1181	Andrew Nardi	LHP	L/L	6-3	200	8/18/98	Moorpark (CA) College
40	1211	Michael Menhart	RHP	R/R	6-1	170	12/14/99	Richmond Hill (GA) High School

Players who signed with the Nationals are in **bold**.

## BASEBALL OPERATIONS, PLAYER DEVELOPMENT, RESEARCH &amp; DEVELOPMENT AND MINOR LEAGUE DIRECTORY

**BASEBALL OPERATIONS**

President of Baseball Operations and General Manager .....	Mike Rizzo
Assistant General Manager & Vice President, Finance .....	Ted Towne
Director, Baseball Operations .....	Mike DeBartolo
Analyst, Baseball Operations .....	James Badas
Coordinator, Baseball Operations .....	John Wulf
Baseball Operations Video Coordinator .....	James Goodwin

**PLAYER DEVELOPMENT**

Assistant General Manager & Vice President, Player Personnel .....	Doug Harris
Vice President, and Senior Advisor to the General Manager .....	Bob Boone
Director, Player Development .....	Mark Scialabba
Director, Minor League Operations .....	Ryan Thomas
Senior Advisor to the General Manager, Player Development .....	Spin Williams
Manager, Minor League Operations .....	JJ Estevez
Florida Operations Manager .....	Dianne Wiebe

**BASEBALL RESEARCH AND DEVELOPMENT**

Director, Baseball Research & Development .....	Sam Mondry-Cohen
Senior Analyst, Baseball Research & Development .....	Lee Mendelowitz
Analyst, Baseball Research & Development .....	Max Ehrman
Analyst, Baseball Research & Development .....	David Higgins
Analyst, Baseball Research & Development .....	Scott Van Lenten
Developer, Baseball Research & Development .....	Isaac Gerhart-Hines
Developer, Baseball Research & Development .....	Jay Liu
Developer, Baseball Research & Development .....	Ted López

**MINOR LEAGUE COORDINATORS**

Co-Field Coordinator .....	Jeff Garber
Co-Field Coordinator .....	Tommy Shields
Pitching Coordinator .....	Paul Menhart
Hitting Coordinator .....	Troy Gingrich
Outfield/Baserunning Coordinator .....	Gary Thurman
Catching Coordinator .....	Michael Barrett
Information/Roving Coordinator .....	Billy Gardner Jr.
Medical and Rehab Coordinator .....	Jon Kotredes
Assistant Minor League Medical Coordinator .....	Jeff Allred
Rehab Pitching Coordinator .....	Mark Grater
Strength and Conditioning Coordinator .....	Tony Rogowski
Minor League Equipment Coordinator .....	Calvin Minasian

**FRESNO GRIZZLIES**

Manager .....	Randy Knorr
Pitching Coach .....	Brad Holman
Hitting Coach .....	Brian Daubach
Athletic Trainer .....	Eric Montague
Strength & Conditioning Coach .....	Mike Warren

**HARRISBURG SENATORS**

Manager .....	Matt LeCroy
Pitching Coach .....	Michael Tejera
Hitting Coach .....	Brian Rupp
Athletic Trainer .....	TD Swinford
Strength & Conditioning Coach .....	Fl Cuper

**POTOMAC NATIONALS**

Manager .....	Tripp Keister
Pitching Coach .....	Sam Narron
Hitting Coach .....	Luis Ordaz
Athletic Trainer .....	Don Neidig
Strength & Conditioning Coach .....	Shane Hill

**HAGERSTOWN SUNS**

Manager .....	Patrick Anderson
Pitching Coach .....	Mack Jenkins
Hitting Coach .....	Amaury Garcia
Athletic Trainer .....	Darren Yoo
Strength & Conditioning Coach .....	Will Lindholm

**AUBURN DOUBLEDAYS**

Manager .....	Ralph "Rocket" Wheeler
Pitching Coach .....	Franklin Bravo
Hitting Coach .....	Mark Harris
Athletic Trainer .....	Kirby Craft
Strength & Conditioning Coach .....	Ryan Grose

**GULF COAST LEAGUE NATIONALS**

Manager .....	Mario Lisson
Pitching Coach .....	Larry Pardo
Hitting Coach .....	Jorge Mejia
Athletic Trainer .....	Jacob Meyer
Strength & Conditioning Coach .....	Gabe Torres

**DOMINICAN SUMMER LEAGUE NATIONALS**

Manager .....	Sandy Martinez
Pitching Coach .....	Pablo Frias
Hitting Coach .....	Freddy Guzman
Coach .....	Emiliano Alcantara / Javier Guzman
Latin American Training Coordinator .....	Manny Moore
Athletic Trainer .....	Miguel Cabrera
Strength & Conditioning Coach .....	Santo Del Rosario
Assistant Pitching Coach .....	Michael Moscat
Tryout Assistant .....	Anthony Rosario

**TRIPLE-A INTERNATIONAL LEAGUE**

Manager .....	Randy Knorr
Pitching Coach .....	Brad Holman
Hitting Coach .....	Brian Daubach
Athletic Trainer .....	Eric Montague
Strength & Conditioning Coach .....	Mike Warren

**DOUBLE-A EASTERN LEAGUE**

Manager .....	Matt LeCroy
Pitching Coach .....	Michael Tejera
Hitting Coach .....	Brian Rupp
Athletic Trainer .....	TD Swinford
Strength & Conditioning Coach .....	Fl Cuper

**SINGLE-A CAROLINA LEAGUE**

Manager .....	Tripp Keister
Pitching Coach .....	Sam Narron
Hitting Coach .....	Luis Ordaz
Athletic Trainer .....	Don Neidig
Strength & Conditioning Coach .....	Shane Hill

**SINGLE-A SOUTH ATLANTIC LEAGUE**

Manager .....	Patrick Anderson
Pitching Coach .....	Mack Jenkins
Hitting Coach .....	Amaury Garcia
Athletic Trainer .....	Darren Yoo
Strength & Conditioning Coach .....	Will Lindholm

**SHORT-SEASON SINGLE-A NEW YORK-PENN LEAGUE**

Manager .....	Ralph "Rocket" Wheeler
Pitching Coach .....	Franklin Bravo
Hitting Coach .....	Mark Harris
Athletic Trainer .....	Kirby Craft
Strength & Conditioning Coach .....	Ryan Grose

**ROOKIE-LEVEL GULF COAST LEAGUE**

Manager .....	Mario Lisson
Pitching Coach .....	Larry Pardo
Hitting Coach .....	Jorge Mejia
Athletic Trainer .....	Jacob Meyer
Strength & Conditioning Coach .....	Gabe Torres

**ROOKIE-LEVEL DOMINICAN SUMMER LEAGUE**

Manager .....	Sandy Martinez
Pitching Coach .....	Pablo Frias
Hitting Coach .....	Freddy Guzman
Coach .....	Emiliano Alcantara / Javier Guzman
Latin American Training Coordinator .....	Manny Moore
Athletic Trainer .....	Miguel Cabrera
Strength & Conditioning Coach .....	Santo Del Rosario
Assistant Pitching Coach .....	Michael Moscat
Tryout Assistant .....	Anthony Rosario



**SCOUTING, RESEARCH & PLAYER DEVELOPMENT****BASEBALL OPERATIONS****MIKE DEBARTOLO***Director, Baseball Operations*

DeBartolo, entering his eighth season with the Nationals, serves as Director of Baseball Operations, where he assists in synthesizing information from across the organization to aid in decisions affecting the 40-man roster...These decisions range from salary arbitration and contract extensions to free agency, trades and other matters concerning baseball operations...Prior to his current role, DeBartolo served as manager of baseball research & development in 2015 and as a baseball operations analyst in 2014...He joined the Nationals in 2012 as an intern in baseball operations...Prior to joining the Nationals, he worked at Cambridge Associates, an investment advisory firm headquartered in Boston, MA from 2006-11...DeBartolo graduated from Tufts (MA) University in 2006 and Columbia Business School in 2013...He is a Boston native and lives with his wife, Kate and son Will, in Washington, D.C.

**PLAYER DEVELOPMENT****MARK SCIALABBA***Director, Player Development*

Scialabba, entering his 14th season with Washington, was promoted to his current role of Director of Player Development in November of 2013 after serving the previous three years as Washington's director of Minor League operations...He works in conjunction with Doug Harris on all aspects of the player development system, including player plans, analytics, contracts, roster management, budgets, Dominican Academy operations and player personnel decisions...Scialabba spent 2007-09 as Washington's assistant director of player development...He joined the Nationals in 2006 as a baseball operations assistant...Scialabba spent the summer of 2005 as Assistant GM of the Cape Cod League's Brewster Whitecaps...He played baseball and graduated with a degree in economics from Williams (MA) College...He subsequently earned an MBA and master's in sport management at the University of Massachusetts in 2006...He lives in Washington, D.C. with his wife Meredith and daughter Sydney.

**RYAN THOMAS***Director, Minor League and Florida Operations*

Thomas enters his 14th year with the Washington Nationals, his third in his current role of Director of Minor League Operations...He served the previous five seasons (2011-2015) as assistant director of Minor League operations...He assists Doug Harris and Mark Scialabba on all aspects of Washington's player development system...Thomas previously served as coordinator of player development (2008-10) and player development assistant (2006-08)...He joined the club as a media relations intern during the 2006 season before earning full-time status following the season...Thomas graduated from the University of Miami (FL) in 2003 with a degree in business administration and earned his MBA from Miami in 2005...While at the University of Miami, Thomas worked in the Athletic Department as a student assistant with the Hurricane Club...Thomas resides in Wellington, Fla., with his wife, Sara, and son, R.J.

**SPIN WILLIAMS***Senior Advisor to the General Manager, Player Development*

Williams returns for his 14th season in the Washington chain after joining the Nationals in 2006 as a pitching consultant...In 2016, he was the recipient of the ninth-annual Mike Coolbaugh award from Minor League Baseball, presented annually to "an individual who has shown outstanding baseball work ethic, knowledge of the game, and skill in mentoring young players on the field"...During his tenure with the organization, he has mentored Stephen Strasburg, Jordan Zimmermann, Tanner Roark, Erick Fedde, Reynaldo Lopez and Lucas Giolito, among others...Prior to his role with Washington, Williams spent 27 seasons as a member of the Pittsburgh Pirates organization in a wide variety of roles...He served Pittsburgh at the Major League level for 12 seasons as pitching coach (2000-05) and bullpen coach (1994-2000)...He joined PIT Minor League coaching ranks as a player/coach with Single-A Greenwood in 1981...From there, he held a plethora of pitching-coach posts in the Bucs' Minor League system...Began pro career as a player with Bradenton of the Gulf Coast League in 1979...Also coached in the Florida Instructional League (five years) and in winter league baseball in Venezuela and Colombia...Served as pitching coach with Maryvale in the Arizona Fall League in 1998...Was inducted into the Iowa Baseball Coaches Hall of Fame in February of 2002.

**BASEBALL RESEARCH AND DEVELOPMENT****SAM MONDRY-COHEN***Director, Baseball Research & Development*

Mondry-Cohen enters his 11th season with the club and fifth season as the Director of Baseball Research & Development, a position to which he was promoted to following the 2014 season...In this position, he leads the front office's analysis of baseball data, working closely with the R&D group of analysts and developers on projects including projection of player performance, strategic planning, and department-wide baseball systems...Mondry-Cohen was promoted to his current role after spending the 2014 season as the manager of baseball analytics...He spent four seasons (2010-2013) as an analyst in baseball operations working directly for Adam Cromie...Mondry-Cohen started with Washington as an intern in baseball operations in 2009...He graduated from the University of Pennsylvania in 2010...From 2004-08, he worked as a batboy in the visiting clubhouse of the San Francisco Giants...Mondry-Cohen is a San Francisco native and now resides in Washington, D.C. where he sits on the Board of Directors for the Washington Legal Clinic for the Homeless.

## MINOR LEAGUE COORDINATORS

### JEFF GARBER

#### Co-Field Coordinator

Garber enters his 12th season in the Nationals' chain, ninth as Field Coordinator...Prior to joining the Washington system, he spent 20 years in Kansas City's organization as a player, coach and manager...His Minor League coordinator positions with the Royals included Minor League field coordinator, outfield coordinator and coordinator of instruction...Garber managed six seasons in Royals' system with stops at Single-A Wilmington (1999-02) and Single-A Spokane (1997-98) where he posted a 399-310 (.563) career record as manager...He won the Carolina League Co-Championship with Wilmington in 1999...Coached with Spokane in 1996...Selected by Kansas City in the 10th round of 1988 June Draft and played in the minors with Royals from 1988-95 as a utility infielder/outfielder...Honored with the Dick Howser Award in 2000 for contributions to the Kansas City organization...Received degrees from James Madison (VA) University and Valdosta State (GA) University...Resides in Tallahassee, Fla. with his wife, Michele, and children, Madison and Jackson.

### TOMMY SHIELDS

#### Co-Field Coordinator

Shields enters his fifth season with Washington after spending three seasons (2012-14) as manager of Kansas City's short-season Single-A affiliate, Burlington Royals...Shields was named Appalachian League Manager of the Year in 2012 after leading the Royals to a 38-22 record and the Appy League East Division title...He joined the Royals after spending six years as Atlanta's Minor League infield coordinator and during that six-year stretch, he also served as their field coordinator from 2007-10...From 1995-2005, Shields worked for the Cardinals as an area scout and managed the New Jersey Cardinals of the New York-Penn League for three seasons (2001-03)...From 1995-98, he worked in Baltimore's system leading Single-A Delmarva to a South Atlantic League title...Shields was selected by Pittsburgh in the 15th round of the 1986 Amateur Draft out of the University of Notre Dame and played parts of eight Minor League seasons with Pittsburgh (1986-90), Baltimore (1991-92) and Chicago-NL (1993-94)...He made his Major League debut in 1992 with Baltimore but earned his first MLB plate appearance with the Cubs in 1993...Shields resides in Lititz, Pa., with his wife, Melonni and kids, Kelsey, Derrick, Samantha and Connor.

### PAUL MENHART

#### Pitching Coordinator

Menhart embarks on his fifth season as Minor League Pitching Coordinator after serving as the pitching coach of the 2014 International League North Division champion Syracuse Chiefs...Following the 2014 season, he served as pitching coach of the Bravos de Margarita in the Venezuelan Winter League...The 2019 campaign marks his 14th season in the Washington system...He worked the 2012 and 2013 campaigns with Double-A Harrisburg...Over the last five seasons, he has impacted the development of future Major League pitchers Stephen Strasburg, Joe Ross, Matt Grace, Erick Fedde, Wander Suero, Austen Williams, Kyle McGowin, Austin Voth, Tanner Roark, Koda Glover, Sammy Solis, Reynaldo Lopez, Lucas Giolito, and Blake Treinen among others...Enjoyed three seasons (2009-11) as Single-A Potomac's pitching coach...He has twice coached in the Arizona Fall League (2011 - Scottsdale, 2009 - Phoenix)...Enjoyed two years (2007-08) as pitching coach with Single-A Hagerstown...Began his tenure with the club in 2006, serving in the same capacity with Single-A Savannah...Joined the Washington organization from Western Carolina (NC) University, where he spent three years (2003-05) as a coach, including the final two seasons as pitching coach...Menhart was selected in the eighth round of the 1990 First-Year Player Draft out of Western Carolina University...He appeared in 41 games across three Major League seasons with Toronto (1995), Seattle (1996) and San Diego (1997).

### TROY GINGRICH

#### Hitting Coordinator

Gingrich enters his sixth season as Minor League Hitting Coordinator after serving as the hitting coach for two seasons (2012-13) at Triple-A Syracuse...The 2019 campaign will mark Gingrich's 16th year (2004-present) as a coordinator/coach in the organization (Montreal/Washington)...Following the 2013 season, he served as hitting coach of the Arizona Fall League's Mesa Solar Sox...Spent 2008-2011 as Double-A Harrisburg's hitting coach, helping the Senators to an Eastern League Western Division title in 2011 and a playoff appearance in 2010...In addition to his tenure with Harrisburg, he spent three years (2005-07) as hitting coach with Single-A Potomac and one season (2004) with Vermont of the short-season Single-A New York-Penn League...During his tenure with the organization has helped develop Bryce Harper, Anthony Rendon, Michael A. Taylor, Trea Turner, Pedro Severino, Wimer Difo, Victor Robles, Adrian Sanchez, among others...Gingrich enjoyed a four-year pro career at the Minor League level as an outfielder before retiring in 2004 to begin coaching career...Played collegiately at the University of Arizona...Graduate of Apache Junction (AZ) High School...Married and lives in San Diego, Calif.

### MICHAEL BARRETT

#### Catching Coordinator

Barrett returns for his fifth season as Washington's Minor League Catching Coordinator...In his role, he instructs catchers throughout the Nationals Minor League system...Also served as the manager of the GCL Nationals in 2015...Posted a 24-34 record in his first experience as a manager...Played 12 Major League seasons...Was a first-round pick by Montreal in 1995 and made his Major League debut with the Expos in 1998...Spent his first six seasons with the Expos before stints with Chicago-AL (2004-07), San Diego (2007-08) and Toronto (2009)...The former catcher hit .263 with 98 home runs and 424 RBI in 1,054 games over his 12-year Major League career...In 2005, won the National League Silver Slugger Award after hitting .276 with 32 doubles, 16 home runs and 61 RBI in 133 games...Since retiring, has been actively involved with the University of North Georgia baseball program...Resides in Atlanta, Ga. with his wife, Stephanie, and his children, Grace and Andrew.

## MINOR LEAGUE COORDINATORS

**BILLY GARDNER JR.** *information / Roving Coordinator*

Gardner enters his second season as Roving Minor League Coordinator in 2019 after spending four seasons (2014-17) as the manager of Triple-A Syracuse...2019 will mark his 30th season in professional baseball...He has 23 years of Minor League managing experience, collecting over 1,500 managerial wins (1,524-1,466, .510)...Managed International League All-Stars Trea Turner, Brian Goodwin and Rafael Martin in 2016...Was named the manager of the International League in the 2015 Triple-A All-Star Game...Led the Chiefs to an 81-62 record and captured the International League North Division championship in 2014...Was named 2014 International League Manager of the Year, his second such league citation (Southern League, 2012)...Served the previous seven seasons (2007-13) as the manager of the Montgomery Biscuits, the Double-A affiliate of the Tampa Bay Rays...Was named the 2012 Southern League Manager of the Year and was cited by *Baseball America* as the Best Manager Prospect in the Southern League following the 2010 campaign...Led Montgomery to a Southern League title in 2007, his first season at the helm...Managed Single-A Dayton (CIN) in 2006, and prior to that, spent three seasons (2003-05) in the Kansas City chain...Led Single-A Wilmington to the Carolina League playoffs in 2003 and 2004...From 1995-2002, worked his way throughout the Boston Red Sox Minor League system, with stops at Single-A Sarasota (2002), Double-A Trenton (2000-01), Single-A Augusta (1999), Single-A Michigan (1997-98), Short-Season Lowell (1996) and Rookie-level Butte (1995)...Spent two seasons (1993-94) as a coach in the Red Sox Minor League system...Was selected by Kansas City in the 50th round of the 1987 First-Year Player Draft out of the University of Hartford...Played two Minor League seasons before returning to Hartford to take his first coaching job...Resides in Cleveland, Ohio with his wife, Kristie...They have three children: Joshua, Jaycie and Abbie.

**GARY THURMAN** *Outfield/Baserunning Coordinator*

Thurman enters his seventh season as the Nationals Minor League Outfield/Baserunning Coordinator...He brings 20 years of experience as a manager, coach or instructor in professional baseball...Prior to joining Washington in 2013, he spent the 2012 campaign with the Miami Marlins as their first base coach and outfield/baserunning coordinator...From 2008-2011, Thurman worked in the Cleveland chain as their Minor League outfield/baserunning coordinator and prior to that, spent nine seasons as a coach or manager in the Seattle organization...During 2007, his final season with Seattle, he served as their first base coach as well as the team's outfield/baserunning coordinator...Thurman was selected 21st overall in the first round of the 1983 First-Year Player Draft by the Kansas City Royals...Played 16 professional seasons, including big league campaigns with the Royals (1990-92), Detroit Tigers (1993), Seattle Mariners (1995) and New York Mets (1997).

**MARK GRATER** *Rehab Pitching Coordinator*

Grater returns for his 17th season with the organization and 13th as Rehab Pitching Coordinator...He served as pitching coach in 2006 for short-season Single-A Vermont and also served as pitching coach for Single-A Savannah (2005), Double-A Harrisburg (2004), Brevard County of the Single-A Florida State League (2003) and GCL Expos (2002)...Grater coached in the St. Louis system for six seasons, the first of which came as pitching coach with short-season New Jersey in 1997...He pitched in nine Major League games with St. Louis (1991), and Detroit (1993), posting a 3.38 ERA...During pro career, Grater led the American Association (24 in 1992) and Florida State League (32 in 1989) in saves...He was drafted by St. Louis in 1986 as a 24th-round selection out of Florida International University...Nicknamed "The Saver."

**JON KOTREDES** *Medical and Rehab Coordinator*

Kotredes enters his sixth season as Medical and Rehab Coordinator...He moved to his current role after spending the 2013 season as a trainer with the Double-A Harrisburg Senators...2019 marks his 11th season with the Washington Nationals...Spent the 2011 and 2012 seasons with Single-A Hagerstown and worked the 2009-10 seasons with the Rookie-Level GCL Nationals...Prior to joining the Nationals, worked three years (2006-08) with the San Francisco organization, all with the Salem-Keizer Volcanoes of the short-season Northwest League...He graduated from the University of Maine in 2005 with a degree in Kinesiology and Physical Education.

**JEFF ALLRED** *Assistant Minor League Medical Coordinator*

Allred begins his 12th year in the Washington system, second in this role...He spent five seasons (2013-17) with Triple-A Syracuse...Joined the Chiefs in 2013 after spending the 2011-12 seasons with Double-A Harrisburg...Prior to his stint with the Senators, he served as athletic trainer with Single-A Potomac (2009-10) and Single-A Hagerstown (2008)...Began tenure with the Washington organization after spending one season (2007) with the Macon Music of the Independent South Coast League...Graduated in 2006 from Texas State University with a Bachelor of Science in athletic training...While attending Texas State, worked as a student trainer for the Bobcats athletic department...Allred, a Texas native, is NATA certified.

## MINOR LEAGUE COORDINATORS

## TONY ROGOWSKI

## Strength and Conditioning Coordinator

Rogowski is entering his 10th season with the Washington Nationals, his third as Strength and Conditioning Coordinator...Rogowski enjoyed two stints (2010, 2012-16) as the strength and conditioning coach of the Double-A Harrisburg Senators...He spent the 2011 season with the Single-A Potomac Nationals...Rogowski joined the organization in February 2010 after two seasons (2008-09) as a player in the independent Continental Baseball League and the independent Arizona League...Rogowski graduated from the University of Alabama - Huntsville in 2009 where he was a member of the baseball team and a student assistant coach...He earned a master's degree from California University of Pennsylvania in 2013...Rogowski and his wife, Nicole, reside in Winter Park, Fla.

## CALVIN MINASIAN

## Minor League Equipment Coordinator

Minasian begins his ninth season in the Washington chain, adding to his more than 29 years of experience in professional baseball... He has worked in both equipment and player development, having served as a Major and Minor League scout for Toronto during the 2010 season...Previously worked as the assistant clubhouse and equipment manager for the Texas Rangers...Minasian began career in MLB working as a ball boy for the Texas Rangers at age 10... He has a degree in finance from the University of Texas at Arlington and is originally from Chicago, Ill.

## 2018 MINOR LEAGUE PLAYERS OF THE YEAR

The Washington Nationals named infielder **Carter Kieboom** their 2018 Minor League Player of the Year, left-handed pitcher **Ben Braymer** and right-handed pitcher **Wil Crowe** their 2018 co-Minor League Pitchers of the Year and infielder **Jake Noll** the winner of the sixth-annual "Bob Boone Award."

Kieboom, 21, hit .280 with 31 doubles, one triple, 16 home runs, 69 RBI, 58 walks, nine stolen bases and 84 runs scored in 123 games between Single-A Potomac and Double-A Harrisburg in 2018. He ranked in Washington's system in runs scored (1st, 84), doubles (2nd, 31), RBI (2nd, 69), hits (3rd, 138), home runs (3rd, 16), walks (3rd, 58), slugging percentage (4th, .444) and OPS (4th, 801). Kieboom finished the season rated as the No. 34 prospect in all of baseball according to MLB Pipeline.com and the No. 45 prospect according to Baseball America. Baseball America also cited him as the No. 5 prospect in the Eastern League following the season.

Braymer, 24, led Washington's Minor League system with a 2.28 ERA while going 9-3 with two saves in 28 games (11 starts) between Single-A Hagerstown and Single-A Potomac. He struck out 118 batters – third-most in Washington's system – in 114.2 innings pitched. Opposing batters hit .219 against him, including a .174 average by left-handed batters along the way.

Crowe, 24, went 11-5 with a 3.40 ERA in 22 games (21 starts) between three levels of Washington's Minor League system. His 11 wins were tied for the most among Nationals farmhands, while his 3.40 ERA ranked fourth among full-season Nationals Minor Leaguers. He finished the season ranked as the No. 5 prospect in Washington's Minor League system according to MLB Pipeline.com.

Noll, 24, becomes the sixth recipient of the Bob Boone Award, which is granted annually to the Nationals minor leaguer who best demonstrates the professionalism, leadership, loyalty, passion, selflessness, durability, determination and work ethic required to play the game the "Washington Nationals Way."

Noll hit .291 with 20 doubles, four triples, 11 home runs, 72 RBI, 33 walks, seven stolen bases and 82 runs scored in 132 games between Single-A Potomac and Double-A Harrisburg. His 72 RBI were the most in Washington's Minor League system. He was named a Carolina League mid-season All-Star after ranking among league leaders in batting average (5th, .302), RBI (5th, 46) and hits (2nd, 80) during the season's first half. He was promoted to Harrisburg on June 21 and went on to hit .324 with five doubles, three homers, 16 RBI, seven walks, three stolen bases and 22 runs scored in his first 37 games with the Senators.

## 2018 MINOR LEAGUE AWARDS

PLAYER	TEAM	AWARD
Juan Soto	Hagerstown Suns	South Atlantic League Player of the Week (April 5-15)
Ben Braymer	Hagerstown Suns	South Atlantic League Pitcher of the Week (April 5-15)
Rafael Bautista	Syracuse Chiefs	International League Player of the Week (April 16-22)
Brady Dragnire	Harrisburg Senators	Eastern League Pitcher of the Week (April 23-29)
Juan Soto	Potomac Nationals	Carolina League Player of the Week (April 30-May 6)
Carter Kieboom	Potomac Nationals	Carolina League Player of the Week (May 7-13)
Kyle McGowin	Harrisburg Senators	Eastern League Pitcher of the Week (May 21-27)
Adam Brett Walker	Harrisburg Senators	Eastern League Player of the Week (May 28-June 3)
Alec Keller	Potomac Nationals	Carolina League Player of the Week (June 4-10)
Nick Banks	Hagerstown Suns	South Atlantic League mid-season All-Star
Nick Raquet	Hagerstown Suns	South Atlantic League mid-season All-Star
Dan Camache	Harrisburg Senators	Eastern League mid-season All-Star
Taylor Gushue	Harrisburg Senators	Eastern League mid-season All-Star
Kyle McGowin	Harrisburg Senators	Eastern League mid-season All-Star
Derek Self	Harrisburg Senators	Eastern League mid-season All-Star
Austen Williams	Harrisburg Senators	Eastern League mid-season All-Star
Tres Barrera	Potomac Nationals	Carolina League mid-season All-Star
Wil Crowe	Potomac Nationals	Carolina League mid-season All-Star
Carter Kieboom	Potomac Nationals	Carolina League mid-season All-Star
Tyler Mapes	Potomac Nationals	Carolina League mid-season All-Star
Jake Noll	Potomac Nationals	Carolina League mid-season All-Star
Sterling Sharp	Potomac Nationals	Carolina League mid-season All-Star
Jacob Wilson	Syracuse Chiefs	International League mid-season All-Star
Luis Garcia	Hagerstown Suns	SiriusXM All-Star Futures Game
Carter Kieboom	Potomac Nationals	SiriusXM All-Star Futures Game
Pablo O'Connor	Auburn Doubledays	New York-Penn League Player of the Week (July 9-15)
Hunter Jones	Harrisburg Senators	Eastern League Player of the Week (July 16-22)
Kyle McGowin	Syracuse Chiefs	International League Pitcher of the Week (Aug. 6-12)

PLAYER	TEAM	AWARD
Rhett Wiseman	Potomac Nationals	Carolina League Player of the Week (Aug. 20-26)
Matthew Crossover	Potomac Nationals	Carolina League Pitcher of the Week (Aug. 20-26)
Brian Fernandez	DSL Nationals	Dominican Summer League All-Star
Pedro Gonzalez	DSL Nationals	Dominican Summer League All-Star
Angel Guillen	Auburn Doubledays	New York-Penn League All-Star
Kyle Marincz	Auburn Doubledays	New York-Penn League All-Star
Pablo O'Connor	Auburn Doubledays	New York-Penn League All-Star
Israel Pineda	Auburn Doubledays	New York-Penn League All-Star
Jacob Rhimesmith	Auburn Doubledays	New York-Penn League All-Star
David Smith	Auburn Doubledays	New York-Penn League All-Star
Wil Crowe	Potomac Nationals	Carolina League post-season All-Star
Ian Sagdal	Potomac Nationals	Carolina League post-season All-Star
Rhett Wiseman	Potomac Nationals	Carolina League post-season All-Star
Wil Crowe	Potomac Nationals	Carolina League Pitcher of the Year
Carter Kieboom	Potomac/Harrisburg	MLBPipeline.com Org. Prospect of the Year
Jeffrey Rodriguez	Harrisburg/Syracuse/Washington	MLBPipeline.com Org. Prospect of the Year
Tres Barrera	Potomac Nationals/Hagerstown Suns	MLB.com Organization All-Star
Aldem Corredo	Potomac Nationals/Hagerstown Suns	MLB.com Organization All-Star
Cole Freeman	Hagerstown Suns	MLB.com Organization All-Star
Jake Noll	Potomac Nationals/Harrisburg Senators	MLB.com Organization All-Star
Carter Kieboom	Potomac Nationals/Harrisburg Senators	MLB.com Organization All-Star
Alec Keller	Harrisburg Senators	MLB.com Organization All-Star
Rhett Wiseman	Potomac Nationals	MLB.com Organization All-Star
Yadiel Hernandez	Harrisburg Senators/Syracuse Chiefs	MLB.com Organization All-Star
Ian Sagdal	Potomac Nationals	MLB.com Organization All-Star
Kyle McGowin	Washington/SYR/HAR/POT	MLB.com Organization All-Star
Ben Braymer	Potomac Nationals/Hagerstown Suns	MLB.com Organization All-Star
James Bourque	Harrisburg Senators/Potomac Nationals	MLB.com Organization All-Star

## SCOUTING, RESEARCH &amp; PLAYER DEVELOPMENT

## FRESNO GRIZZLIES (TRIPLE-A)

*Pacific Coast League — Nationals Affiliate Since: 2019***Stadium:** Chukchansi Park (2002) — **PHONE:** (559) 320-4487**Team President:** Derek Franks (DFranks@fresnogrizzlies.com)**Media Contact:** Paul Braverman (PBraverman@fresnogrizzlies.com)**Radio Voice:** Doug Greenwald (DGreenwald@fresnogrizzlies.com)**2018 Record:** 82-57 (1st Place, Pacific Coast League Pacific Northern)**RANDY KNORR****Manager**

Knorr enters his second season as the leader of Washington's Triple-A affiliate...He has managed seven seasons (2005-08, 2010-11, 2018) in the Nationals' Minor League system where he had a hand in the development of many of the Nationals' homegrown Major League players...He returned to the dugout in 2018 after spending the 2016-17 seasons as a Senior Advisor to General Manager Mike Rizzo in the field of player development...He returned to the player development side in 2016 after spending the previous four seasons (2012-15) as Washington's Major League bench coach...He began serving as the Nationals' bench coach during the 2012 NL East Championship season, his third stint on Washington's Major League coaching staff (bullpen coach final three months of 2006, entire 2009 season)...In 2010, he skippered the Double-A Harrisburg Senators, a club that boasted Stephen Strasburg, Tanner Roark, Drew Storen and Danny Espinosa, among other eventual big leaguers...Managed Single-A Potomac from 2006-08...Potomac's championship in 2008 was the first captured by a Nationals domestic club since the team's D.C. arrival in 2005...His first managerial experience came in 2005 with Single-A Savannah...That 2005 club included eventual big leaguers Ryan Zimmerman, Ian Desmond and Roger Bernadina, among others...Played 19 professional seasons, including parts of 11 Major League campaigns...A catcher, Knorr played in 253 big league games for Blue Jays (1991-95), Astros (1996-97, 1999), Marlins (1998), Rangers (2000) and Expos (2001)...Earned World Series rings with the Blue Jays in 1992 and 1993...Knorr resides in Tampa, Fla.

**BRAD HOLMAN****Pitching Coach**

Holman - entering his second season with Washington - joined the Nationals' system in 2018...Jimmy Cordero, Kyle McGowin, Wander Suro, Austin Voth and Austen Williams made their Major League debuts in 2018 after working with Holman at Syracuse...He joined Washington after spending the previous two seasons (2016-17) as the bullpen coach of the Texas Rangers...He was promoted to that role after spending seven seasons (2009-15) as a pitching coach through various levels of Texas' Minor League system...He worked the 2013-15 seasons with Triple-A Round Rock, 2011-12 with Single-A Myrtle Beach and 2009-10 with Single-A Hickory...Holman was selected co-recipient of the Bobby Jones Player Development Man of the Year Award after the 2013 season...He began his coaching career with six seasons (2002-07) in Seattle's organization...He worked as pitching coach at Single-A Wisconsin (2002-05), Double-A San Antonio (2006) and Single-A West Tennessee (2007)...He saw his only MLB action with Seattle in 1993, going 1-3 with three saves and a 3.72 ERA in 19 appearances...Holman appeared in 170 Minor League games (19-19, 4.56 ERA) across parts of seven Minor League seasons with five organizations: Kansas City (1990), Seattle (1991-95), Colorado (1995) and Baltimore (1995)...Holman attended Auburn (AL) University and was originally selected by Kansas City in the 35th round of the 1990 First-Year Player Draft...He and his wife Stephanie have two daughters, Jessi and Tiffani.

**BRIAN DAUBACH****Hitting Coach**

Daubach, in his ninth season in the Washington chain, returns to the Triple-A ranks for his fourth season as hitting coach...Has tutored eventual big leaguers Victor Robles, Brian Goodwin, Trea Turner, Adrian Sanchez, Spencer Kieboom and Andrew Stevenson during his run as Syracuse's hitting coach...He spent 2013-14 as the manager of Double-A Harrisburg...Skipped Nationals Minor League clubs to three first place finishes in five seasons...Led the Potomac Nationals to both first and second-half Carolina League North titles before falling to Salem (BOS) in the Mills Cup Championship in 2013...In 2012, led Hagerstown to its second consecutive first-place finish, going 82-55...In 2011, managed Hagerstown to a 75-64 record in first season as skipper...Managed the American Defenders of independent Can-Am League (2009) and served as hitting coach for the Nashua Pride (2008) in the same league...Spent parts of eight seasons in the majors with Florida (1998), Boston (1999-02 & 2004), Chicago-AL (2003) and New York-NL (2005)...Won a World Series title in 2004 with the Red Sox...Hit .259 with 139 doubles, 93 homers and 333 RBI in 661 games at the big league level.

**ERIC MONTAGUE****Athletic Trainer**

Montague embarks on his second Triple-A season after spending the previous four seasons (2014-17) with Double-A Harrisburg...2019 will be his 21st season in professional baseball and his seventh season in the Nationals organization after 10 seasons at various levels of the Houston Astros' chain...Joined Washington's chain in 2013 with Single-A Potomac before joining Harrisburg the following season...Spent the 2011-12 seasons with Double-A Corpus Christi and prior to that, worked from 2004-10 with Salem and Lancaster, both Advanced-A affiliates of the Houston Astros...In 2003, Montague worked with Single-A Lexington after spending the 2002 campaign with Martinsville of the Rookie-Level Appalachian League...Prior to joining the Astros, he worked four seasons (1998-2001) in the Mets organization...Attended Mississippi State University, where he served as a student athletic trainer while earning his Bachelor of Science degree in fitness.



**HARRISBURG SENATORS** (DOUBLE-A)

*Eastern League — Nationals/Expos Affiliate Since: 1991*

**Stadium:** First National Bank Field (2010) — **PHONE:** (717) 231-4444

**Team President:** Kevin Kulp (KKulp@senatorsbaseball.com)

**Media Contact and Radio Voice:** Terry Byrom (TByrom@senatorsbaseball.com)

**2018 Record:** 72-65, 3rd Place, Eastern League Western Division

**MATT LeCROY****Manager**

LeCroy embarks on his fourth consecutive season as the manager of the Double-A Harrisburg Senators...2019 will mark his 11th season in a coaching role with the Washington Nationals organization...Under his tutelage in 2018, Juan Soto made the jump from Harrisburg to the Major Leagues after just eight games...Victor Robles and Raudy Read made the jump from Double-A to the Major Leagues in 2017... In 2016, he led the club to a 12-3 mark down the stretch, falling just one game short of the Eastern League playoffs...Spent two seasons (2014-15) on Nationals Major League staff, serving as Matt Williams' bullpen coach...LeCroy served as a Minor League manager in the Nationals' chain from 2009-13...He spent 2012 and 2013 managing at Double-A Harrisburg, including a 2013 season in which four of his players made their MLB debuts straight from Double-A: Anthony Rendon, Taylor Jordan, Nathan Karns and Ian Krol...Managed Single-A Potomac in 2011 and enjoyed two seasons (2009-10) as skipper at Single-A Hagerstown...Joined the Nationals coaching ranks prior to the 2009 season after retiring as a player in 2008...In addition to Soto, Robles, Read and Rendon, LeCroy had a hand in the development of Trea Turner, Wilmer Difo, Lucas Giolito, Reynaldo Lopez, and Brian Goodwin among many others...In eight Major League seasons with Minnesota (2000-05, 2007) and Washington (2006), LeCroy batted .260 with 68 doubles, 60 home runs and 218 RBI in 476 games...Posted a .440 slugging percentage despite often playing the grueling position of catcher...Reached the Postseason four times with the Twins and batted .269 in 10 playoff contests...Learned from three of the highest-regarded managers in MLB: Tom Kelly (2000-01), Ron Gardenhire (2002-05, 2007), and Frank Robinson (2006)...He was selected 50th overall in the 1997 First-Year Player Draft out of Clemson (SC) University... Resides in Belton, S.C. with his wife, Holly, and their five children: Isabella, Maggie, Noah, Max and Mabree.

**MICHAEL TEJERA****Pitching Coach**

Tejera embarks on his second season with Double-A Harrisburg after spending the previous seven seasons as pitching coach with the GCL Nationals...2019 marks his ninth season in Washington's system...Following the 2017 season, he served as pitching coach for the Mesa Solar Sox of the Arizona Fall League...With that club, he worked with current Nationals farmhands Dakota Bacus, Jimmy Cordero, Kyle McGowin and Austen Williams...While with the GCL Nationals, he was tasked with being one of the first pitching coaches to welcome newly signed and drafted players to Washington's organization...Prior to joining Washington's system, he spent nine seasons with Bethune-Cookman (FL) University...Worked as pitching coach and recruiting coordinator for the Cats...Enjoyed two seasons (1998-99) of pro ball in the Mexican Baseball League...Attended New Mexico State University where he pitched and played shortstop.

**BRIAN RUPP****Hitting Coach**

Rupp enters his eighth season with the Nationals organization, fourth as hitting coach of the Harrisburg Senators...He spent two seasons (2014-15) as hitting coach for Single-A Potomac...Served in the same capacity for Single-A Hagerstown in 2013...Managed Potomac in 2012, his first season in the Washington system...Prior to joining Washington, Rupp spent the previous eight seasons as a coach or manager in the Royals' system...Was manager of Single-A Wilmington from 2009-11...Earned the 2008 Dick Howser Award, given annually to the Royals' top Minor League manager, after leading Burlington (IA) to the Midwest League title...Skipped his club to the playoffs in five of eight seasons with the Royals...Drafted by St. Louis in the 43rd round of the 1992 Draft, Rupp played seven seasons in the Cardinals Minor League system...Earned the South Atlantic League batting title in 1993...Joined the Cardinals Minor League coaching staff and served as manager for Peoria (1999), New Jersey (2001) and Johnson City (2002)...Also spent the 2000 season as hitting coach at Arkansas...Rupp resides in Florissant, Mo., with his wife, Stacie, and son, Andrew.

**T.D. SWINFORD****Athletic Trainer**

Swinford enters his second season with the Senators after spending three seasons with Single-A Potomac (2015-17)...The 2018 season will be his eighth season in the Nationals organization...Following the 2015 season, worked with the Mesa Solar Sox of the Arizona Fall League...Spent the 2013 season with Single-A Hagerstown and prior to that, was short-season Single-A Auburn's athletic trainer for the 2011-12 seasons...Prior to joining Washington, worked in Baltimore's chain as head athletic trainer from 2007-10 with Bluefield Orioles of the Rookie-level Appalachian League as well as the assistant athletic trainer/head strength coach from 2004-06 with Single-A Frederick... Graduated from McKendree (IL) College in 2003 with a degree in athletic training and physical education...Full name is Theren (T.D.) Dwight Swinford III.

## SCOUTING, RESEARCH &amp; PLAYER DEVELOPMENT

## POTOMAC NATIONALS (SINGLE-A)



*Carolina League — Nationals Affiliate Since: 2005*

**Stadium:** Northwest Federal Field at Pfitzner Stadium (1984) — **PHONE:** (703) 590-2311

**Team President:** Lani Silber Weiss (LSWeiss@potomacnationals.com)

**Media Contact and Radio Voice:** Mike Weisman (MWeisman@potomacnationals.com)

**2018 Record:** 74-62 (1st place, Carolina League Northern Division)

## TRIPP KEISTER

*Manager*

Keister begins his eighth season in the Washington system, fifth as the skipper of Single-A Potomac...In five seasons as Potomac's manager, Keister has led the club to three postseason appearances (2018, 2016, 2014)...Under Keister's leadership in 2018, Potomac advanced to the Mills Cup Championship game for the second time as manager...They fell, 2-1, in 11 innings to Buires Creek (HOU)...Potomac won the first half Northern Division Championship (37-30) and finished with the top overall record in the Northern Division (74-62)...In 2018, Keister managed eventual big leaguer Juan Soto and each of Washington's Minor League award winners (Carter Kieboom, Ben Braymer, Wil Crowe and Jake Noll)...During the 2017 season, he managed one of the top prospects in Minor League Baseball, Victor Robles, as well as Washington's Minor League Player of the Year, Daniel Johnson...Led Potomac to a share of the second half Northern Division title with a 39-31 record in the season's second half in 2016...Fell to Lynchburg in the Northern Division Championship Series...Was cited by *Baseball America* as the best manager in the Carolina League...Following the 2015 season, managed the Salt River Rafterers of the Arizona Fall League...Led Potomac to the 2014 Mills Cup Championship, topping Myrtle Beach 3-1 in the best-of-five series...The Nationals went 78-58 during that season...In 2013, led Single-A Hagerstown to an 80-57 record, a first-half South Atlantic League Northern Division championship and a berth in the South Atlantic League Championship Series...Managed the GCL Nationals in 2012, his first season as a professional manager...Spent the previous 16 seasons as a coach at the collegiate level, most recently with Division III Wesley (DE) College...He has coached at the University of South Carolina, Delaware State University and Wesley College...Also served as an area scout for San Diego, Philadelphia, Pittsburgh and Baltimore...Played four seasons in the minors after being selected by the Mets in the 32nd round of the 1992 First-Year Player Draft...A graduate of McKean (DE) High School, Keister earned a Bachelor of Science degree in physical education at the University of Delaware in 1992.

## SAM NARRON

*Pitching Coach*

Narron enters his eighth season as a coach in the Nationals' chain, second with Single-A Potomac...Under his guidance in 2018, Ben Braymer and Wil Crowe were named Washington's co-Minor League Pitchers of the Year...Crowe was named Carolina League Pitcher of the Year, as well...Narron spent four seasons (2014-17) with Single-A Hagerstown...Following the 2016 season, served as the pitching coach of the Glendale Desert Dogs of the Arizona Fall League...Spent the 2012-13 seasons as the pitching coach for short-season Auburn...Has worked with eventual Major Leaguers Erick Fedde, Lucas Giolito, Koda Glover and Reynaldo Lopez, as well as Nationals prospects...Joined the Nationals in 2012 after enjoying a nine-year playing career...Pitched in the Texas and Milwaukee Minor League chains...Made his big league debut with Texas, July 30, 2004 vs. Oakland...MLB debut was lone big league appearance...Went 75-48 with a 4.08 ERA in 215 games (168 starts) during pro career...Originally drafted by the Rangers in the 15th round of 2002 First-Year Player Draft...Played collegiately at East Carolina (NC) University...Grandson of former big league catcher and coach Sam Narron...Cousins Jerry and Johnny are veteran Major League coaches.

## LUIS ORDAZ

*Hitting Coach*

Ordaz returns to Single-A Potomac for his fourth season...Under his tutelage, four straight Nationals Minor League Players of the Year have come from Potomac (2018-Carter Kieboom, 2017-Daniel Johnson, 2015, 2016-Jose Marmolejos)...During his four seasons with Potomac, Ordaz has worked with top prospects Juan Soto, Victor Robles and Andrew Stevenson, among others...He spent the 2014 and 2015 seasons with Single-A Hagerstown, working with eventual Major Leaguers Wilmer Difo and Spencer Kieboom...Under his watch, Difo was named the 2014 South Atlantic League Most Valuable Player...Prior to his stint with the Suns, he spent three years (2011-13) as the hitting coach at short-season Single-A Auburn...2011 marked his second year exclusively as an instructor after spending the 2010 campaign as a player/coach with Triple-A Syracuse...Enjoyed a seven-year MLB playing career with St. Louis (1997-99), Kansas City (2000-02) and Tampa Bay (2006)...Ordaz, a native of Maracaibo, VEN, played shortstop (122 games), second base (71 games) and third base (10 games)...Made his MLB debut with the Cardinals on Sept. 3, 1997 vs. Chicago-AL.

## DON NEIDIG

*Athletic Trainer*

Neidig is in his seventh season with the Nationals organization, second with Single-A Potomac...He spent the previous four seasons (2014-17) with Single-A Hagerstown...He worked the 2013 season with the GCL Nationals and the 2012 season working in the Pittsburgh chain for the State College Spikes of the New York-Penn League and prior to that, worked for the Rookie-level Gulf Coast League Pirates in Bradenton, Fla...Neidig graduated from Lock Haven (PA) University where he worked as a student instructor, teaching anatomy.

**HAGERSTOWN SUNS** (SINGLE-A)

*South Atlantic League — Nationals Affiliate Since: 2007*

**Stadium:** Municipal Stadium (1930) — **PHONE:** (301) 791-6266

**General Manager:** Travis Painter (Travis.Painter@hagerstownsuns.com)

**Media Contact and Radio Voice:** John Kocsis Jr. (John.Kocsis@hagerstownsuns.com)

**2018 Record:** 52-81 (7th Place, South Atlantic League Northern Division)

**PATRICK ANDERSON****Manager**

Anderson returns for his seventh season as a manager in Washington's Minor League system, sixth with Single-A Hagerstown...Anderson has posted a .500 or better record in four of his six seasons as the skipper of the Suns...For the second time in three years, Anderson guided the Hagerstown Suns to the South Atlantic League playoffs in 2016...Earned the 2016 bid after claiming the Northern Division first-half championship (43-27, .614)...Under his watch, Wilmer Difo was named South Atlantic League MVP (2014), Jose Marmolejos was named Washington Nationals Minor League Player of the Year in 2015 and Daniel Johnson took home the award in 2017...In 2014, Anderson led the Hagerstown Suns to the South Atlantic League Championship Series, falling to Asheville (COL) in the best-of-five series...Was promoted to Single-A Hagerstown after leading the Rookie-level GCL Nationals to a 49-9 (.845) record and a Gulf Coast League Championship in 2013, his first season as a member of the Nationals organization...The 49-9 record established a Minor League Baseball record for the best domestic regular-season winning percentage...Was the head baseball coach at Hofstra (NY) University from 2009-2012 and from 2001-08 he worked in the Kansas City organization as a Minor League hitting and catching instructor...Prior to his stint with the Royals, Anderson spent four seasons as an assistant coach and recruiting coordinator at Hofstra...During the summer of 2000, he worked as the hitting coach for the Orleans Cardinals of the Cape Cod League...Anderson began his collegiate coaching career at Gannon University (PA), where he worked as an assistant coach and recruiting coordinator from 1996-97...Anderson, a native of nearby Silver Spring, Md., was an All-Met Selection for Paint Branch High School in Montgomery County...He graduated from Mars Hill (NC) College in 1997 where he earned degrees in business administration and physical education and currently resides in Levittown, N.Y...Anderson's wife, Larissa, is currently the head softball coach at Missouri University.

**MACK JENKINS****Pitching Coach**

Jenkins embarks on his first season in Washington's system in 2019...He joins the organization after spending 32 seasons with the Cincinnati Reds, most recently as their Major League pitching coach (2016-18)...2018 marked his seventh season on the Reds' Major League coaching staff...In Jan. 2012, he was hired as assistant pitching coach, and in 2014 he took on added duties as bullpen coach...He began the 2016 season in the assistant/bullpen coach position until he replaced pitching coach Mark Riggins on July 4, 2016...Prior to joining the Major League staff, he spent the previous six seasons (2006-2011) as the club's minor league pitching coordinator...Jenkins was hired in Oct. 1989 as a minor league pitching coach and spent 16 seasons in that position at Rookie-level Billings (1990-91), Single-A Cedar Rapids (1992), Single-A Charleston (1993-95), Double-A Chattanooga (1996-2001) and Triple-A Louisville (2002-05)...Jenkins was signed by the Reds as a non-drafted free agent in 1986 and pitched three professional seasons before joining the coaching ranks...He pitched at Hillsborough (FL) Community College and for the University of Tampa, where he received his bachelor's degree in business...He is married to his wife, Delight...The couple has two children: Corinne and Payton.

**AMAURY GARCIA****Hitting Coach**

Garcia embarks on his 10th season with Washington, fourth as hitting coach with Single-A Hagerstown...Under his guidance in 2018, Juan Soto progressed through the South Atlantic League, while Luis Garcia hit .297 as the youngest player in the league...As hitting coach in 2017, Daniel Johnson enjoyed a breakout campaign and Jake Noll ranked in the top 10 in the South Atlantic League in many offensive categories...Garcia spent the 2014 and 2015 seasons as the hitting coach of the short-season Single-A Auburn Doubledays and the 2012 and 2013 seasons as the hitting coach of the GCL Nationals...Worked the 2010 and 2011 seasons with DSL Nationals...Also works with the Nationals' top young prospects during the Florida Instructional League that follows the regular season...Has worked with eventual Major Leaguers Bryce Harper, Anthony Rendon, Brian Goodwin, Victor Robles, Andrew Stevenson, among others...Played 12 professional seasons, including a 10-game stint in the majors with Florida during the 1999 season...Resides in Santo Domingo, DOM.

**DARREN YOOS****Athletic Trainer**

Yoos begins his seventh year in the Nationals organization...He returns to Single-A Hagerstown for his second season after serving short-season Single-A Auburn since the 2013 season...Spent the 2012 campaign in Boston's chain with the Double-A Portland Sea Dogs...Prior to his work with the Red Sox, Yoos served as the head athletic trainer for Watertown (CT) High School from 2008-11...Yoos is from Watertown, Conn., and graduated from Southern Connecticut State University in 2008.

NATIONALS PARK  
COMMUNITY RELATIONS  
DREAM FOUNDATION  
YOUTH BASEBALL ACADEMY  
FRONT OFFICE | OWNERSHIP  
MANAGER | COACHING STAFF  
PLAYERS  
2018 IN REVIEW  
HISTORY AND RECORDS  
SCOUTING | RESEARCH | PLAYER DEV.  
MEDIA

## AUBURN DOUBLEDAYS (SINGLE-A)



Short-season New York-Penn League — Nationals Affiliate Since: 2011

**Stadium:** Falcon Park (1995) — **PHONE:** (802) 655-4200

**General Manager:** Adam Winslow (Adam.Winslow@auburndoubledays.com)

**Media Contact:** Adam Winslow (Adam.Winslow@auburndoubledays.com)

**2018 Record:** 41-35 (2nd place, New York-Penn League Pickney Division)

**RALPH "ROCKET" WHEELER****Manager**

Wheeler joins the Nationals system after 16 years as a manager in the Atlanta Braves chain...2019 marks his 27th season as a minor league manager...Wheeler spent the 2017 and 2018 seasons with the Single-A Rome Braves...He took over the club on June 22, 2017...He opened the 2017 season as a minor league on-field advisor for the Braves...In 16 seasons with the Braves, Wheeler put together a 867-967 (.473) record as a manager...He enters 2019 with a 1,437-1,575 (.477) career managerial record...While a member of Atlanta's system, he managed at Single-A Rome (2017-18, 2003-05), Single-A Myrtle Beach/Carolina (2016, 2006-10), Rookie-Level Danville (2015), Gulf Coast League (2012-14) and Double-A Mississippi (2011)...In 2009, he managed the Carolina League All-Star Game...In 2008, was named minor league Manager of the Year by *Baseball America*, as well as the Carolina League Manager of the Year after leading Myrtle Beach to a franchise-record 89 regular-season wins...In 2003, he led Rome to the South Atlantic League Championship...During the 2008 offseason, Wheeler managed the Mesa Solar Sox of the Arizona Fall League...Prior to joining the Atlanta organization, Wheeler spent 26 seasons (1977-2002) in the Toronto Blue Jays organization as a player, coach and manager...He was named the 1999 Florida State League Manager of the Year (Dunedin Blue Jays) and in 1996 while at St. Catharine, he was awarded the inaugural Bobby Mattick Award for excellence in player development after being named the Manager of the Year in the New York-Penn League...His coaching career began in 1981 while he was a full-time player at Single-A Florence of the South Atlantic League...He was selected by Toronto in the 13th round of the 1997 Draft out of the University of Houston...He played six seasons in the Toronto farm system...While playing baseball at Houston, he majored in health and physical education...Wheeler resides in the Myrtle Beach, S.C., area and has one son, Marty, and a daughter, Kate.

**FRANKLIN BRAVO****Pitching Coach**

Bravo is in his 17th season as a pitching coach in the Washington system...He returns to short-season Single-A for the second season...He served the same role with Auburn from 2009-11...Bravo spent four seasons (2014-17) with Single-A Potomac...During his tenure, he has tutored Major Leaguers Erick Fedde, Koda Glover, A.J. Cole, Lucas Giolito, Reynaldo Lopez, Austin Voth and Taylor Jordan, among many others...Helped Austen Williams earn the 2015 "Bob Boone" Award...He spent the 2012 and 2013 campaigns at Single-A Hagerstown...Prior to that, Bravo worked three seasons for the Nationals short-season affiliates in Vermont (2009-2010) and Auburn (2011)...Spent four seasons (2005-2008) as pitching coach of the GCL Nationals...Served as pitching coach of short season Vermont in 2004 and the Expos' Dominican Summer League entry in 2003...Played five seasons in Pittsburgh's Minor League system, retiring after the 2000 season...In 1999 at Hickory of the Single-A South Atlantic League, posted a 7-1 record with a 3.22 ERA in 34 games (eight starts) to finish second in the organization in ERA (3.21)...Resides in Santo Domingo, DOM.

**MARK HARRIS****Hitting Coach**

Harris enters his fourth season with short-season Single-A Auburn after spending two seasons (2014-15) as Double-A Harrisburg's hitting coach...In his role with Auburn, Harris is one of the first big league hitting coaches to work with draft picks and international signings...Under Harris' guidance in 2014, Michael A. Taylor experienced a breakout campaign that saw him hit .313 with 22 home runs in 98 games for Double-A Harrisburg...In addition to Taylor, Harris has tutored eventual Major Leaguers Trea Turner, Wilmer Difo, Victor Robles, Raudy Read, Pedro Severino, Billy Burns, among many others...Spent the 2013 campaign with the Single-A Potomac Nationals...It was his second stint with Potomac...Worked as Hagerstown's hitting coach in 2012 and spent 2011 as Potomac's hitting coach...Joined the Nationals' organization in 2011 after spending the previous four seasons (2007-10) with the Kansas City Royals...Served as Kansas City's Minor League infield coordinator from 2008-10 and worked one season (2007) as a roving coach...Has enjoyed stints as a scout and coach in the Texas and Philadelphia chains, respectively...Runs a private baseball academy...Played in the Yankees Minor League system after being selected in first round (No. 25) of 1978 January Draft...Resides in Gainesville, Va.

**KIRBY CRAFT****Athletic Trainer**

Craft begins his sixth season in professional baseball...He moved to short-season Single-A Auburn in 2018 after spending the previous four seasons with the GCL Nationals...University of Pittsburgh-Bradford graduate is NATA certified...He played baseball (catcher) for four seasons for the Panthers...Gained athletic training experience while at Pitt during a year-long internship with the Cleveland Indians' operation in the Phoenix area, while working for Perfect Game USA, and at Verrado High School in Buckeye, Ariz.

## GCL NATIONALS (ROOKIE-LEVEL)



*Gulf Coast League — Nationals Affiliate Since: 2005*

**Stadium:** FITTEAM Ballpark of the Palm Beaches (2017) — **PHONE:** (844) 676-2017

**2018 Record:** 23-33, 5th Place, Gulf Coast League Eastern Division

**MARIO LISSON***Manager*

Lisson returns for his second season with the GCL Nationals...He joined the managerial ranks after a 16-year professional playing career that included stints in the Kansas City (2002-12), San Francisco (2014) and Washington (2015-17) organizations...Lisson also garnered playing experience thanks to eight seasons playing in the Venezuelan Winter League with Caracas (2006-07) and Magallanes (2011-18)... In addition, he spent the 2016 season playing for Saltillo of the Mexican League...Lisson played in more than 1,800 professional games between the three leagues...He hit .257 with 264 doubles, 17 triples, 148 home runs, 700 RBI, 206 stolen bases and 691 runs scored in 1,322 Minor League games between his stints with Kansas City, San Francisco and Washington's systems...A native of Caracas, VEN, Lisson originally signed with Kansas City as a non-drafted free agent on April 1, 2002.

**LARRY PARDO***Pitching Coach*

Pardo enters his second season as the GCL Nationals pitching coach...He joined Washington's organization in 2018 after spending the previous two seasons with the Atlanta Braves as their Director of International Player Development...Pardo served as the pitching coach for the Arizona League Diamondbacks for two seasons (2014-15)...Prior to joining the Diamondbacks, he worked as an amateur scout for the Houston Astros from 2010-12...His career with the Astros was highlighted by the signing of infielder Carlos Correa...Pardo worked as a scout for the Milwaukee Brewers for four seasons (2001, 2004-06) where he was credited with signing Ryan Braun and Michael Brantley... Pardo went 17-39 with a 5.16 ERA in 158 games across seven Minor League seasons...He was originally selected by the Texas Rangers in the sixth round of the 1984 Draft out of Christopher Columbus High School in Miami, Fla...Resides in Miami, with his wife, Ileana, and children, Lawrence, Jr. and Katrina.

**JORGE MEJIA***Hitting Coach*

Mejia returns to the Nationals' Gulf Coast League staff for his sixth season, and he is one of the first hitting coaches to welcome newly signed and drafted players to Washington's organization...Under his guidance in 2016, Juan Soto was named the Gulf Coast League's Most Valuable Player...Joined the GCL squad after two seasons (2012-13) with Washington's Dominican Summer League affiliate...Joined the coaching ranks in 2011 as a hitting instructor in San Diego's Minor League system after a nine-year professional playing career...Spent the previous five professional seasons in various independent leagues, playing for Calgary (Golden Baseball League, 2008-10), Brockton (Can-Am, 2007), Quebec (Can-Am, 2007), and Rio Grande (United League, 2007)...Prior to that, Mejia enjoyed two seasons (2004-05) in the Reds' chain after playing the previous five years (1999-2003) with Oakland.

**JACOB MEYER***Athletic Trainer*

Meyer enters his second season with the GCL Nationals after joining the organization in 2018...Meyer received Masters degree from Grand Valley (MI) State University in 2016 after earning his Bachelor of Science in Athletic Training from Manchester (IN) University in 2014... At Manchester, he was a member of the football team...Meyer worked as a graduate assistant in the athletic training program for Grand Valley State from 2014 to 2016 and during the summers of 2015, 2016 and 2017, he served as the head athletic trainer for the SouthShore RailCats of the Independent American Association.

NATIONALS  
PARKCOMMUNITY  
RELATIONSDREAM  
FOUNDATIONYOUTH BASEBALL  
ACADEMYFRONT OFFICE |  
OWNERSHIPMANAGER |  
COACHING STAFF

PLAYERS

2018  
IN REVIEWHISTORY AND  
RECORDSSCOUTING |  
RESEARCH |  
PLAYER DEV.

MEDIA



## DSL NATIONALS (ROOKIE-LEVEL)



*Dominican Summer League — Nationals Affiliate Since: 2005*

**Stadium:** Las Americas Complex (1997)

**2018 Record:** 36-36, 4th Place, Dominican Summer League San Pedro South Division

**SANDY MARTINEZ***Manager*

Martinez is entering his ninth season as the manager of the Dominican Summer League Nationals...Has managed some of the top international talent in Washington's system, including Wilmer Difo, Victor Robles, Juan Soto, Yasel Antuna, Luis Garcia, and Anderson Franco, among others...Enjoyed a 15-year professional career before becoming a coach in the Nationals' organization...Hit .230 with 32 doubles, four triples, six home runs and 51 RBI in 218 games during parts of eight Major League seasons with Toronto (1995-97), Chicago-NL (1998-99), Florida (2000), Montreal (2001), Cleveland (2004), and Boston (2004)...Was behind the plate for the Cubs when Kerry Wood struck out 20 batters on May 6, 1998 vs. Houston...Resides in Santo Domingo, DOM.

**PABLO FRIAS***Pitching Coach*

Frias enters his 10th season with the Dominican Summer League Nationals...He brings more than 26 years of experience as a pitching coach at the professional level...Prior to joining the Nationals in 2010, he spent six seasons (2004-09) with Minnesota as a coach at their Dominican Academy...From 2001-03 he served as the pitching coach of Leones de Yucatán of the Mexican League...Spent seven seasons (1994-00) with Arizona and prior to that, began his coaching career with Toronto (1992-93)...Spent two seasons as a player in Toronto's Minor League system...Resides in Santo Domingo, DOM.

**FREDDY GUZMAN***Hitting Coach*

Guzman returns to the DSL Nationals for his second season in 2019...He joined the coaching ranks after a 16-year professional career that included parts of five Major League seasons...A switch-hitting outfielder, Guzman spent time in the San Diego (2001-06), Texas (2006-07), Detroit (2008), Seattle (2009), Boston (2009), Baltimore (2009) and New York-AL (2009) systems...He made his Major League debut with San Diego in 2004 and would go on to appear in big league games with Texas in 2006 and 2007, New York in 2009 and Tampa Bay in 2013...Guzman spent the last seven seasons (2011-17) playing in the Mexican League for Monclova (2011), Minatitlan (2011), Carmen (2012-15), Union Laguna (2016), Tijuana (2016) and Quintana Roo (2017)...He was originally signed by the San Diego Padres on April 17, 2000.

**MANNY MOORE***Latin American Training Coordinator*

Moore is entering his fifth season with the DSL Nationals after joining the organization in 2015...Prior to joining Washington's system, Moore served as the assistant athletic trainer for the Salem Red Sox, the Single-A Carolina League affiliate of the Boston Red Sox...Before getting his start in professional baseball, Moore worked at Breakthru Physical Therapy in Voorhees, N.J...A native of Mount Holly, N.J., Moore graduated from Rowan (NJ) University in 2013 with a Bachelor of Science in athletic training.

**MIGUEL CABRERA***Athletic Trainer*

Cabrera is entering his 16th season with the Expos/Nationals organization...The longest tenured member of Washington's DSL player development staff, Cabrera joined the franchise in 2004 after serving the private sector from 2000-03...Began his professional career as a trainer's assistant for Pittsburgh from 1998-99...Resides in Santo Domingo, DOM.

## TOP PROSPECT LISTS

## 2019 BASEBALL AMERICA TOP 30

- Victor Robles, OF
- Carter Kieboom, INF
- Luis Garcia, INF
- Mason Denaburg, RHP
- Wil Crowe, RHP
- Tim Cate, LHP
- Seth Romero, LHP
- Sterling Sharp, RHP
- Yasel Antuna, INF
- Jake Irvin, RHP
- Reid Schaller, RHP
- Gage Canning, OF
- Raudy Read, C
- Telmito Agustin, OF
- Israel Pineda, C
- Tres Barrera, C
- Jose Sanchez, INF
- James Bourque, RHP
- Nick Raquet, LHP
- Ben Braymer, LHP
- Jackson Tetreault, RHP
- Kyle Johnston, RHP
- Brigham Hill, RHP
- Tanner Rainey, RHP
- Joan Adon, RHP
- Thomas Alastre, RHP
- Gabe Klobosits, RHP
- Malvin Pena, RHP
- Ronald Pena, RHP
- Drew Ward, 1B/3B

## 2019 MLB PIPELINE.COM TOP 30

- Victor Robles, OF
- Carter Kieboom, INF
- Luis Garcia, INF
- Mason Denaburg, RHP
- Wil Crowe, RHP
- Seth Romero, LHP
- Yasel Antuna, INF
- Tim Cate, LHP
- Raudy Read, C
- Gage Canning, OF
- Sterling Sharp, RHP
- Telmito Agustin, OF
- Jose Sanchez, INF
- Tres Barrera, C
- Nick Raquet, LHP
- James Bourque, RHP
- Jake Irvin, RHP
- Reid Schaller, RHP
- Kyle Johnston, RHP
- Israel Pineda, C
- Kyle McGowin, RHP
- Tanner Rainey, RHP
- Gabe Klobosits, RHP
- Luis Reyes, RHP
- Thomas Alastre, RHP
- Jose Marmolejos, 1B/OF
- Jackson Tetreault, RHP
- Austin Voth, RHP
- Brigham Hill, RHP
- Drew Ward, 1B/3B

## 2018 BASEBALL AMERICA TOP 10

- Victor Robles, OF
- Juan Soto, OF
- Erick Fedde, RHP
- Carter Kieboom, SS
- Seth Romero, LHP
- Luis Garcia, SS
- Wil Crowe, RHP
- Daniel Johnson, OF
- Raudy Read, C
- Yasel Antuna, SS

## 2017 BASEBALL AMERICA TOP 10

- Victor Robles, OF
- Erick Fedde, RHP
- Juan Soto, OF
- Wilmer Difo, INF
- Andrew Stevenson, OF
- Koda Glover, RHP
- Luis Garcia, SS
- Carter Kieboom, SS
- Pedro Severino, C
- Austin Voth, RHP

## 2016 BASEBALL AMERICA TOP 10

- Lucas Giolito, RHP
- Trea Turner, INF
- Victor Robles, OF
- Erick Fedde, RHP
- Reynaldo Lopez, RHP
- Wilmer Difo, INF
- A.J. Cole, RHP
- Andrew Stevenson, OF
- Austin Voth, RHP
- Anderson Franco, 3B

## 2015 BASEBALL AMERICA TOP 10

- Lucas Giolito, RHP
- Michael A. Taylor, OF
- Reynaldo Lopez, RHP
- Erick Fedde, RHP
- Steven Souza Jr., OF
- A.J. Cole, RHP
- Wilmer Difo, INF
- Drew Ward, 3B
- Brian Goodwin, OF
- Nick Pivetta, RHP

## 2014 BASEBALL AMERICA TOP 10

- Lucas Giolito, RHP
- A.J. Cole, RHP
- Brian Goodwin, OF
- Matt Skole, 1B/3B
- Robbie Ray, LHP
- Sammy Solis, LHP
- Michael Taylor, OF
- Jake Johansen, RHP
- Nathan Karns, RHP
- Steven Souza Jr. OF

## 2013 BASEBALL AMERICA TOP 10

- Anthony Rendon, 3B
- Lucas Giolito, RHP
- Brian Goodwin, OF
- Matt Skole, 1B/3B
- Nathan Karns, RHP
- Christian Garcia, RHP
- Eury Perez, OF
- Sammy Solis, LHP
- Matt Purke, LHP
- Zach Walters, SS

## 2012 BASEBALL AMERICA TOP 10

- Bryce Harper, OF
- Anthony Rendon, 3B
- Danny Espinosa, INF
- A.J. Cole, RHP
- Brian Goodwin, OF
- Alex Meyer, RHP
- Matt Purke, LHP
- Sammy Solis, LHP
- Derek Norris, C
- Steve Lombardozzi, INF

## 2011 BASEBALL AMERICA TOP 10

- Bryce Harper, OF
- Derek Norris, C
- Danny Espinosa, SS
- A.J. Cole, RHP
- Wilson Ramos, C
- Sammy Solis, LHP
- Cole Kimball, RHP
- Eury Perez, OF
- Chris Marrero, 1B
- Brad Peacock, RHP

## 2010 BASEBALL AMERICA TOP 10

- Stephen Strasburg, RHP
- Derek Norris, C
- Drew Storen, RHP
- Ian Desmond, SS
- Danny Espinosa, INF
- Chris Marrero, 1B
- Jeff Kobernus, 2B
- Justin Maxwell, OF
- Michael Burgess, OF
- Destin Hood, OF

## 2009 BASEBALL AMERICA TOP 10

- Jordan Zimmermann, RHP
- Larry Detwiler, LHP
- Chris Marrero, 1B
- Michael Burgess, OF
- Jack McGeary, LHP
- Derek Norris, C
- Destin Hood, OF
- Adrian Nieto, C
- J.P. Ramirez, OF
- Esmailyn Gonzalez, SS

## 2008 BASEBALL AMERICA TOP 10

- Chris Marrero, 1B
- Ross Detwiler, RHP
- Collin Balester, RHP
- Michael Burgess, OF
- Jack McGeary, LHP
- Josh Smoker, RHP
- Jordan Zimmermann, RHP
- Justin Maxwell, OF
- Colton Wilems, RHP
- John Lannan, LHP

## 2007 BASEBALL AMERICA TOP 10

- Collin Balester, RHP
- Chris Marrero, 1B
- Colton Wilems, RHP
- Kory Casto, 3B
- Esmailyn Gonzalez, SS
- Zenchy Zincolia, RHP
- Glenn Gibson, LHP
- Matt Chico, LHP
- Stephen King, SS
- Ian Desmond, SS

## 2006 BASEBALL AMERICA TOP 10

- Bryce Zimmerman, 3B
- Collin Balester, RHP
- Clint Everets, RHP
- Ian Desmond, SS
- Kory Casto, 3B
- Mike Hinkley, LHP
- Bill Bray, LHP
- Larry Broadway, 1B/OF
- Daryl Thompson, RHP
- Frank Diaz, OF

## 2005 BASEBALL AMERICA TOP 10

- Mike Hinkley, LHP
- Larry Broadway, OF
- Ryan Church, OF
- Clint Everts, RHP
- Brendon Harris, 3B
- Bill Bray, LHP
- Daryl Thompson, RHP
- Darrell Rasner, RHP
- Kory Casto, 3B
- Collin Balester, RHP

## SCOUTING, RESEARCH & PLAYER DEVELOPMENT

### MINOR LEAGUE PLAYERS

#### ABREU, OSVALDO — INF

**OD AGE:** 24 **HT:** 6-0 **WT:** 195 **BATS:** R **THROWS:** R **BORN:** 6/13/94 La Romana, DOM

**OBTAINED:** Signed as a Minor League free agent, Dec. 23, 2018.

**CAREER NOTES:** **2018:** Clubbed a career-high eight home runs in 109 games with Double-A Harrisburg. **2017:** Advanced to Double-A Harrisburg for the first time...Appeared in more than 120 games for the third consecutive year...Matched a career high with four triples...Appeared in seven games for Tigres del Licey of the Dominican Winter League (.235, 4-for-17). **2016:** Recorded career highs in games played (126), hits (123) and runs scored (86) for Single-A Potomac...His 86 runs scored ranked third in the Carolina League and second among all Nationals farmhands...Made 119 starts, all at shortstop...Following the season, hit .267 (16-for-60) with three doubles for the Glendale Desert Dogs of the Arizona Fall League. **2015:** Played his first full season, spending the entire season at Single-A Hagerstown...Ranked among South Atlantic League hitters in runs scored (2nd, 74), doubles (5th, 35) and stolen bases (11th, 30)...Ranked second in Washington's chain with 30 stolen bases and 10th with a .274 batting average...Was named an MiLB.com Organization All-Star. **2014:** Played in 58 games for short-season Single-A Auburn. **2013:** In his first domestic season, ranked among Gulf Coast League leaders in doubles (T6th), and stolen bases (4th). **2012:** Made his professional debut, playing in 59 games for the DSL Nationals...Was originally signed as a non-drafted free agent, April 11, 2012. **SIGNED BY:** Modesto Ulloa and Johnny DiPuglia

YEAR	CLUB	AVG	G	AB	R	H	TB	2B	3B	HR	RBI	SH	SF	HP	BB	SO	SB	CS	OBP	SLG	OPS	E
2012	DSL Nationals	.279	59	215	38	60	78	14	2	0	26	2	1	9	27	49	22	14	.381	.363	.744	21
2013	GCL Nationals	.286	44	147	24	42	56	12	1	0	24	3	1	1	19	24	16	6	.369	.381	.750	10
2014	Auburn	.229	58	210	31	48	64	7	3	1	15	5	1	6	9	41	10	6	.279	.305	.584	20
2015	Hagerstown	.274	123	442	74	121	182	35	4	6	47	6	5	10	50	89	30	11	.357	.412	.769	30
2016	Potomac	.247	126	497	86	123	172	23	4	6	52	2	3	6	55	108	18	10	.328	.346	.674	21
2017	Harrisburg	.246	125	431	40	106	145	16	4	5	42	7	3	7	27	107	1	6	.299	.336	.636	29
2018	Harrisburg	.183	109	360	40	66	112	18	2	8	41	2	3	2	36	101	4	2	.259	.311	.570	16
<b>MINORS TOTALS</b>		.246	644	2302	333	566	809	125	20	26	247	27	17	41	223	519	101	55	.321	.351	.673	147

#### ACEVEDO, CARLOS — RHP

**OD AGE:** 24 **HT:** 6-3 **WT:** 200 **BATS:** R **THROWS:** R **BORN:** 9/27/94 La Vega, DOM

**OBTAINED:** Signed as a non-drafted free agent, Nov. 12, 2013.

YEAR	CLUB	W	L	ERA	G	GS	CG	SHO	SV	IP	H	R	ER	HR	HB	BB	SO	SO/9	WP	BK	BAA	
2013	DID NOT PITCH / Signed Late																					
2014	DSL Nationals	3	3	3.56	14	10	0	0	0	55.2	74	40	22	2	8	16	44	7.1	7	0	.323	
2015	GCL Nationals	2	1	3.64	10	1	0	0	0	29.2	24	13	12	1	3	9	20	6.1	6	0	.222	
2016	Auburn	2	5	3.45	11	7	0	0	0	44.1	47	18	17	1	8	11	18	3.7	2	1	.284	
	Hagerstown	0	1	4.50	2	0	0	0	0	4.0	6	5	2	0	1	1	0	0.0	1	0	.400	
2017	Hagerstown	0	0	2.08	2	2	0	0	0	8.2	5	2	2	0	0	1	8	8.3	0	2	.161	
	GCL Nationals	0	0	1.13	3	3	0	0	0	8.0	4	1	1	0	0	0	7	7.9	0	0	.143	
	Hagerstown	1	4	6.51	13	3	0	0	2	37.1	47	27	27	7	11	36	8.7	3	1	.301		
	Potomac	1	3	3.62	13	1	0	0	0	27.1	24	12	11	2	3	5	19	6.3	3	0	.250	
<b>MINORS TOTALS</b>		9	17	3.93	68	27	0	0	0	215.0	231	118	94	13	30	54	152	6.4	22	4	.278	

#### ACOSTA, JEISEL — C

**OD AGE:** 17 **HT:** 6-0 **WT:** 170 **BATS:** R **THROWS:** R **BORN:** 9/4/01 Santo Domingo, DOM

**OBTAINED:** Signed as a non-drafted free agent, July 2, 2018.

**CAREER NOTES:** **SIGNED BY:** Modesto Ulloa

YEAR	CLUB	AVG	G	AB	R	H	TB	2B	3B	HR	RBI	SH	SF	HP	BB	SO	SB	CS	OBP	SLG	OPS	E
2018	DID NOT PLAY / Signed Late																					

#### ADDN, JOAN — RHP

**OD AGE:** 20 **HT:** 6-2 **WT:** 185 **BATS:** R **THROWS:** R **BORN:** 8/12/98 Santo Domingo, DOM

**OBTAINED:** Signed as a non-drafted free agent, July 2, 2016.

**CAREER NOTES:** **2019:** Enters the season rated as the No. 12 prospect in Washington's system by *Baseball America*.

YEAR	CLUB	W	L	ERA	G	GS	CG	SHO	SV	IP	H	R	ER	HR	HB	BB	SO	SO/9	WP	BK	BAA	
2016	DID NOT PITCH / Signed Late																					
2017	DSL Nationals	2	1	3.54	13	0	0	0	1	28.0	24	13	11	1	6	9	31	9.9	7	0	.240	
2018	GCL Nationals	2	0	2.29	13	0	0	0	2	19.2	20	16	5	0	6	13	29	13.3	1	1	.250	
	Auburn	1	1	7.36	7	0	0	0	0	11.0	13	10	9	2	3	9	11	9.0	4	0	.310	
<b>MINORS TOTALS</b>		5	2	3.84	33	0	0	0	3	58.2	57	39	25	3	15	31	71	10.9	12	1	.257	

**AGUSTIN, TELMITO — OF****DD AGE:** 22 **HT:** 5-10 **WT:** 160 **BATS:** L **THROWS:** L **BORN:** 10/9/96 Charlotte Amalie, U.S. Virgin Islands**OBTAINED:** Signed as a non-drafted free agent, Oct. 10, 2013.**CAREER NOTES:** 2019: Enters the season rated as the No. 14 prospect in Washington's system by *Baseball America* and the No. 12 prospect by MLB Pipeline.com. 2018: Hit .273 with 12 doubles, three triples, six homers, 35 RBI, 25 walks and 38 runs scored in 81 games between Single-A Potomac and short-season Single-A Auburn...Entered the season rated as the No. 25 prospect by *Baseball America* and the No. 28 prospect in Washington's system by MLB.com. 2017: Appeared in a career-high 113 games, setting career marks in nearly every offensive category along the way...Entered the season rated as the No. 28 prospect in Washington's system, per *Baseball America* and the No. 26 prospect per MLB.com. 2016: Tied for fourth on the club with a career-high five home runs. 2015: Was named an MiLB.com Organization All-Star...Made his domestic debut...Hit .344 with nine doubles, four triples, one home run, 22 RBI, 10 stolen bases and 18 runs scored in 45 games between GCL and Auburn.

YEAR	CLUB	AVG	G	AB	R	H	TB	2B	3B	HR	RBI	SH	SF	HP	BB	SO	SB	CS	OBP	SLG	OPS	E
2013																						
DID NOT PLAY / Signed Late																						
2014	DSL Nationals	.300	60	220	56	66	109	14	10	3	41	4	5	6	40	47	25	7	.413	.495	.908	8
2015	GCL Nationals	.331	38	130	13	43	58	8	2	1	18	1	1	0	9	17	9	2	.371	.446	.817	3
	Auburn	.400	7	30	5	12	17	1	2	0	4	1	0	0	1	5	1	1	.419	.567	.986	1
2016	Hagerstown	.265	72	238	35	63	92	12	1	5	30	3	2	0	16	71	14	9	.309	.387	.695	5
	GCL Nationals	.000	1	4	0	0	0	0	0	0	0	0	0	0	2	0	0	0	.000	.000	.000	0
2017	Potomac	.206	33	102	12	21	28	4	0	1	14	5	1	6	27	3	2	.275	.257	.532	2	
	Hagerstown	.277	80	296	45	82	135	18	4	9	37	3	2	1	13	74	9	4	.456	.308	.764	6
2018	Potomac	.302	63	205	31	62	93	10	3	5	30	2	3	3	20	43	7	3	.368	.454	.822	4
	Auburn	.186	18	70	7	13	18	2	0	1	5	0	1	1	5	20	1	0	.247	.257	.504	2
MINORS TOTALS		.280	372	1295	204	362	550	69	22	25	179	19	14	12	110	306	69	28	.338	.425	.763	21

**ALASTRE, TOMAS — RHP****DD AGE:** 20 **HT:** 6-4 **WT:** 170 **BATS:** R **THROWS:** R **BORN:** 11/9/98 Valencia, VEN**OBTAINED:** Signed as a non-drafted free agent, July 2, 2014.**CAREER NOTES:** 2019: Enters the season rated as the No. 26 prospect in Washington's system by *Baseball America* and the No. 25 prospect by MLB Pipeline.com. 2018: Led the Hagerstown Suns and ranked tied for sixth in the South Atlantic League with a career-high 23 starts. 2017: His 3.04 ERA between the GCL Nationals and short-season Single-A Auburn was the best in Washington's system among qualified pitchers.

YEAR	CLUB	W	L	ERA	G	GS	CG	SHO	SV	IP	H	R	ER	HR	HB	BB	SO	SO/9	WP	BK	BAA	
2014																						
DID NOT PITCH / Signed Late																						
2015	DSL Nationals	0	5	3.98	14	14	0	0	0	54.1	48	37	24	2	13	33	50	8.3	16	0	.236	
2016	GCL Nationals	0	3	5.21	7	4	0	0	0	19.0	21	15	11	1	4	14	12	5.7	8	0	.292	
2017	Auburn	0	1	5.63	2	2	0	0	0	8.0	11	6	5	0	0	6	6	6.8	1	0	.367	
	GCL Nationals	3	1	2.55	9	6	0	0	0	42.1	29	15	12	3	1	14	43	9.1	5	0	.192	
2018	Hagerstown	4	8	5.32	23	23	0	0	0	118.1	135	86	70	21	14	44	80	6.1	13	1	.290	
MINORS TOTALS		7	18	4.54	55	49	0	0	0	242.0	244	159	122	27	32	111	191	7.1	43	1	.265	

**ALVARADO, ELVIS — OF****DD AGE:** 18 **HT:** 6-4 **WT:** 175 **BATS:** R **THROWS:** R **BORN:** 2/23/99 San Ignacio de Sabaneta, DOM**OBTAINED:** Signed as a non-drafted free agent, July 10, 2015.

YEAR	CLUB	AVG	G	AB	R	H	TB	2B	3B	HR	RBI	SH	SF	HP	BB	SO	SB	CS	OBP	SLG	OPS	E
2015																						
DID NOT PLAY / Signed Late																						
2016																						
DID NOT PLAY																						
2017	DSL Nationals	.139	45	158	19	22	36	6	1	2	9	2	1	2	10	70	0	1	.199	.228	.427	5
2018																						
DID NOT PLAY																						
MINORS TOTALS		.139	45	158	19	22	36	6	1	2	9	2	1	2	10	70	0	1	.199	.228	.427	5

**AMOROSO, THONY — RHP****DD AGE:** 20 **HT:** 6-0 **WT:** 165 **BATS:** R **THROWS:** R **BORN:** 8/2/98 Caracas, VEN**OBTAINED:** Signed as a non-drafted free agent, July 2, 2016.**CAREER NOTES:** 2018: Ranked tied for sixth in the Dominican Summer League with seven saves.

YEAR	CLUB	W	L	ERA	G	GS	CG	SHO	SV	IP	H	R	ER	HR	HB	BB	SO	SO/9	WP	BK	BAA	
2016																						
DID NOT PITCH / Signed Late																						
2017	DSL Nationals	1	1	3.86	15	0	0	0	1	18.2	22	15	8	1	1	14	14	6.7	5	0	.293	
2018	DSL Nationals	2	0	3.07	16	0	0	0	7	29.1	18	11	10	0	4	21	38	11.7	6	0	.188	
MINORS TOTALS		1	1	3.38	31	0	0	0	8	48.0	40	26	18	1	5	35	52	9.8	11	0	.234	

**AMPARO, YEURI — OF****DD AGE:** 17 **HT:** 6-2 **WT:** 180 **BATS:** R **THROWS:** R **BORN:** 9/25/01 Hato Mayor, DOM**OBTAINED:** Signed as a non-drafted free agent, July 2, 2018.**CAREER NOTES:** SIGNED BY: Modesto Ulloa

YEAR	CLUB	AVG	G	AB	R	H	TB	2B	3B	HR	RBI	SH	SF	HP	BB	SO	SB	CS	OBP	SLG	OPS	E
2018																						
DID NOT PLAY / Signed Late																						

## SCOUTING, RESEARCH & PLAYER DEVELOPMENT

### ANTUNA, YASEL — INF

**DD AGE:** 19 **HT:** 6-0 **WT:** 170 **BATS:** S **THROWS:** R **BORN:** 10/26/99 Peravia, DOM

**OBTAINED:** Signed as a non-drafted free agent, July 2, 2016.

**CAREER NOTES:** 2019: Enters the season rated by *Baseball America* as Washington's No. 9 prospect and by MLB Pipeline.com as Washington's No. 7 prospect. 2018: Spent his first full professional season at Single-A Hagerstown...Played shortstop (67 G) and second base (9 G)...Entered the season as the No. 10 prospect in Washington's system, according to *Baseball America* and the No. 8 prospect by MLB.com. 2017: Ranked third among Nationals farmhands and just outside of the top 10 in the GCL in batting average (.301)...Split time between shortstop (20 starts) and third base (15 starts)...Was the fourth-youngest position player in the GCL...Entered the season rated as the No. 25 prospect in Washington's system, per *Baseball America* and the No. 19 prospect per MLB.com. 2016: Was ranked as the No. 14 prospect in the 2016 international signing class by *Baseball America* and MLB.com.

YEAR	CLUB	AVG	G	AB	R	H	TB	2B	3B	HR	RBI	SH	SF	HP	BB	SO	SB	CS	OBP	SLG	OPS	E
2016																						
DID NOT PLAY / Signed Late																						
2017	GCL Nationals	.301	48	173	25	52	69	8	3	1	17	0	2	1	23	29	5	5	.382	.399	.781	26
2018	Hagerstown	.220	87	323	44	71	107	14	2	6	27	0	4	3	32	79	8	7	.293	.331	.624	29
MINORS TOTALS		.248	135	496	69	123	176	22	5	7	44	0	6	4	55	108	13	12	.324	.355	.679	55

### AQUINO, LUIS — INF

**DD AGE:** 19 **HT:** 6-1 **WT:** 170 **BATS:** R **THROWS:** R **BORN:** 4/28/99 Bani, DOM

**OBTAINED:** Signed as a non-drafted free agent, July 2, 2015.

YEAR	CLUB	AVG	G	AB	R	H	TB	2B	3B	HR	RBI	SH	SF	HP	BB	SO	SB	CS	OBP	SLG	OPS	E
2015																						
DID NOT PLAY / Signed Late																						
2016	DSL Nationals	.210	57	205	28	43	57	4	5	0	14	1	0	2	12	71	6	3	.260	.278	.538	17
2017	DSL Nationals	.270	52	178	32	48	65	4	5	1	24	3	4	3	15	52	19	11	.330	.365	.695	12
2018	GCL Nationals	.171	29	76	6	13	13	0	0	0	4	0	0	0	8	27	7	0	.250	.171	.421	4
MINORS TOTALS		.227	138	459	66	104	135	8	10	1	42	4	4	5	35	150	32	14	.286	.294	.580	33

### ARIAS, ANDRY — OF

**DD AGE:** 18 **HT:** 6-3 **WT:** 180 **BATS:** L **THROWS:** L **BORN:** 6/19/00, San Cristobal, DOM

**OBTAINED:** Signed as a non-drafted free agent, July 2, 2017.

YEAR	CLUB	AVG	G	AB	R	H	TB	2B	3B	HR	RBI	SH	SF	HP	BB	SO	SB	CS	OBP	SLG	OPS	E
2017																						
DID NOT PLAY / Signed Late																						
2018	DSL Nationals	.270	61	226	33	61	93	9	7	3	40	0	4	6	28	48	3	3	.360	.412	.771	9
MINORS TOTALS		.270	61	226	33	61	93	9	7	3	40	0	4	6	28	48	3	3	.360	.412	.771	9

### ATENCIO, JOSE — RHP

**DD AGE:** 17 **HT:** 5-11 **WT:** 165 **BATS:** R **THROWS:** R **BORN:** 9/18/01 Maracaibo, VEN

**OBTAINED:** Signed as a non-drafted free agent, July 2, 2018.

**CAREER NOTES:** SIGNED BY: Ronald Morillo

YEAR	CLUB	W	L	ERA	G	GS	CG	SHO	SV	IP	H	R	ER	HR	HB	BB	SO	SO/9	WP	BK	BAA
2018																					
DID NOT PITCH / Signed Late																					

### BACUS, DAKOTA — RHP

**DD AGE:** 28 **HT:** 6-2 **WT:** 200 **BATS:** R **THROWS:** R **BORN:** 4/2/91 Moline, IL

**SCHOOL:** Indiana State University

**OBTAINED:** Acquired from Oakland in exchange for C Kurt Suzuki, Aug. 22, 2013.

**CAREER NOTES:** 2018: Spent the entire season at Double-A Harrisburg...Struck out 48 batters in 37.0 IP across 26 appearances. 2017: Recorded a 1.80 ERA (8 ER/40.0 IP) in 23 relief appearances between Single-A Potomac and Double-A Harrisburg...Converted five saves...Walked just seven batters while striking out 33...Began the season on the disabled list before being reinstated on June 15...Was promoted to Harrisburg on July 24...Following the season, appeared in eight games (0-1, 5.23 ERA) for the Mesa Solar Sox in the Arizona Fall League. 2016: Went 5-3 with a 4.48 ERA in 24 games (six starts) between Double-A Harrisburg, Single-A Potomac and the GCL Nationals...Struck out 68 batters in 66.1 innings pitched across the three stops. 2015: Went 8-3 with a 3.33 ERA across three levels of Washington's system...Began the season with Single-A Potomac before being promoted to Double-A Harrisburg on May 21...His 3.33 ERA ranked sixth among qualified pitchers in Washington's chain...Earned Carolina League Pitcher of the Week on May 18 (2-0, 0.82 ERA, 14 SO)...Following the season, played for the Salt River Rafter's of the Arizona Fall League. 2014: Made a career-high 20 starts for Single-A Potomac...Led the P-Nats with 128.2 IP. 2012: Named Arizona Rookie League post-season All-Star...Was originally selected by Oakland in the ninth round of the 2012 First-Year Player Draft. **SIGNED BY:** Rich Sparks (OAK)

YEAR	CLUB	W	L	ERA	G	GS	CG	SHO	SV	IP	H	R	ER	HR	HB	BB	SO	SO/9	WP	BK	BAA
2012	AZL Athletics	3	0	1.20	18	1	0	0	7	30.0	12	4	4	0	0	5	35	10.5	2	0	.121
2013	Beloit	9	5	3.56	26	16	0	0	0	121.1	124	55	48	6	5	38	90	6.7	10	0	.263
	Hagerstown	1	0	0.00	2	1	0	0	0	8.1	2	0	0	0	0	4	5	5.4	1	0	.069
2014	Potomac	7	6	4.41	27	20	0	0	1	128.2	143	70	63	9	3	40	89	6.2	7	0	.285
2015	Potomac	2	0	2.33	8	5	0	0	3	27.0	23	8	7	1	2	10	29	9.7	2	0	.219
	Harrisburg	6	3	3.51	22	11	1	1	0	89.2	87	38	35	7	1	29	53	5.3	6	0	.259
	Syracuse	0	0	5.40	2	0	0	0	0	5.0	4	3	3	1	1	3	2	3.6	1	0	.222
2016	Harrisburg	1	1	7.80	9	0	0	0	1	15.0	16	15	13	1	1	14	13	7.8	0	0	.276
	Potomac	3	2	3.77	13	6	0	0	0	45.1	39	22	19	1	0	18	49	9.7	2	0	.224
	GCL Nationals	1	0	1.50	2	0	0	0	0	6.0	4	1	1	0	0	6	9.0	0	0	0	.190
2017	Potomac	1	0	1.27	12	0	0	0	3	21.1	21	6	3	1	0	3	16	6.8	1	0	.259
	Harrisburg	1	2	2.41	11	0	0	0	2	18.2	18	5	5	2	0	4	17	8.2	0	0	.247
2018	Harrisburg	2	1	3.89	26	0	0	0	2	37.0	36	19	16	1	0	13	48	11.7	4	0	.261
MINORS TOTALS		37	20	3.53	178	60	1	1	19	553.1	529	246	217	30	13	181	452	7.4	36	0	.252





**BAEZ, JOAN — RHP****DD AGE:** 24 **HT:** 6-3 **WT:** 190 **BATS:** R **THROWS:** R **BORN:** 12/26/94 San Cristobal, DOM**OBTAINED:** Signed as a non-drafted free agent, April 25, 2014.

**CAREER NOTES:** 2018: Ranked eighth among qualified Nationals farmhands with a 3.79 ERA, while his 11 wins were tied for third...Led Potomac and ranked fifth in the Carolina League with 25 starts...Also led the club with 101 strikeouts...Entered the season rated as the No. 27 prospect by *Baseball America* and the No. 29 prospect in Washington's system by MLB.com...Following the season, went 2-0 with a 2.57 ERA in 12 games for Aguilas Cibaenas of the Dominican Winter League. 2017: Went 6-8 with a 3.42 ERA in 21 games (20 starts) between Single-A Potomac and the GCL Nationals...Entered the season rated as the No. 29 prospect in Washington's system, per *Baseball America* and the No. 20 prospect per MLB.com...BA also cited him as having the "Best Curveball" in Washington's system. 2016: Ranked among Nationals farmhands in ERA (8th, 3.94) and strikeouts (5th, 119)...Led the Hagerstown Suns and posted career highs in many categories, including games started (27), innings pitched (125.2), strikeouts (119)...Tied for the club lead with nine wins...From Aug. 2 to the end of the season, went 3-0 with a 2.19 ERA (9 ER/37.0 IP) in seven starts...Entered the season rated as the No. 18 prospect in Washington's system, per *Baseball America* and MLB.com. 2014: Moved from the DSL Nationals to the GCL in early Aug...Was named DSL mid-season All-Star.

YEAR	CLUB	W	L	ERA	G	GS	CG	SHO	SV	IP	H	R	ER	HR	HB	BB	SO	SO/9	WP	BK	BAA
2014	DSL Nationals	4	1	1.15	11	11	0	0	0	54.2	33	16	7	1	4	17	49	8.1	5	0	.168
	GCL Nationals	1	3	3.78	4	3	0	0	0	16.2	18	13	7	2	1	3	12	6.5	3	0	.254
2015	Hagerstown	0	1	11.32	3	3	0	0	0	10.1	13	13	13	1	1	6	6	5.2	2	1	.295
	GCL Nationals	1	3	2.13	9	9	0	0	0	42.1	31	11	10	0	0	19	42	8.9	7	0	.211
	Auburn	2	2	7.13	5	5	0	0	0	17.2	21	14	14	0	2	14	17	8.7	1	1	.313
2016	Hagerstown	9	7	3.94	27	27	0	0	0	125.2	120	66	55	5	11	64	119	8.5	21	1	.258
2017	Potomac	4	8	3.87	17	17	1	0	0	79.0	64	45	34	3	8	66	65	7.4	16	1	.229
	GCL Nationals	2	0	1.47	4	3	0	0	0	18.1	9	4	3	0	2	5	23	11.3	2	0	.150
2018	Potomac	9	9	3.79	25	25	0	0	0	123.1	104	61	52	9	8	69	101	7.4	12	0	.231
<b>MINORS TOTALS</b>		32	34	3.60	105	103	1	0	0	488.0	413	243	195	21	37	263	434	8.0	69	4	.232

**BANKS, NICK — OF****DD AGE:** 24 **HT:** 6-1 **WT:** 215 **BATS:** L **THROWS:** L **BORN:** 11/18/94 Tomball, TX **SCHOOL:** Texas A&M University**OBTAINED:** Selected in the fourth round of the 2016 First-Year Player Draft.

**CAREER NOTES:** 2018: Began the season with Single-A Hagerstown before being promoted to Single-A Potomac on June 21...Was named a South Atlantic League mid-season All-Star. 2017: Ranked among Hagerstown hitters in hits (3rd, 111), doubles (3rd, 24) and RBI (3rd, 58)...Entered the season rated as the No. 8 prospect in Washington's system per MLB.com. 2016: Reported to short-season Single-A Auburn following the 2016 Draft...Earned New York-Penn League All-Star honors...Led Auburn in RBI (19), ranked second on the club in hits (64) and tied for fourth in doubles (8). **COLLEGE:** Hit .289 (66-for-288) with 13 doubles, three triples, nine home runs, 49 RBI, 22 walks, seven stolen bases and 47 runs scored during his junior season at Texas A&M...Was named MVP of the 2016 SEC Tournament and helped the Aggies as they advanced to the Super Regionals of the NCAA Tournament...As a sophomore in 2015, earned American Baseball Coaches Association third-team All-America honors and was named second-team All-SEC...He ranked fourth in the SEC in batting average (.364), fifth in on-base percentage (.450) and sixth in hits (87). **SIGNED BY:** Tyler Wilt

YEAR	CLUB	AVG	G	AB	R	H	TB	2B	3B	HR	RBI	SH	SF	HP	BB	SO	SB	CS	OBP	SLG	OPS	E
2016	Auburn	.277	60	231	18	64	74	8	1	0	19	4	2	1	11	37	7	2	.310	.320	.631	3
2017	Hagerstown	.252	122	440	52	111	164	24	4	7	58	5	4	3	31	90	14	7	.303	.373	.676	1
2018	Hagerstown	.260	56	200	25	52	79	9	0	6	27	0	1	1	13	45	10	4	.307	.395	.702	1
	Potomac	.263	64	232	27	61	88	11	2	4	30	1	3	3	14	52	1	0	.310	.379	.689	0
<b>MINORS TOTALS</b>		.261	302	1103	122	288	405	52	7	17	134	10	10	8	69	224	32	13	.307	.367	.674	5

**BARNETT, JAKE — LHP****DD AGE:** 24 **HT:** 6-2 **WT:** 190 **BATS:** L **THROWS:** L **BORN:** 7/30/94 Escondido, CA **SCHOOL:** Lewis and Clark (ID) State College**OBTAINED:** Selected in the 20th round of the 2016 First-Year Player Draft.

**CAREER NOTES:** 2017: Began the season with short-season Single-A Auburn before being promoted to Single-A Hagerstown in early Aug...Posted a 2.62 ERA (10 ER/34.1 IP) in 19 games between the two stops. **COLLEGE:** Went 6-1 with a 3.40 ERA in 47.2 innings his junior year at Lewis and Clark State, striking out 51 batters while only walking 16...He transferred from Palomar (CA) College, where in two seasons, Barnett posted a 17-5 record with a 2.59 ERA in 180.2 innings...Started 28 of 29 games at Palomar, where he recorded 155 strikeouts and just 40 walks. **SIGNED BY:** Scott Ramsay

YEAR	CLUB	W	L	ERA	G	GS	CG	SHO	SV	IP	H	R	ER	HR	HB	BB	SO	SO/9	WP	BK	BAA
2016	GCL Nationals	0	0	1.80	2	0	0	0	0	5.0	4	3	1	1	1	0	2	3.6	1	0	.211
2017	Auburn	3	2	1.50	10	0	0	0	2	18.0	16	3	3	0	0	1	13	6.5	3	0	.250
	Hagerstown	1	1	3.86	9	0	0	0	0	16.1	18	9	7	0	2	3	14	7.7	1	0	.273
										DID NOT PITCH / Injured											
<b>MINORS TOTALS</b>		4	3	2.52	21	0	0	0	2	39.1	38	15	11	1	3	4	29	6.6	5	0	.255

**BARTOW, FRANKIE — RHP****DD AGE:** 22 **HT:** 6-3 **WT:** 180 **BATS:** R **THROWS:** R **BORN:** 2/26/97 Miami, FL **SCHOOL:** University of Miami (FL)**OBTAINED:** Selected in the 11th round of the 2018 First-Year Player Draft.

**CAREER NOTES:** 2018: Reported to short-season Single-A Auburn before being promoted to Single-A Hagerstown on June 27. **COLLEGE:** Went 5-0 with a 3.12 ERA (14 ER/40.0 IP) with 32 strikeouts compared to 14 walks in his junior season at Miami. **SIGNED BY:** Alex Morales

YEAR	CLUB	W	L	ERA	G	GS	CG	SHO	SV	IP	H	R	ER	HR	HB	BB	SO	SO/9	WP	BK	AVG
2017	Auburn	1	0	0.00	2	0	0	0	0	4.0	0	0	0	0	0	3	6.8	0	0	0	.000
	Hagerstown	3	2	5.32	15	0	0	0	3	23.2	29	15	14	4	1	2	15	5.7	0	0	.309
<b>MINORS TOTALS</b>		4	2	4.55	17	0	0	0	3	27.2	29	15	14	4	1	2	18	5.9	0	0	.274

**BASANTA, DELKIS — OF****DD AGE:** 17 **HT:** 6-3 **WT:** 165 **BATS:** R **THROWS:** R **BORN:** 2/4/02 El Tigre, VEN**OBTAINED:** Signed as a non-drafted free agent, July 2, 2018.**CAREER NOTES:** **SIGNED BY:** Salvador Donadelli

YEAR	CLUB	AVG	G	AB	R	H	TB	2B	3B	HR	RBI	SH	SF	HP	BB	SO	SB	CS	OBP	SLG	OPS	E
2018	DID NOT PLAY / Signed Late																					

## SCOUTING, RESEARCH & PLAYER DEVELOPMENT

### BAUTISTA, RAFAEL — OF

**DD AGE:** 26 **HT:** 6-2 **WT:** 194 **BATS:** R **THROWS:** R **BORN:** 3/8/93 Santo Domingo, DOM

**OBTAINED:** Signed as a non-drafted free agent, Jan. 3, 2012.

**CAREER NOTES:** 2018: Suffered a season-ending knee injury on May 17. 2017: Began the season with Triple-A Syracuse before being summoned to the Major Leagues on April 29...Recorded first MLB hit, May 6 at PHI...Enjoyed three stints with the Nationals in 2017...Appeared in right field (11 G/4 GS), center field (1 G) and left field (1 G)...Hit 259 with 11 doubles, two triples, 14 RBI, 14 walks, and 30 runs scored in 56 MLB games...Appeared in 18 games for Gigantes del Cibao of the Dominican Winter League (.174, 3B, 3 RBI, 6 SB). 2016: Spent the entire season at Double-A Harrisburg...Set career-highs in nearly every offensive category...Recipient of the third-annual "Bob Boone Award"...Led the Eastern League in hits (153) while his 56 stolen bases tied for the most in Minor League Baseball...Ranked eighth among Nationals farmhands with a .282 batting average...Named Eastern League Player of the Week on Sept. 4. 2015: Hit .275 with 10 doubles, two triples, one homer, 14 RBI, 26 stolen bases and 32 runs scored in 66 games...Ranked tied for eighth in the Carolina League with 23 stolen bases...His 26 SB ranked fourth among Nationals farmhands. 2014: In his first full professional season, his 69 stolen bases ranked third in all of Minor League Baseball...Led the South Atlantic League in runs scored (97). 2013: Spent the entire season with the GCL Nationals...Led all qualified Nationals Minor Leaguers and was sixth among Gulf Coast League hitters with a .322 batting average...Also ranked among GCL hitters in runs scored (1st, 44), stolen bases (11st, 26), hits (2nd, 65), and on-base percentage (7th, .400). 2012: In his first professional season, led the Dominican Summer League with 47 stolen bases. **SIGNED BY:** Pablo Arias

YEAR	CLUB	AVG	G	AB	R	H	TB	2B	3B	HR	RBI	SH	SF	HP	BB	SO	SB	CS	OBP	SLG	OPS	E
2012	DSL Nationals	.329	67	210	38	69	83	8	3	0	25	6	3	8	27	39	47	7	.419	.395	.815	7
2013	GCL Nationals	.322	52	202	44	65	79	7	2	1	27	5	1	9	18	34	26	7	.400	.391	.791	1
2014	Hagerstown	.290	134	487	97	141	186	20	5	5	54	10	5	8	33	72	69	15	.341	.382	.723	9
2015	Potomac	.272	52	206	23	56	67	7	2	0	8	3	2	4	11	22	23	4	.318	.325	.643	4
	GCL Nationals	.313	6	16	3	5	8	0	0	1	2	0	0	0	0	1	0	0	.313	.500	.813	0
	Auburn	.273	8	33	6	9	12	3	0	0	4	0	0	0	1	7	3	0	.294	.364	.658	1
2016	Harrisburg	.282	136	543	77	153	185	12	4	4	38	8	3	8	45	94	56	10	.344	.341	.685	9
2017	Syracuse	.250	43	176	23	44	55	9	1	0	11	2	0	1	9	26	7	4	.290	.313	.603	4
	Washington	.160	17	25	2	4	4	0	0	0	0	0	0	0	2	5	0	0	.222	.160	.382	0
	GCL Nationals	.295	13	44	7	13	17	2	1	0	3	0	0	3	5	2	1	0	.404	.386	.790	0
2018	Washington	.000	9	6	1	0	0	0	0	0	0	0	0	0	1	0	0	0	.000	.000	.000	0
	Harrisburg	.111	6	27	0	3	3	0	0	0	3	0	0	0	3	5	1	1	.200	.111	.311	1
	Syracuse	.366	20	82	11	30	38	3	1	1	4	5	0	0	4	23	5	1	.395	.463	.858	0
<b>MINORS TOTALS</b>		.290	537	2026	329	588	733	71	19	12	180	39	14	41	156	328	239	50	.351	.362	.713	35
<b>MLB TOTALS</b>		.129	26	31	3	4	4	0	0	0	0	0	0	0	2	6	0	0	.182	.129	.311	0

### BLANCO, MIRTON — RHP

**DD AGE:** 16 **HT:** 6-5 **WT:** 181 **BATS:** R **THROWS:** R **BORN:** 7/10/02 Caracas, VEN

**OBTAINED:** Signed as a non-drafted free agent, July 11, 2018.

YEAR	CLUB	W	L	ERA	G	GS	CG	SHO	SV	IP	H	R	ER	HR	HB	BB	SO	SO/9	WP	BK	BAA
2018																					

DID NOT PITCH / Signed Late

### BLASH, JAMORI — 1B

**DD AGE:** 23 **HT:** 6-4 **WT:** 225 **BATS:** R **THROWS:** R **BORN:** 11/9/95 St. Thomas, US Virgin Islands **SCHOOL:** Cochise (AZ) Community College

**OBTAINED:** Selected in the 23rd round of the 2017 First-Year Player Draft.

**CAREER NOTES:** 2018: Led the Doubledays with 34 RBI and tied for the team lead with five home runs. 2017: Reported to the GCL Nationals following the 2017 Draft...COLLEGE: In his sophomore season at Cochise College, Blash batted .324 with 11 home runs, 41 RBI, and 40 runs scored...His brother, Jabari Blash, is a former MLB outfielder and currently plays for the Tohoku Rakuten Golden Eagles of Nippon Professional Baseball. **SIGNED BY:** Mitch Sokol

YEAR	CLUB	AVG	G	AB	R	H	TB	2B	3B	HR	RBI	SH	SF	HP	BB	SO	SB	CS	OBP	SLG	OPS	E
2017	GCL Nationals	.253	28	95	18	24	32	3	1	1	8	0	1	2	11	26	2	3	.339	.337	.676	3
2018	Auburn	.218	62	229	29	50	82	15	1	5	34	0	2	3	15	76	0	1	.273	.358	.631	9
<b>MINORS TOTALS</b>		.228	90	324	47	74	114	18	2	6	42	0	3	5	26	102	2	4	.293	.352	.645	12

### BOGUCKI, A.J. — RHP

**DD AGE:** 23 **HT:** 6-3 **WT:** 200 **BATS:** R **THROWS:** R **BORN:** 5/2/95 Norristown, PA **SCHOOL:** University of North Carolina

**OBTAINED:** Selected in the eighth round of the 2016 First-Year Player Draft.

**CAREER NOTES:** 2018: Went 4-4 with three saves and a 3.80 ERA in a career-high 33 games between Single-A Hagerstown and Single-A Potomac...Pitched to a 1.42 ERA (5 ER/31.2 IP) in 16 games with Potomac. 2017: Began the season as a starter before being converted to the relief role...Went 4-1 with one save and a 2.06 ERA (8 ER/35.0 IP) in 15 relief appearances...Struck out 36 batters, issued eight walks and did not surrender a home run...Offered scoreless relief in 12 of the 15 appearances. 2016: Reported to the GCL Nationals following the 2016 Draft...Was promoted to short-season Single-A Auburn in early July. COLLEGE: Went 5-5 with a 2.86 ERA (16 ER/50.1 IP) in 28 relief appearances for the Tar Heels in 2016...He struck out 53, walked 25 and surrendered 39 hits. **SIGNED BY:** Paul Faulk

YEAR	CLUB	W	L	ERA	G	GS	CG	SHO	SV	IP	H	R	ER	HR	HB	BB	SO	SO/9	WP	BK	BAA
2016	GCL Nationals	0	0	9.00	2	1	0	0	0	4.0	6	7	4	0	2	6	13.5	0	1	.400	
	Auburn	0	6	8.20	10	6	0	0	1	26.1	38	27	24	1	4	14	17	5.8	3	.336	
2017	Hagerstown	4	2	3.56	20	5	0	0	1	55.2	55	25	22	3	8	17	50	8.1	5	.267	
2018	Hagerstown	1	2	5.72	17	1	0	0	3	39.1	43	28	25	7	3	13	46	10.5	1	.269	
	Potomac	3	2	1.42	16	1	0	0	0	31.2	27	7	5	1	0	12	33	9.4	4	.229	
<b>MINORS TOTALS</b>		8	12	4.59	65	14	0	0	5	157.0	169	94	80	12	17	58	152	8.7	14	1	.296

**BORNE, GRANT — LHP****OD AGE:** 24 **HT:** 6-5 **WT:** 205 **BATS:** L **THROWS:** L **BORN:** 4/6/94 Baton Rouge, LA **SCHOOL:** Nicholls State (LA) University**OBTAINED:** Selected in the seventh round of the 2015 First-Year Player Draft.**CAREER NOTES:** **2017:** Began the season as a reliever before being converted to the starting role after four outings...Went 3-4 with a 3.16 ERA (20 ER/57.0 IP) in 10 starts... Allowed just two home runs. **2016:** Advanced to Single-A Hagerstown in his first full professional season...Was 4-1 with three saves and a 2.47 ERA (14 ER/51.0 IP) in 19 relief appearances. **2015:** Reported to short-season Single-A Auburn following the 2015 Draft. **COLLEGE:** Led the Southland Conference with a 1.39 ERA and ranked fourth in the league in strikeouts (93)...He went 6-5 in 15 starts...Named Second-Team All-Conference following his sophomore and junior seasons. **SIGNED BY:** Ed Gustafson

YEAR	CLUB	W	L	ERA	G	GS	CG	SHO	SV	IP	H	R	ER	HR	HB	BB	SO	SO/9	WP	BK	BAA
2015	Auburn	1	4	3.59	15	5	0	0	1	47.2	53	31	19	0	6	7	32	6.0	1	1	.276
2016	Hagerstown	5	2	3.34	21	2	0	3	3	59.1	60	29	22	2	6	11	46	7.0	6	0	.261
2017	Potomac	4	4	2.50	14	10	0	0	2	72.0	60	23	20	2	3	19	60	7.5	5	1	.222
2018										DID NOT PITCH / Injured											
<b>MINORS TOTALS</b>		10	10	3.07	50	17	0	0	6	179.0	173	83	61	4	15	37	138	6.9	12	2	.250

**BRASHER, JARED — RHP****OD AGE:** 23 **HT:** 6-2 **WT:** 200 **BATS:** R **THROWS:** R **BORN:** 1/3/95 Pell City, AL **SCHOOL:** Samford (AL) University**OBTAINED:** Selected in the eighth round of the 2017 First-Year Player Draft.**CAREER NOTES:** **2018:** Led the Suns with 32 appearances. **2017:** Earned the save in his only appearance with the GCL Nationals...Was promoted to short-season Single-A Auburn on July 3 where he finished the season making 17 appearances out of the bullpen and earning two saves...Nine of his 18 appearances between the GCL and Auburn were scoreless outings. **COLLEGE:** Went 3-0 with a 3.74 ERA, compiling 46 strikeouts in 33.2 innings across 22 appearances during his 2017 season. **SIGNED BY:** Eric Robinson

YEAR	CLUB	W	L	ERA	G	GS	CG	SHO	SV	IP	H	R	ER	HR	HB	BB	SO	SO/9	WP	BK	BAA
2017	GCL Nationals	0	0	0.00	1	0	0	0	1	1.0	0	0	0	0	0	1	0	0.0	0	0	.000
	Auburn	1	2	4.50	17	0	0	0	2	26.0	21	17	13	3	4	18	28	9.7	6	0	.221
2018	Hagerstown	0	5	5.48	32	0	0	0	1	42.2	42	26	26	4	9	24	42	8.9	4	0	.261
<b>MINORS TOTALS</b>		1	7	5.04	50	0	0	0	4	69.2	63	43	39	7	13	43	70	9.0	10	0	.244

**BRAYMER, BEN — LHP****OD AGE:** 24 **HT:** 6-2 **WT:** 220 **BATS:** L **THROWS:** L **BORN:** 4/28/94 Baton Rouge, LA **SCHOOL:** Auburn (AL) University**OBTAINED:** Selected in the 18th round of the 2016 First-Year Player Draft.**CAREER NOTES:** **2019:** Enters the season rated as the No. 20 prospect in Washington's system by *Baseball America*. **2018:** Was named Washington's co-Minor League Pitcher of the Year...Led Nationals Minor Leagues with a 2.28 ERA while going 9-3 with two saves in 28 games (11 starts) between Single-A Hagerstown and Single-A Potomac...He struck out 118 batters — third-most in Washington's system...His nine wins were tied for third...He opened the season by pitching to a 1.75 ERA (5 ER/25.2 IP) in seven relief appearances for Hagerstown...He earned South Atlantic League Pitcher of the Week honors on April 15...Was promoted to Potomac on May 10, where he made 11 starts in addition to 10 appearances out of the bullpen...In those 11 starts, he went 5-2 with a 2.43 ERA (17 ER/63.0 IP) and 65 strikeouts...In his final five starts, he pitched to a 0.96 ERA (3 ER/28.0 IP) with 33 strikeouts and a .146 opponents' batting average...Was named an Organization All-Star by MLB Pipeline.com...Appeared in nine games for the Salt River Ratters of the Arizona Fall League (1-0, 5.40 ERA). **2017:** Began the season with short-season Single-A Auburn before joining Single-A Hagerstown early Aug...Went 5-2 with a 3.99 ERA in 13 starts between the two stops...Was named New York-Penn League Pitcher of the Week on July 2. **2016:** Reported to the GCL Nationals following the 2016 Draft...Struck out 24 batters in 19.2 IP. **COLLEGE:** In 2016 - his first season at Auburn - Braymer went 4-4 with a 3.56 ERA...In 26 appearances for the Tigers, had 47 strikeouts in 48.0 innings of work...He transferred to Auburn from Louisiana State—Eunice, where he posted a 9-1 record...During his sophomore year, Braymer set an LSU-Eunice single-season record with 138 strikeouts. **SIGNED BY:** Eric Robinson

YEAR	CLUB	W	L	ERA	G	GS	CG	SHO	SV	IP	H	R	ER	HR	HB	BB	SO	SO/9	WP	BK	BAA
2016	GCL Nationals	0	2	4.12	8	2	0	0	0	19.2	13	9	9	0	1	13	24	11.0	2	0	.194
2017	Auburn	2	0	2.28	6	6	0	0	0	27.2	24	10	7	1	3	13	39	12.7	2	0	.226
	Hagerstown	3	2	5.26	7	7	0	0	0	37.2	46	25	22	3	3	8	37	8.8	2	0	.295
2018	Hagerstown	3	0	1.75	7	0	0	0	0	25.2	18	5	5	2	3	5	25	8.8	0	0	.205
	Potomac	6	3	2.43	21	11	0	0	2	89.0	73	27	24	4	8	29	93	9.4	2	0	.223
<b>MINORS TOTALS</b>		14	7	3.02	49	26	0	0	0	199.2	174	76	67	10	18	68	218	9.8	8	0	.234

**BRINLEY, RYAN — RHP****OD AGE:** 25 **HT:** 6-1 **WT:** 200 **BATS:** L **THROWS:** R **BORN:** 4/9/93 Georgetown, TX **SCHOOL:** Sam Houston (TX) State University**OBTAINED:** Selected in the 27th round of the 2015 First-Year Player Draft.**CAREER NOTES:** **2018:** Entered the season cited by *Baseball America* as having the "Best Changeup" in Washington's system. **2017:** Named an Eastern League mid-season All-Star...Ranked fifth among Nationals farmhands with seven saves...Struck out a career-high 40 batters. **2016:** Ranked second in Washington's system with 16 saves...Despite pitching in just 32 games with Potomac, his 16 saves ranked third in the Carolina League...Began the season with Single-A Potomac before being promoted to Double-A Harrisburg in late June...Returned to Potomac in early Aug...Was cited by *Baseball America* as having the "Best Changeup" in the Carolina League...Following the season, went 1-1 with a 2.53 ERA in nine games for the Glendale Desert Dogs of the Arizona Fall League. **2015:** Reported to the Gulf Coast League following the 2015 Draft...Saw action in 21 games across three levels of Washington's system. **COLLEGE:** Served as the closer in 2015...Went 3-2 with eight saves and a 2.74 ERA in 21 games/four starts...Posted 36 strikeouts against just 10 walks...In 24.1 innings pitched and 17 relief appearances, did not allow a run and fanned 27 batters with just five walks...The pitcher/catcher transferred to Sam Houston State from Temple (TX) Junior College. **SIGNED BY:** Tyler Wilt

YEAR	CLUB	W	L	ERA	G	GS	CG	SHO	SV	IP	H	R	ER	HR	HB	BB	SO	SO/9	WP	BK	BAA
2015	GCL Nationals	0	0	0.00	2	0	0	0	0	2.0	2	0	0	0	0	0	0	0.0	0	0	.286
	Auburn	0	2	0.87	8	0	0	0	0	10.1	7	2	1	1	0	0	10	8.7	1	0	.184
	Hagerstown	1	2	1.89	11	0	0	0	1	19.0	22	10	4	1	1	1	6	2.8	0	0	.278
2016	Potomac	4	1	1.37	32	0	0	0	16	39.1	28	7	6	1	0	7	34	7.8	0	0	.196
	Harrisburg	0	2	11.12	8	0	0	0	0	11.1	17	14	14	5	2	2	4	3.2	1	0	.362
2017	Harrisburg	4	4	4.60	37	0	0	0	7	45.0	48	26	23	2	1	13	40	8.0	1	0	.265
2018										DID NOT PITCH / Injured											
<b>MINORS TOTALS</b>		9	11	3.40	98	0	0	0	24	127.0	124	59	48	10	4	23	94	6.7	3	0	.251

## SCOUTING, RESEARCH & PLAYER DEVELOPMENT

### CACERES, BRYAN — RHP

**DD AGE:** 19 **HT:** 6-1 **WT:** 170 **BATS:** R **THROWS:** R **BORN:** 2/19/00 David, PAN

**OBTAINED:** Signed as a non-drafted free agent, July 3, 2017.

YEAR	CLUB	W	L	ERA	G	GS	CG	SHO	SV	IP	H	R	ER	HR	HB	BB	SO	SO/9	WP	BK	BAA
2017										DID NOT PITCH / Signed Late											
2018	DSL Nationals	3	5	6.32	18	3	0	0	1	37.0	44	31	26	1	3	15	25	6.1	11	0	.299
<b>MINORS TOTALS</b>		3	5	6.32	18	3	0	0	1	37.0	44	31	26	1	3	15	25	6.1	11	0	.299

### CANNING, CAGE — OF

**DD AGE:** 21 **HT:** 5-10 **WT:** 175 **BATS:** L **THROWS:** R **BORN:** 4/23/97 Ramona, CA

**SCHOOL:** Arizona State University

**OBTAINED:** Selected in the fifth round of the 2018 First-Year Player Draft.

**CAREER NOTES:** 2019: Enters the season rated as the No. 12 prospect in Washington's system by *Baseball America* and the No. 10 prospect by MLB Pipeline.com. 2018: Clubbed six home runs and 21 extra-base hits in just 45 games after signing with the Nationals following the 2018 Draft...Began his professional career with short-season Single-A Auburn before being promoted to Single-A Hagerstown. **COLLEGE:** Hit .369 with 17 doubles, 11 triples, nine homers, 45 RBI and 47 runs scored in 55 games during his junior season at Arizona State...Was named First-Team All-Pac by *Collegiate Baseball* and a Third-Team All-American by *Baseball America*...Led the nation with 11 triples...Reached base safely in 54 of 55 games, hitting safely in 47...Earned First-Team All-Pac 12 honors in 2018 and 2017 and Pac 12 All-Defensive Team in 2018. **SIGNED BY:** Mitch Sokol

YEAR	CLUB	AVG	G	AB	R	H	TB	2B	3B	HR	RBI	SH	SF	HP	BB	SO	SB	CS	OBP	SLG	OPS	E
2018	Auburn	.315	14	54	13	17	32	3	3	2	7	0	0	0	5	18	0	2	.373	.593	.965	0
	Hagerstown	.223	31	112	15	25	46	9	0	4	16	0	0	0	11	36	2	0	.294	.411	.704	0
<b>MINORS TOTALS</b>		.253	45	166	28	42	78	12	3	6	23	0	0	0	16	54	2	2	.319	.470	.789	0

### CARRILLO, ADALBERTO — C

**DD AGE:** 23 **HT:** 6-0 **WT:** 195 **BATS:** R **THROWS:** R **BORN:** 6/1/95 Santa Ana, CA

**SCHOOL:** University of Southern California

**OBTAINED:** Selected in the 33rd round of the 2017 First-Year Player Draft.

**CAREER NOTES:** **COLLEGE:** Earned All-Pac-12 Honorable Mention honors in 2017 after batting .281 (50-for-178) with a team-high 36 RBI...Was tied for the team lead with seven home runs and led the team with nine stolen bases. **SIGNED BY:** Steve Leavitt

YEAR	CLUB	AVG	G	AB	R	H	TB	2B	3B	HR	RBI	SH	SF	HP	BB	SO	SB	CS	OBP	SLG	OPS	E
2017	GCL Nationals	.091	11	22	0	2	2	0	0	0	0	0	0	1	3	9	0	0	.231	.091	.322	0
2018	Auburn	.260	28	96	13	25	29	2	1	0	9	1	0	5	7	24	0	0	.343	.302	.645	1
<b>MINORS TOTALS</b>		.229	39	118	13	27	31	2	1	0	9	1	0	6	10	33	0	0	.321	.263	.645	0

### CARTY, YIMI — RHP

**DD AGE:** 18 **HT:** 6-3 **WT:** 200 **BATS:** R **THROWS:** R **BORN:** 3/1/01 San Pedro de Macoris, DOM

**OBTAINED:** Signed as a non-drafted free agent, July 2, 2017.

YEAR	CLUB	W	L	ERA	G	GS	CG	SHO	SV	IP	H	R	ER	HR	HB	BB	SO	SO/9	WP	BK	BAA
2017										DID NOT PITCH / Signed Late											
2018	DSL Nationals	0	0	7.82	12	0	0	0	0	12.2	9	11	11	0	3	14	9	6.4	3	0	.214
<b>MINORS TOTALS</b>		0	0	7.82	12	0	0	0	0	12.2	9	11	11	0	3	14	9	6.4	3	0	.214

### CASTILLO, JSAN — INF

**DD AGE:** 17 **HT:** 6-1 **WT:** 160 **BATS:** R **THROWS:** R **BORN:** 12/3/01, Sabana Grande de Boya, DOM

**OBTAINED:** Signed as a non-drafted free agent, July 2, 2018.

**CAREER NOTES:** **SIGNED BY:** Modesto Ulloa

YEAR	CLUB	AVG	G	AB	R	H	TB	2B	3B	HR	RBI	SH	SF	HP	BB	SO	SB	CS	OBP	SLG	OPS	E
2018										DID NOT PLAY / Signed Late												

### CASTRO, ANDRES — RHP

**DD AGE:** 18 **HT:** 6-2 **WT:** 185 **BATS:** R **THROWS:** R **BORN:** 10/15/00 Santo Domingo, DOM

**OBTAINED:** Signed as a non-drafted free agent, Oct. 10, 2018.

YEAR	CLUB	W	L	ERA	G	GS	CG	SHO	SV	IP	H	R	ER	HR	HB	BB	SO	SO/9	WP	BK	BAA
2018										DID NOT PITCH / Signed Late											

### CATE, TIM — LHP

**DD AGE:** 21 **HT:** 6-0 **WT:** 185 **BATS:** L **THROWS:** L **BORN:** 9/30/97 Manchester, CT

**SCHOOL:** University of Connecticut

**OBTAINED:** Selected in the second round of the 2018 First-Year Player Draft.

**CAREER NOTES:** 2019: Enters the season rated by *Baseball America* as Washington's No. 6 prospect and by MLB Pipeline.com as Washington's No. 8 prospect...Is also cited by *Baseball America* as having the "best curveball" in Washington's system. 2018: Went 2-6 with a 5.02 ERA in 13 games (12 starts) between short-season Single-A Auburn and Single-A Hagerstown...Began the season with Auburn before being promoted to Hagerstown Aug. 15. **COLLEGE:** During his senior season at UCONN, he went 5-4 with a 2.91 ERA (17 ER/52.2 IP) and 67 strikeouts in 11 games (seven starts)...Was cited by many publications as having one of the best curveballs of any pitcher in the 2018 First-Year Player Draft...Left UCONN as the all-time leader in career strikeouts with 270. **SIGNED BY:** John Malzone

YEAR	CLUB	W	L	ERA	G	GS	CG	SHO	SV	IP	H	R	ER	HR	HB	BB	SO	SO/9	WP	BK	AVG
2018	Auburn	2	3	4.65	9	8	0	0	0	31.0	34	18	16	1	2	10	29	7.5	6	0	.272
	Hagerstown	0	3	5.57	4	4	0	0	0	21.0	23	15	13	4	1	6	19	8.1	1	0	.271
<b>MINORS TOTALS</b>		2	6	5.02	13	12	0	0	0	52.0	57	33	29	5	3	16	45	7.8	7	0	.271

**CAULFIELD, PHIL — INF****DD AGE:** 23 **HT:** 5-8 **WT:** 170 **BATS:** R **THROWS:** R **BORN:** 12/30/94 Burlingame, CA **SCHOOL:** Loyola Marymount (CA) University**OBTAINED:** Selected in the 32nd round of the 2017 First-Year Player Draft.**CAREER NOTES: 2018:** Began the season with short-season Single-A Auburn before being promoted to Single-A Hagerstown on July 20...10 of his 23 hits between the two stops went for extra bases. **2017:** Reported to the GCL Nationals following the Draft...Began his professional career with a five-game hitting streak. **COLLEGE:** Was a first team All-WCC selection in 2016 and 2017...Over his two seasons at Loyola Marymount University, he hit .341 (125-for-367) with 14 doubles, four triples, three home runs, 51 RBI, 65 runs and 17 stolen bases in 101 games. **SIGNED BY:** Steve Leavitt

YEAR	CLUB	AVG	G	AB	R	H	TB	2B	3B	HR	RBI	SH	SF	HP	BB	SO	SB	CS	OBP	SLG	OPS	E
2017	GCL Nationals	.250	18	56	6	14	15	1	0	0	6	0	1	1	7	12	2	0	.338	.268	.606	1
2018	Auburn	.263	14	38	4	10	18	4	2	0	6	0	0	2	4	7	0	0	.364	.474	.837	1
	Hagerstown	.188	24	69	7	13	18	3	1	0	4	7	1	1	6	14	1	0	.260	.261	.521	1
<b>MINORS TOTALS</b>		.227	56	163	17	37	51	8	3	0	16	7	2	4	17	33	3	0	.312	.313	.625	3

**CEDENO, JOSE — RHP****DD AGE:** 17 **HT:** 6-3 **WT:** 170 **BATS:** R **THROWS:** R **BORN:** 10/5/01 Chitrré, PAN**OBTAINED:** Signed as a non-drafted free agent, July 2, 2018.**CAREER NOTES: SIGNED BY:** Miguel Ruiz

YEAR	CLUB	W	L	ERA	G	GS	CG	SHO	SV	IP	H	R	ER	HR	HB	BB	SO	SO/9	WP	BK	BAA	
2018																						

DID NOT PITCH / Signed Late

**CHISOLM, BLAKE — INF****DD AGE:** 22 **HT:** 6-5 **WT:** 210 **BATS:** L **THROWS:** R **BORN:** 7/17/96 Friendswood, TX **SCHOOL:** Sam Houston (TX) State University**OBTAINED:** Selected in the 28th round of the 2018 First-Year Player Draft.**CAREER NOTES: 2018:** Clubbed two home runs and 16 extra-base hits, hitting .296 (37-for-125) in 40 games in his first professional season with the GCL Nationals. **COLLEGE:** Hit .321 (62-for-193) with 12 doubles, a triple, eight home runs and 33 RBI in his 2018 senior season...He finished second on the team with a .518 slugging percentage and a .947 OPS. **SIGNED BY:** Tyler Wilt

YEAR	CLUB	AVG	G	AB	R	H	TB	2B	3B	HR	RBI	SH	SF	HP	BB	SO	SB	CS	OBP	SLG	OPS	E
2018	GCL Nationals	.296	40	125	20	37	60	11	3	2	25	0	2	9	21	31	3	1	.427	.480	.907	2
<b>MINORS TOTALS</b>		.296	40	125	20	37	60	11	3	2	25	0	2	9	21	31	3	1	.427	.480	.907	2

**CHU, GILBERTO — LHP****DD AGE:** 21 **HT:** 5-11 **WT:** 160 **BATS:** L **THROWS:** L **BORN:** 11/19/97 Panama City, PAN**OBTAINED:** Signed as a non-drafted free agent, July 2, 2014.

YEAR	CLUB	W	L	ERA	G	GS	CG	SHO	SV	IP	H	R	ER	HR	HB	BB	SO	SO/9	WP	BK	BAA	
2014																						
2015	DSL Nationals	3	3	2.55	18	1	0	0	0	49.1	39	18	14	1	0	15	43	7.8	3	0	.217	
2016	DSL Nationals	1	4	3.18	11	11	0	0	0	51.0	40	23	18	2	3	9	50	8.8	4	0	.215	
2017	Auburn	2	1	3.86	7	0	0	0	0	18.2	18	10	8	1	1	6	12	5.8	1	0	.243	
	GCL Nationals	1	1	2.84	9	0	0	0	0	19.0	19	7	6	1	1	5	24	11.4	0	0	.241	
2018	Auburn	2	2	3.66	18	0	0	0	1	32.0	32	16	13	0	2	7	26	7.3	1	2	.254	
<b>MINORS TOTALS</b>		9	11	3.12	63	12	0	0	1	170.0	148	74	59	5	7	42	155	8.2	9	2	.229	

DID NOT PITCH / Signed Late



## SCOUTING, RESEARCH &amp; PLAYER DEVELOPMENT

**COLLIER, ZACH — OF**

**DD AGE:** 27 **HT:** 6-2 **WT:** 200 **BATS:** L **THROWS:** L **BORN:** 9/8/90 Long Beach, CA **SCHOOL:** Chino Hills (CA) High School

**OBTAINED:** Signed as a Minor League free agent, Nov. 20, 2018.

**CAREER NOTES:** **2018:** Recorded a career-high 40 RBI in 102 games with Double-A Harrisburg. **2017:** Hit .281 with 15 doubles, three triples, eight homers, 24 RBI, and 47 runs scored in 68 games between three levels of Washington's system. **2016:** In his first season in Washington's chain, hit .251 with 16 doubles, eight triples, four homers, 31 RBI, 30 walks an 43 runs scored in 110 games between Double-A Harrisburg and Triple-A Syracuse...Was promoted to Syracuse on 6/27. **2015:** Spent the season with Lancaster of the Independent Atlantic League. **2014:** Appeared in 86 games for Double-A Reading. **2013:** Was a non-roster invitee to Phillies Spring Training...Spent the entire season with Double-A Reading...Tied for third in the Eastern League in triples (9)...Set professional highs in games (123), AB (446), runs (57), triples, HR (8) and walks (47). **2012:** Spent the entire season with Single-A Clearwater...Made 68 starts in center field and three in left field. **2011:** Played for Single-A Lakewood...Finished third in the South Atlantic League in stolen bases (35) and tied for sixth in triples (6). **2010:** Spent the season on the disabled list with a right wrist injury. **2009:** Began the season with Lakewood before being transferred to Single-A Williamsport (A). **2008:** Reported to the GCL Phillies following the 2008 Draft...Was originally selected No. 34 overall in the 2008 First-Year Player Draft. **SIGNED BY:** Darrell Conner (PHI)

YEAR	CLUB	AVG	G	AB	R	H	TB	2B	3B	HR	RBI	SH	SF	HP	BB	SO	SB	CS	OBP	SLG	OPS	E
2008	GCL Phillies	.271	37	129	15	35	46	9	1	0	19	0	4	0	17	28	5	0	.347	.357	.704	1
2009	Lakewood	.218	82	298	40	65	95	16	7	0	32	2	2	1	23	80	13	7	.275	.319	.594	5
	Williamsport	.226	34	137	21	31	46	10	1	1	13	1	2	2	9	42	7	0	.280	.336	.616	1
2010	DID NOT PLAY / Injured																					
2011	Lakewood	.255	112	416	50	106	145	24	6	1	36	4	4	7	40	99	35	13	.328	.349	.677	8
2012	Clearwater	.269	78	283	39	76	113	13	3	6	32	1	5	4	26	60	11	3	.333	.399	.732	3
2013	Reading	.222	123	446	57	99	155	14	9	8	36	7	2	11	47	129	17	6	.310	.348	.658	1
2014	Reading	.240	86	267	39	64	109	10	4	9	29	2	1	9	22	82	5	7	.318	.408	.726	1
2015	Lancaster (IND.)	.277	63	249	44	69	113	13	5	7	34	2	1	11	20	63	13	3	.356	.454	.810	1
2016	Harrisburg	.285	64	214	35	61	91	9	6	3	16	1	1	2	15	51	5	3	.336	.425	.761	1
	Syracuse	.203	46	148	8	30	44	7	2	1	15	0	1	0	15	54	2	1	.274	.297	.572	1
2017	Harrisburg	.278	30	97	16	27	43	8	1	2	8	0	0	1	8	32	1	0	.340	.443	.783	0
	Auburn	.421	7	19	8	8	16	1	2	1	4	0	0	2	4	3	1	0	.560	.842	1.402	0
	Syracuse	.259	31	108	23	28	49	6	0	5	12	0	0	0	13	27	4	2	.339	.454	.793	0
2018	Harrisburg	.212	102	307	38	65	110	17	5	6	40	2	3	6	43	97	5	3	.318	.358	.676	2
<b>MINORS TOTALS</b>		.242	832	2869	389	695	1062	144	47	43	292	20	25	45	282	794	111	45	.317	.370	.687	24

**COLMENARES, JOSE — C**

**DD AGE:** 16 **HT:** 5-10 **WT:** 165 **BATS:** R **THROWS:** R **BORN:** 8/23/02 El Tocuyo, VEN

**OBTAINED:** Signed as a non-drafted free agent, Aug. 23, 2018.

YEAR	CLUB	AVG	G	AB	R	H	TB	2B	3B	HR	RBI	SH	SF	HP	BB	SO	SB	CS	OBP	SLG	OPS	E
2018	DID NOT PLAY / Signed Late																					

**CONDRA-BOGAN, JACOB — RHP**

**DD AGE:** 24 **HT:** 6-3 **WT:** 215 **BATS:** R **THROWS:** R **BORN:** 8/30/94 Kingsport, TN **SCHOOL:** Georgia Southern University

**OBTAINED:** Acquired from Kansas City in exchange for OF Brian Goodwin, July 22, 2018.

**CAREER NOTES:** **2018:** Struck out 53 batters against just six walks in 28 games...Ranked ninth among all Single-A pitchers (min. 40.0 IP) with 8.83 SO/BB ratio...Went 1-1 with five saves and a 3.00 ERA (9 ER/27.0 IP) in 17 games between Single-A Lexington and Single-A Wilmington before being acquired by Washington...Had 40 strikeouts against just three walks, a 0.89 WHIP and 13.3 strikeouts per 9.0 innings...Was signed by the Kansas City Royals as a Minor League free agent on Jan. 31, 2018 out of the independent Frontier League. **2017:** Went 1-0 with a 1.17 ERA (2 ER/15.1 IP) in 11 appearances for the Washington Wild Things of the independent Frontier League...Was originally drafted by the Toronto Blue Jays in the 32nd round of the 2017 First-Year Player Draft, but did not sign.

YEAR	CLUB	W	L	ERA	G	GS	CG	SHO	SV	IP	H	R	ER	HR	HB	BB	SO	SO/9	WP	BK	BAA
2018	Lexington	1	1	2.08	16	0	0	0	5	26.0	18	9	6	2	0	2	39	13.5	2	0	.189
	Wilmington	0	0	27.00	1	0	0	0	0	1.0	3	3	3	0	0	1	1	9.0	0	0	.600
	Potomac	1	2	2.40	11	0	0	0	2	15.0	8	5	4	0	2	3	13	7.8	1	0	.157
<b>MINORS TOTALS</b>		2	3	2.79	28	0	0	0	7	42.0	29	17	13	2	2	6	53	11.4	3	0	.192

**CONNELL, JUSTIN — OF**

**DD AGE:** 19 **HT:** 6-1 **WT:** 185 **BATS:** R **THROWS:** R **BORN:** 3/11/99 Pembroke Pines, FL **SCHOOL:** American Heritage (FL) High School

**OBTAINED:** Selected in the 11th round of the 2017 First-Year Player Draft.

**CAREER NOTES:** **2018:** Recorded more walks (21) than strikeouts (20) in 39 games between the GCL and short-season Single-A Auburn. **2017:** Reported to the GCL Nationals following the Draft...Batted .323 with four doubles, seven RBI, and 17 runs scored in 30 games...He stole five bases in seven attempts. **HIGH SCHOOL:** Played both shortstop and outfield while at American Heritage High School in Plantation, Florida...Playing in 26 games in his Senior year, he batted .218 (12-for-55) with three doubles, four RBI, and 16 runs scored...He was named to the Rawlings-Perfect Game All-Florida Region Honorable Mention. **SIGNED BY:** Jimmy Gonzalez

YEAR	CLUB	AVG	G	AB	R	H	TB	2B	3B	HR	RBI	SH	SF	HP	BB	SO	SB	CS	OBP	SLG	OPS	E
2017	GCL Nationals	.323	30	96	17	31	35	4	0	0	7	0	2	1	14	10	5	2	.407	.365	.772	1
2018	GCL Nationals	.244	25	78	17	19	23	1	0	1	7	2	1	1	11	12	7	2	.341	.295	.636	0
	Auburn	.263	14	38	4	10	11	1	0	0	3	0	1	1	10	8	1	2	.420	.289	.709	0
<b>MINORS TOTALS</b>		.283	69	212	38	60	69	6	0	1	17	2	4	3	35	30	13	6	.386	.325	.711	1



## SCOUTING, RESEARCH & PLAYER DEVELOPMENT

### CROWNOVER, MATT — LHP

**DD AGE:** 26 **HT:** 5-11 **WT:** 205 **BATS:** R **THROWS:** L **BORN:** 3/5/93 Ringgold, GA **SCHOOL:** Clemson (SC) University

**OBTAINED:** Selected in the sixth round of the 2015 First-Year Player Draft.

**CAREER NOTES:** 2018: Tossed the first no-hitter in Single-A Potomac history on Aug. 25 vs. Lynchburg (CLE)...Was named Carolina League Pitcher of the Week following that outing. 2017: Began the season with Single-A Potomac before being promoted to Double-A Harrisburg in early June...Posted a 3.59 ERA in 27 games (20 starts) between the two stops...His 3.59 ERA ranked second among qualified Nationals farmhands. 2016: Went 9-5 with a 3.36 ER in 27 games/20 starts between Single-A Hagerstown and Single-A Potomac...His 3.36 ERA ranked sixth among Nationals farmhands...Began the season with Hagerstown before being promoted to Potomac on June 1...Ranked second on Potomac with 76 strikeouts...Finished the season strong, posting a 1.88 ERA (5 ER/24.0 IP) with 26 strikeouts and four walks in his final four starts of the season. 2015: Reported to short-season Single-A Auburn following the 2015 Draft...Recorded his first professional win, Aug. 27 at State College (STL)...Led Doubledays starters with a 1.17 WHIP and ranked second on the club with 10 starts. **COLLEGE:** Named 2015 Atlantic Coast Conference (ACC) Pitcher of the Year and First-Team All-ACC...Was also named a Louisville Slugger First-Team All-American by *Collegiate Baseball*...Went 10-3 with a 1.82 ERA (22 ER/109.0 IP) and 108 strikeouts while allowing batters to hit just .183 against him in 16 starts in 2015...Led the ACC in wins (10), ranked second in ERA (1.82) and third in strikeouts (108)...As a sophomore in 2014, was a Third-Team All-ACC selection, going 8-6 with a 2.90 ERA in 17 games (16 starts)...Collected 90 strikeouts against just 20 walks...4.50 K/BB ratio was eighth in Clemson history...Was selected by San Francisco in the 21st round of the 2014 First-Year Player Draft, but returned for his junior year...As a freshman in 2013, was named a Freshman All-American by *Collegiate Baseball* and a Second-Team All-American by *Baseball America* and *Perfect Game*...Went 7-3 with a 2.19 ERA in 15 games (14 starts)...In high school, was the Georgia state Player of the Year as a sophomore and a junior. **SIGNED BY:** Paul Faulk

YEAR	CLUB	W	L	ERA	G	GS	CG	SHO	SV	IP	H	R	ER	HR	HB	BB	SO	SO/9	WP	BK	BAA
2015	Auburn	1	4	3.81	13	10	0	0	0	49.2	49	23	21	2	3	9	34	6.2	1	0	.257
2016	Hagerstown	5	1	1.17	10	3	0	0	1	38.1	28	5	5	1	2	11	34	8.0	0	0	.280
	Potomac	4	4	4.28	17	17	0	0	0	90.1	100	52	43	11	0	31	76	7.6	3	1	.204
2017	Potomac	3	1	1.94	10	6	0	0	0	46.1	38	10	10	2	0	11	42	8.2	2	0	.224
	Harrisburg	1	7	4.50	17	14	0	0	1	84.0	90	43	42	11	2	34	45	4.8	1	0	.280
2018	Potomac	5	9	4.42	24	21	1	0	0	118.0	124	65	58	11	3	33	89	6.1	5	0	.270
<b>MINORS TOTALS</b>		19	26	3.78	91	71	1	0	2	426.2	429	189	179	38	10	129	311	6.6	12	1	.262

### CUELLO, CARLOS — RHP

**DD AGE:** 20 **HT:** 6-5 **WT:** 190 **BATS:** R **THROWS:** R **BORN:** 2/26/99 Santo Domingo, DOM

**OBTAINED:** Signed as a non-drafted free agent, July 2, 2016.

YEAR	CLUB	W	L	ERA	G	GS	CG	SHO	SV	IP	H	R	ER	HR	HB	BB	SO	SO/9	WP	BK	BAA
2016	DID NOT PITCH / Signed Late																				
2017	DSL Nationals	0	3	5.68	13	0	0	0	1	19.0	21	14	12	1	4	13	5	2.4	2	0	.296
2018	GCL Nationals	0	2	3.91	13	0	0	0	0	23.0	19	13	10	1	7	7	15	5.9	1	0	.216
<b>MINORS TOTALS</b>		0	5	4.71	26	0	0	0	1	42.0	40	27	12	2	11	20	20	4.3	3	0	.252

### DAILY, COLE — INF

**DD AGE:** 22 **HT:** 5-11 **WT:** 170 **BATS:** L **THROWS:** R **BORN:** 11/28/96 Springfield, IL **SCHOOL:** University of Notre Dame (IN)

**OBTAINED:** Selected in the 21st round of the 2018 First-Year Player Draft.

**CAREER NOTES:** 2018: Appeared in 53 games for short-season Single-A Auburn in his first professional season, hitting .275 (50-for-182). **COLLEGE:** The starting shortstop, he hit .268 (60-for-224) with 14 doubles, a triple, three home runs and 22 RBI in his 2018 senior season...He stole a team-high 14 bases and was second on the team in runs scored (39). **SIGNED BY:** Justin Bloxom

YEAR	CLUB	AVG	G	AB	R	H	TB	2B	3B	HR	RBI	SH	SF	HP	BB	SO	SB	CS	OBP	SLG	OPS	E
2018	Auburn	.275	53	182	30	50	59	6	0	1	16	3	1	1	18	36	5	2	.342	.324	.666	1
<b>MINORS TOTALS</b>		.275	53	182	30	50	59	6	0	1	16	3	1	1	18	36	5	2	.342	.324	.666	1

### DAVIDSON, AUSTIN — INF

**DD AGE:** 26 **HT:** 6-0 **WT:** 180 **BATS:** L **THROWS:** R **BORN:** 1/3/93 Oxnard, CA **SCHOOL:** Pepperdine (CA) University

**OBTAINED:** Selected in the 13th round of the 2014 First-Year Player Draft.

**CAREER NOTES:** 2018: Ranked seventh in Washington's Minor League system with a .292 batting average...Recorded a career-high 37 extra-base hits and a .482 slugging percentage in 112 games between Single-A Potomac and Double-A Harrisburg. 2017: Set career marks in hits (103), doubles (22), triples (4), RBI (53) and stolen bases (9)...Entered the season having the "Best Strike-Zone Discipline" in Washington's system, per *Baseball America*. 2016: Hit .272 with 21 doubles, three triples, nine home runs, 43 RBI, 49 walks and 57 runs scored in 96 games between Single-A Hagerstown and Single-A Potomac...Was promoted to Potomac on July 8...Posted a .377 on-base percentage and a .443 slugging percentage between the two stops. 2015: Spent the entire season at Single-A Hagerstown...Tied for third on the club with six home runs, despite playing in just 83 games. **COLLEGE:** Was a two-time All-West Coast Conference selection, garnering First-Team honors during the 2014 campaign, his junior season...Posted a .266 average in 59 starts in 2014, recording 20 extra-base hits and a .413 slugging percentage...His 31 RBI were second-most on the team...Prior to the 2014 season, he played for the Orleans Firebirds in the Cape Cod Collegiate Baseball League...Set the club record for most doubles in a season (16), topping the record set by former Major Leaguer Aaron Boone (15 in 1993)...Was named to the WCC All-Freshman team after hitting .277 with nine doubles, one triple, three home runs and 38 RBI...Was selected by the Boston Red Sox in the 21st round of the 2011 First-Year Player Draft. **SIGNED BY:** Ben Gallo

YEAR	CLUB	AVG	G	AB	R	H	TB	2B	3B	HR	RBI	SH	SF	HP	BB	SO	SB	CS	OBP	SLG	OPS	E
2014	Auburn	.248	43	153	17	38	59	13	1	2	22	0	3	1	11	26	1	0	.298	.386	.684	6
	Hagerstown	.188	4	16	3	3	6	0	0	1	4	0	0	2	3	1	1	.278	.375	.653	1	
2015	Hagerstown	.202	83	258	34	52	81	11	0	6	31	7	7	14	26	47	6	7	.302	.314	.616	13
2016	Hagerstown	.285	49	165	29	47	78	14	1	5	22	1	4	2	21	26	3	3	.365	.473	.837	5
	Potomac	.258	47	151	28	39	62	7	2	4	21	2	1	5	28	20	2	0	.389	.411	.800	3
2017	Potomac	.272	102	379	48	103	154	22	4	7	53	0	3	5	45	80	4	4	.354	.406	.760	13
2018	Potomac	.319	18	69	9	22	33	4	2	1	13	0	1	2	10	7	1	.415	.478	.893	1	
	Harrisburg	.285	94	267	38	76	129	17	3	10	42	0	2	1	33	46	1	1	.363	.483	.846	6
<b>MINORS TOTALS</b>		.261	440	1458	206	380	602	88	13	36	208	10	21	30	176	255	27	17	.348	.413	.761	48

**DAVIS, WESTON — RHP****DD AGE:** 22 **HT:** 6-3 **WT:** 185 **BATS:** R **THROWS:** R **BORN:** 7/6/96 Bradenton, FL **SCHOOL:** Manatee (FL) High School**OBTAINED:** Selected in the 11th round of the 2014 First-Year Player Draft.**CAREER NOTES:** 2017: Made 12 starts across three levels of Washington's system. 2016: Returned from injury, making his first start on June 21 at Mahoning Valley (CLE)... In his final three starts of the season, posted a 1.20 ERA (2 ER/15.0 IP) while striking out 12 and allowing a .189 batting average against. **HIGH SCHOOL:** Went 6-3 with a 1.35 ERA for Manatee High School in Bradenton, FL...Struck out 56 and walked just 12 in 52.0 innings pitched...Signed a National Letter of Intent to play baseball at the State College of Florida before being drafted by the Nationals. **SIGNED BY:** Paul Tinnell

YEAR	CLUB	W	L	ERA	G	GS	CG	SHO	SV	IP	H	R	ER	HR	HB	BB	SO	SO/9	WP	BK	BAA
2014	GCL Nationals	0	2	9.92	9	3	0	0	0	16.1	20	20	18	1	5	9	11	6.1	3	0	.308
2015										DID NOT PITCH / Injured											
2016	Auburn	3	6	2.67	11	11	0	0	0	54.0	39	19	16	1	3	11	33	5.5	4	0	.201
2017	Hagerstown	4	5	5.88	9	9	1	1	0	41.1	47	27	27	7	1	15	23	5.0	6	1	.294
	GCL Nationals	0	0	6.75	1	1	0	0	0	4.0	4	4	3	0	0	2	4	9.0	0	0	.250
	Auburn	0	0	0.00	2	2	0	0	0	9.0	5	0	0	0	0	0	8	8.0	0	0	.156
2018										DID NOT PITCH / Injured											
<b>MINORS TOTALS</b>		<b>7</b>	<b>13</b>	<b>4.62</b>	<b>32</b>	<b>26</b>	<b>1</b>	<b>1</b>	<b>0</b>	<b>124.2</b>	<b>115</b>	<b>70</b>	<b>64</b>	<b>9</b>	<b>9</b>	<b>37</b>	<b>79</b>	<b>5.7</b>	<b>13</b>	<b>1</b>	<b>.246</b>

**DAY, CHANDLER — RHP****DD AGE:** 21 **HT:** 6-5 **WT:** 175 **BATS:** R **THROWS:** R **BORN:** 5/24/97 Westerville, OH **SCHOOL:** Vanderbilt (TN) University**OBTAINED:** Selected in the seventh round of the 2018 First-Year Player Draft.**CAREER NOTES:** 2018: Pitched out of the bullpen in his first professional season...Went 1-2 with two saves and a 3.41 ERA with a .220 opp. AVG in 12 games between the GCL Nationals and short-season Single-A Auburn. **COLLEGE:** Went 1-1 with four saves and a 3.22 ERA (13 ER/36.1 IP) while striking out 45 in 18 games (three starts) in 2018. **SIGNED BY:** Brian Cleary

YEAR	CLUB	W	L	ERA	G	GS	CG	SHO	SV	IP	H	R	ER	HR	HB	BB	SO	SO/9	WP	BK	AVG
2018	GCL Nationals	0	0	1.80	2	0	0	0	0	5.0	3	1	1	1	0	0	5	9.0	0	0	.167
	Auburn	1	2	3.68	10	0	0	0	2	29.1	24	13	12	3	6	9	24	7.4	5	0	.229
<b>MINORS TOTALS</b>		<b>1</b>	<b>2</b>	<b>3.41</b>	<b>12</b>	<b>0</b>	<b>0</b>	<b>0</b>	<b>2</b>	<b>34.1</b>	<b>27</b>	<b>14</b>	<b>13</b>	<b>4</b>	<b>6</b>	<b>9</b>	<b>29</b>	<b>7.6</b>	<b>5</b>	<b>0</b>	<b>.220</b>

**DE LA CRUZ, CHRISTOPHER — OF****DD AGE:** 18 **HT:** 5-11 **WT:** 145 **BATS:** L **THROWS:** L **BORN:** 3/29/01 Santo Domingo Este, DOM**OBTAINED:** Signed as a non-drafted free agent, July 2, 2017.

YEAR	CLUB	AVG	G	AB	R	H	TB	2B	3B	HR	RBI	SH	SF	HP	BB	SO	SB	CS	OBP	SLG	OPS	E
2017										DID NOT PLAY / Signed Late												
2018	DSL Nationals	.179	49	145	29	26	31	1	2	0	11	3	1	3	22	23	4	2	.298	.214	.512	3
<b>MINORS TOTALS</b>		<b>.179</b>	<b>49</b>	<b>145</b>	<b>29</b>	<b>26</b>	<b>31</b>	<b>1</b>	<b>2</b>	<b>0</b>	<b>11</b>	<b>3</b>	<b>1</b>	<b>3</b>	<b>22</b>	<b>23</b>	<b>4</b>	<b>2</b>	<b>.298</b>	<b>.214</b>	<b>.512</b>	<b>3</b>

**DE LA ROSA, JEREMY — OF****DD AGE:** 16 **HT:** 5-11 **WT:** 160 **BATS:** L **THROWS:** L **BORN:** 1/16/02 Santo Domingo Oeste, DOM**OBTAINED:** Signed as a non-drafted free agent, July 2, 2018.**CAREER NOTES:** **SIGNED BY:** Modesto Ulloa

YEAR	CLUB	AVG	G	AB	R	H	TB	2B	3B	HR	RBI	SH	SF	HP	BB	SO	SB	CS	OBP	SLG	OPS	E
2018										DID NOT PLAY / Signed Late												

**DE LA ROSA, MANUEL — RHP****DD AGE:** 19 **HT:** 6-3 **WT:** 182 **BATS:** R **THROWS:** R **BORN:** 6/8/99 Sabana Grande de Boya, DOM**OBTAINED:** Signed as a non-drafted free agent, July 2, 2017.

YEAR	CLUB	W	L	ERA	G	GS	CG	SHO	SV	IP	H	R	ER	HR	HB	BB	SO	SO/9	WP	BK	BAA
2017										DID NOT PITCH / Signed Late											
2018	DSL Nationals	3	1	3.51	17	0	0	0	0	25.2	18	15	10	0	6	25	18	6.3	11	0	.205
<b>MINORS TOTALS</b>		<b>3</b>	<b>1</b>	<b>3.51</b>	<b>17</b>	<b>0</b>	<b>0</b>	<b>0</b>	<b>0</b>	<b>25.2</b>	<b>18</b>	<b>15</b>	<b>10</b>	<b>0</b>	<b>6</b>	<b>25</b>	<b>18</b>	<b>6.3</b>	<b>11</b>	<b>0</b>	<b>.205</b>

**DE LOS SANTOS, JOSE — RHP****DD AGE:** 21 **HT:** 6-3 **WT:** 190 **BATS:** R **THROWS:** R **BORN:** 1/14/97 Monte Plata, DOM**OBTAINED:** Signed as a non-drafted free agent, Dec. 15, 2015.

YEAR	CLUB	W	L	ERA	G	GS	CG	SHO	SV	IP	H	R	ER	HR	HB	BB	SO	SO/9	WP	BK	BAA
2015										DID NOT PITCH / Signed Late											
2016	DSL Nationals	1	1	4.01	15	1	0	0	1	33.2	41	19	15	1	7	14	23	6.1	1	0	.308
2017	GCL Nationals	3	1	5.75	15	0	0	0	1	20.1	23	17	13	2	6	11	15	6.6	3	2	.280
2018	Auburn	1	0	9.00	6	0	0	0	0	8.0	9	9	8	0	3	8	5	5.6	2	0	.300
<b>MINORS TOTALS</b>		<b>5</b>	<b>2</b>	<b>5.23</b>	<b>36</b>	<b>1</b>	<b>0</b>	<b>0</b>	<b>2</b>	<b>62.0</b>	<b>73</b>	<b>45</b>	<b>36</b>	<b>3</b>	<b>16</b>	<b>33</b>	<b>43</b>	<b>6.2</b>	<b>6</b>	<b>2</b>	<b>.298</b>

**DENABURG, MASON — RHP****DD AGE:** 19 **HT:** 6-4 **WT:** 195 **BATS:** R **THROWS:** R **BORN:** 8/8/99 Cape Canaveral, FL **SCHOOL:** Merritt Island (FL) High School**OBTAINED:** Selected in the first round (No. 27 overall) of the 2018 First-Year Player Draft.**CAREER NOTES:** 2019: Enters the season rated by *Baseball America* and MLB Pipeline.com as Washington's No. 4 prospect...Is also cited by *Baseball America* as having the "Best Fastball" in Washington's system. 2018: Did not pitch for the GCL Nationals, but participated in instructional league following the 2018 season. **HIGH SCHOOL:** Went 5-1 with a 1.27 ERA (5 ER/35.1 IP) in eight starts during his senior season at Merritt Island High School...Struck out 73 batters while walking just 10...Entered the 2018 First-Year Player draft rated by *Baseball America* as the No. 22 draft prospect and by MLB.com as the No. 24 draft prospect. **SIGNED BY:** Alan Marr

YEAR	CLUB	W	L	ERA	G	GS	CG	SHO	SV	IP	H	R	ER	HR	HB	BB	SO	SO/9	WP	BK	AVG
2018										DID NOT PITCH											

## SCOUTING, RESEARCH & PLAYER DEVELOPMENT

### DIAZ, GERALDI — C

**OD AGE:** 18 **HT:** 6-0 **WT:** 198 **BATS:** L **THROWS:** R **BORN:** 7/8/00 Puerto Plata, DOM  
**OBTAINED:** Signed as a non-drafted free agent, Nov. 10, 2016.

YEAR	CLUB	AVG	G	AB	R	H	TB	2B	3B	HR	RBI	SH	SF	HP	BB	SO	SB	CS	OBP	SLG	OPS	E
2016																						
DID NOT PLAY / Signed Late																						
2017	DSL Nationals	.229	51	175	20	40	57	12	1	1	18	0	2	4	25	30	0	0	.335	.326	.661	4
2018	DSL Nationals	.244	53	160	20	39	60	12	3	1	28	1	1	13	29	31	3	2	.399	.375	.774	5
<b>MINORS TOTALS</b>		.236	104	335	40	79	117	24	4	2	46	1	3	17	54	61	3	2	.367	.349	.716	9

### DOMINGUEZ, CHRIS — INF

**OD AGE:** 32 **HT:** 6-4 **WT:** 235 **BATS:** R **THROWS:** R **BORN:** 11/22/86 Los Angeles, CA **SCHOOL:** University of Louisville  
**OBTAINED:** Signed as a Minor League free agent, Jan. 8, 2019.

**CAREER NOTES:** **2018:** Was a non-roster invite to Major League Spring Training...Appeared in 84 games with Triple-A Syracuse. **2017:** In lone season in Chicago's chain, hit .284 with 22 doubles, one triple, 11 homers, 45 RBI, 12 stolen bases and 58 runs scored in 102 games for Triple-A Iowa...His .284/.443/.766 slash line was his best since 2013...Recorded a .988 fielding percentage as a first baseman. **2016:** In his only season in the Boston organization, he spent the entire year with Triple-A Pawtucket, batting .241 with 12 doubles and 13 homers in 77 games...Batted .344 (21-for-61) with five homers in 17 games in August...Hit .263 (30-for-114) after the All-Star Break compared to .226 (37-for-164) prior to the break. **2015:** Made his first Opening Day roster with Cincinnati and played in 14 games over two stints with the club...Spent the majority of the season with Triple-A Louisville...Led the club with 19 doubles...Batted .261 (6-for-23) with a double and home run with the Reds, including a stretch from June 11-27 in which he batted .300 (6-for-20). **2014:** Spent the entire season with Triple-A Fresno before earning a September call-up with San Francisco...Tied a career-high with 21 homers and stole a career-best 21 bases...Called up to the Giants on Sept. 1 and made his MLB debut two days later at Colorado...Recorded his first-career hit, a home run off Ian Kennedy on Sept. 21 at San Diego...Became the first Fresno player to record at least 20 doubles, 20 homers, 80 RBI, and 20 stolen bases in a single season. **2013:** Spent the season at Triple-A Fresno, finishing second on the team with 65 RBI and third with 15 homers in 132 games...Batted .294 with the club, his best full season mark of his career. **2012:** Split the season between Double-A Richmond and Triple-A Fresno...Began the season with Richmond, appearing in 49 games...Was promoted to Fresno May 31 and played in 43 games...Played 10 games for Scottsdale of the Arizona Fall League following the season, batting .317 with three homers and eight RBI. **2011:** Split the season between Single-A San Jose and Double-A Richmond...Hit .291 with 22 extra-base hits and an .802 OPS in 63 games at San Jose...Joined Richmond June 16 and finished fourth on the team with 45 RBI despite only playing in 78 games. **2010:** Named a South Atlantic League mid-season and postseason All-Star, leading the league with 101 RBI and finishing second in homers (21) and fifth in hits (152) for Single-A Augusta...Won the South Atlantic League All-Star Game's Home Run Derby...Batted .357 with a .438 OBP in 10 games for the Leones de Ponce of the Puerto Rican Winter League. **2009:** In his first professional season, he played nine games with the Rookie-Level Arizona League Giants before spending the rest of the season with short-season Single-A Salem-Keizer...Tied for the Salem-Keizer lead with nine homers in 47 games. **SIGNED BY:** Kevin Christian (SFG).

YEAR	CLUB	AVG	G	AB	R	H	TB	2B	3B	HR	RBI	SH	SF	HP	BB	SO	SB	CS	OBP	SLG	OPS	E
2009	AZL Giants	.306	9	36	8	11	19	2	0	2	8	0	0	1	3	9	1	0	.375	.528	.903	0
	Salem-Keizer	.254	47	181	31	46	80	5	1	9	32	0	4	4	9	57	11	2	.298	.442	.740	8
2010	Augusta	.272	137	559	85	152	255	32	4	21	101	0	3	11	35	133	14	7	.326	.456	.782	32
2011	San Jose	.291	63	258	40	75	120	10	1	11	40	0	2	1	18	73	8	2	.337	.465	.802	13
	Richmond	.244	78	295	35	72	119	22	2	7	45	0	5	4	9	78	1	5	.272	.403	.675	13
2012	Richmond	.223	49	188	17	42	57	9	0	2	19	0	1	1	7	50	3	0	.254	.303	.557	4
	Fresno	.247	43	174	15	43	63	11	0	3	25	0	0	2	2	47	1	2	.264	.362	.626	5
2013	Fresno	.294	132	466	60	137	216	24	5	15	65	0	2	6	23	112	4	5	.334	.464	.798	16
2014	Fresno	.274	131	496	66	136	228	23	3	21	85	0	6	4	22	143	21	10	.307	.460	.767	16
	San Francisco	.059	8	17	1	1	4	0	0	1	2	0	0	0	1	4	0	0	.111	.235	.346	0
2015	Cincinnati	.261	14	23	2	6	12	1	1	1	3	0	0	0	0	12	0	0	.261	.522	.783	0
	Louisville	.223	96	296	32	66	112	19	0	9	36	1	2	6	16	92	5	3	.275	.378	.653	7
2016	Pawtucket	.241	77	278	35	67	122	12	2	13	39	0	5	4	11	70	7	3	.275	.439	.714	5
2017	Iowa	.284	102	359	58	102	159	22	1	11	45	0	1	10	11	102	12	2	.323	.443	.766	15
2018	Syracuse	.243	84	276	31	67	112	16	1	9	45	0	6	6	16	83	7	4	.293	.406	.699	3
<b>MINORS TOTALS</b>		.263	1048	3862	513	1016	1662	207	20	133	585	1	37	60	182	1049	95	45	.304	.430	.734	137
<b>MLB TOTALS</b>		.175	22	40	3	7	16	1	1	2	5	0	0	0	1	16	0	0	.195	.400	.595	0

### DRAGMIRE, BRADY — RHP

**OD AGE:** 26 **HT:** 6-2 **WT:** 193 **BATS:** R **THROWS:** R **BORN:** 2/5/93 Sacramento, CA **SCHOOL:** Bradshaw Christian (CA) High School  
**OBTAINED:** Signed as a Minor League free agent, Jan. 23, 2019.

**CAREER NOTES:** **2018:** Went 6-8 with a 4.59 ERA in 27 games (24 starts) between Double-A Harrisburg and Triple-A Syracuse. **2017:** Began the season with Double-A Round Rock in Texas' system before joining Double-A Harrisburg on June 19...While with the Senators, went 2-0 with a 3.52 ERA (9 ER/23.0 IP) in five starts...Went 3-1 with two saves and a 2.74 ERA (7 ER/23.0 IP) in 13 relief app...Did not allow a home run as a reliever. **2016:** Went 4-6 with a 4.38 ERA over career-high 45 relief appearances with Double-A New Hampshire...Most productive stretch came from May 6 to June 7 when he posted a 1.53 ERA (3 ER/17.2 IP). **2015:** Established career high in strikeouts while spending entire season with Single-A Dunedin...Pitched for Salt River Ratters of Arizona Fall League. 0.82 ERA (1 ER/11.0 IP). **2014:** Posted career-high 77.0 innings while spending all season with Single-A Lansing...His 1.05 walks/9.0 IP led the Midwest League. **2013:** Compiled a 2.16 ERA (12 ER/50.0 IP) while spending all season with Rookie-Level Bluefield. **2012:** Saw first extended pro action with GCL Blue Jays...Posted a 1.14 ERA and .930 WHIP in 23.2 innings. **2011:** Made one appearance after being drafted and signed, that in pro debut on Aug. 26 at GCL Phillies. **HIGH SCHOOL:** Is a 2011 graduate of Bradshaw Christian (CA) High School where he also played football and basketball...Was committed to play baseball at the University of Nevada-Reno before he signed with Toronto. **SIGNED BY:** Darold Brown (TOR).

YEAR	CLUB	W	L	ERA	G	GS	CG	SHO	SV	IP	H	R	ER	HR	HB	BB	SO	SO/9	WP	BK	BAA
2011	GCL Blue Jays	0	0	27.00	1	0	0	0	0	1.0	2	3	3	1	0	1	1	9.0	0	0	.400
2012	GCL Blue Jays	0	3	1.14	15	0	0	0	0	23.2	17	10	3	0	3	5	14	5.3	2	0	.215
2013	Bluefield	3	2	2.16	14	8	0	0	2	50.0	39	17	12	5	4	8	40	7.2	3	0	.209
2014	Lansing	3	6	2.91	43	0	0	0	5	77.1	70	33	25	2	5	9	45	5.2	5	1	.241
2015	Dunedin	2	2	5.26	40	0	0	0	1	63.1	80	43	37	1	0	20	57	8.1	2	0	.313
2016	New Hampshire	4	6	4.38	45	0	0	0	1	72.0	78	37	35	10	4	28	41	5.1	1	2	.284
2017	Round Rock	0	4	5.70	20	1	0	0	0	36.1	43	28	23	6	1	15	18	4.5	2	1	.301
	Harrisburg	5	1	3.13	18	5	0	0	2	46.0	53	21	16	2	1	21	21	4.1	0	0	.298
2018	Harrisburg	5	2	3.25	13	13	0	0	0	80.1	84	35	29	5	0	14	52	5.8	3	2	.265
	Syracuse	1	6	6.16	14	11	1	0	0	68.2	81	48	47	11	3	21	47	6.2	0	1	.302
<b>MINORS TOTALS</b>		23	32	3.99	223	38	1	0	12	518.2	547	275	230	43	21	142	336	5.8	18	7	.274





**DRISKILL, TANNER — RHP****DD AGE:** 22 **HT:** 6-0 **WT:** 170 **BATS:** R **THROWS:** R **BORN:** 1/18/96 Round Rock, TX **SCHOOL:** Lamar (TX) University**OBTAINED:** Selected in the ninth round of the 2018 First-Year Player Draft.**CAREER NOTES:** 2018: Began his professional career with the GCL Nationals before being promoted to short-season Single-A Auburn on June 23. **COLLEGE:** Went 6-5 with a 4.00 ERA (36 ER/81.0 IP) while striking out 51 in 17 games (nine starts)...tossed two complete games...Is the son of former MLB player Travis Driskill. **SIGNED BY:** Tyler Wilt

YEAR	CLUB	W	L	ERA	G	GS	CG	SHO	SV	IP	H	R	ER	HR	HB	BB	SO	SO/9	WP	BK	AVG
2018	GCL Nationals	0	0	9.00	1	0	0	0	0	2.0	3	2	2	0	0	0	0	0.0	1	0	.333
	Auburn	1	4	9.00	15	0	0	0	1	24.0	37	28	24	6	0	8	21	7.9	2	0	.352
<b>MINORS TOTALS</b>		1	4	9.00	16	0	0	0	1	26.0	40	30	26	6	0	8	21	7.3	3	0	.351

**DUNLAP, ALEX — C****DD AGE:** 24 **HT:** 6-2 **WT:** 195 **BATS:** R **THROWS:** R **BORN:** 10/6/94 The Woodlands, TX **SCHOOL:** Stanford (CA) University**OBTAINED:** Selected in the 29th round of the 2017 First-Year Player Draft.**CAREER NOTES:** 2017: Reported to the GCL Nationals following the 2017 Draft...Recorded a multi-homer game on July 25 vs. GCL Astros. **COLLEGE:** Missed the second half of the 2017 season due to injury, but was an All-Pac-12 honoree in 2016...In 2016, he posted a .292 batting average, a .392 on-base percentage and led all starters with a .447 slugging percentage. **SIGNED BY:** Bryan Byrne

YEAR	CLUB	AVG	G	AB	R	H	TB	2B	3B	HR	RBI	SH	SF	HP	BB	SO	SB	CS	OBP	SLG	OPS	E
2017	GCL Nationals	.239	24	71	10	17	27	1	0	3	12	0	1	6	8	12	0	1	.360	.380	.740	0
2018	Syracuse	.250	4	8	0	2	2	0	0	0	1	0	0	1	1	2	0	0	.400	.250	.650	0
	Hagerstown	.277	35	112	15	31	55	9	0	5	16	1	3	6	13	26	0	0	.373	.491	.864	1
	GCL Nationals	.294	6	17	2	5	7	2	0	0	3	0	0	0	2	4	0	0	.368	.412	.789	0
<b>MINORS TOTALS</b>		.264	69	208	27	55	91	12	0	8	32	1	4	13	24	44	0	1	.369	.438	.807	1

**EMILIANI, LEANDRO — OF****DD AGE:** 18 **HT:** 6-1 **WT:** 180 **BATS:** L **THROWS:** L **BORN:** 3/22/00 San Antero, COL**OBTAINED:** Signed as a non-drafted free agent, July 5, 2017.

YEAR	CLUB	AVG	G	AB	R	H	TB	2B	3B	HR	RBI	SH	SF	HP	BB	SO	SB	CS	OBP	SLG	OPS	E
2017	DID NOT PLAY / Signed Late																					
2018	GCL Nationals	.245	43	151	31	37	60	12	1	3	23	1	2	2	9	32	0	0	.293	.397	.690	7
<b>MINORS TOTALS</b>		.245	43	151	31	37	60	12	1	3	23	1	2	2	9	32	0	0	.293	.397	.690	7

NATIONALS  
PARKCOMMUNITY  
RELATIONSDREAM  
FOUNDATIONYOUTH BASEBALL  
ACADEMYFRONT OFFICE  
OWNERSHIPMANAGER  
COACHING STAFF

PLAYERS

2018  
IN REVIEWHISTORY AND  
RECORDSSCOUTING  
RESEARCH  
PLAYER DEV.

MEDIA

## SCOUTING, RESEARCH & PLAYER DEVELOPMENT

### ESPINO, PAULO — RHP

**OD AGE:** 32 **HT:** 5-10 **WT:** 215 **BATS:** R **THROWS:** R **BORN:** 1/10/87 Panama City, PAN **SCHOOL:** Pendleton (FL) High School  
**OBTAINED:** Signed as a Minor League free agent, Jan. 23, 2019.  
**CAREER NOTES:** **2018:** Went 4-5 with a 5.85 ERA in 22 games (10 starts) between Triple-A Round Rock and Triple-A Colorado Springs. **2017:** Saw his first major league action, posting no record with a 6.00 ERA 12 G for Milwaukee and Texas...Had five total stints in majors. **2016:** Had a 3.30 ERA with Syracuse in the International League, lowest since 2012...Surpassed 150 innings for a second straight season, 2nd-highest total of his career (152.2 IP). **2015:** Began the season with Double-A Harrisburg before joining Triple-A Syracuse in late May...Went 8-9 with a 3.47 ERA in 28 games (26 starts) between the two stops...His 120 strikeouts ranked third among Nationals farmhands, while his 3.47 ERA ranked seventh. **2014:** In his first season in Washington's system, spent most of the season with Double-A Harrisburg before making one start with Triple-A Syracuse...Ranked second among Nationals farmhands and sixth in the Eastern League with 116 strikeouts. **2013:** Began the season with Double-A Akron before being promoted to Triple-A Columbus in late May...Went 6-11 with a 4.72 ERA in 32 games (21 starts) between the two clubs. **2012:** His 3.29 ERA and 111 strikeouts between Double-A Akron and Triple-A Columbus ranked fourth in Cleveland's organization...Following the season, played for Panama in the World Baseball Classic Qualifiers. **2011:** Owned the fourth-best ERA (2.77) amongst Indians farmhands...Named International League Pitcher of the Week on Aug. 29. **2010:** Earned Eastern League mid-season All-Star honors...Named International League Pitcher of the Week on Aug. 16. **2009:** Led the Carolina League in ERA (2.59) and WHIP (1.04) and was tied for fifth in wins (9)...Named Carolina League Pitcher of the Week on Aug. 17. **2008:** Went 2-2 with one save and a 5.53 ERA in 26 games (six starts) between Single-A Kinston and Single-A Lake County. **2007:** Ranked third among Indians farmhands in strikeouts (116) and ranked fourth in ERA (3.66). **SIGNED BY:** Mike Soper (CLE)

YEAR	CLUB	W	L	ERA	G	GS	CG	SHO	SV	IP	H	R	ER	HR	HB	BB	SO	SO/9	WP	BK	BAA
2007	Lake County	4	5	3.66	33	13	0	0	0	108.1	95	53	44	20	5	31	116	9.6	5	0	.231
2008	Kinston	0	2	8.49	7	6	0	0	0	29.2	39	31	28	5	5	11	20	6.1	1	0	.312
	Lake County	2	0	3.16	19	0	0	0	1	37.0	35	13	13	4	1	12	48	11.7	2	0	.252
2009	Lake County	2	1	6.75	5	2	0	0	0	13.1	19	10	10	1	3	2	14	9.5	0	0	.339
	Akron	0	1	3.00	1	0	0	0	0	3.0	2	2	1	1	0	0	2	6.0	0	0	.167
	Kinston	9	6	2.59	22	21	0	0	1	118.1	89	41	34	9	8	34	101	7.7	3	0	.206
2010	Akron	9	4	4.00	21	15	0	0	0	101.1	95	49	45	13	7	35	92	8.2	6	1	.245
	Columbus	3	3	5.62	7	7	0	0	0	41.2	43	26	26	7	2	12	32	6.9	2	0	.259
2011	Akron	6	0	2.44	22	5	0	0	1	81.0	66	22	22	8	3	18	78	8.7	4	0	.224
	Columbus	2	1	3.43	12	5	0	0	0	39.1	35	16	15	3	1	7	41	9.4	2	0	.229
2012	Akron	7	3	3.09	22	20	0	0	0	116.1	116	42	40	7	4	34	106	8.2	3	0	.265
	Columbus	0	1	6.75	2	2	0	0	0	6.2	10	8	5	2	1	4	5	6.8	1	0	.333
2013	Akron	2	5	5.35	15	13	0	0	0	79.0	90	52	47	10	5	27	73	8.3	1	1	.283
	Columbus	4	6	3.92	17	8	0	0	0	62.0	66	30	27	6	3	17	68	9.9	0	1	.269
2014	Harrisburg	6	5	3.98	24	16	0	0	0	113.0	98	52	50	12	11	23	112	8.9	1	0	.229
	Syracuse	0	0	1.35	1	1	0	0	0	6.2	2	1	1	0	0	1	4	5.4	0	0	.091
2015	Harrisburg	0	3	4.26	8	7	1	0	0	38.0	35	18	18	3	0	11	32	7.6	1	0	.245
	Syracuse	8	6	3.21	20	19	0	0	0	117.2	116	47	42	13	4	19	88	6.7	1	0	.260
2016	Syracuse	8	11	3.30	26	24	1	0	0	152.2	146	60	56	13	6	29	133	7.8	4	0	.248
2017	Round Rock	1	0	3.00	1	0	0	0	0	3.0	1	1	1	0	0	1	4	12.0	0	0	.111
	Texas	0	0	5.68	6	0	0	0	0	6.1	6	4	4	2	0	2	7	9.9	0	0	.240
	Milwaukee	0	0	6.11	6	2	0	0	0	17.2	17	13	12	5	3	8	13	6.6	0	0	.243
	Colorado Springs	4	2	4.52	16	14	0	0	0	75.2	86	40	38	12	1	14	73	8.7	1	0	.285
2018	Round Rock	0	0	15.00	3	0	0	0	0	6.0	10	11	10	2	0	4	6	9.0	1	0	.370
	Colorado Springs	4	5	4.83	19	10	0	0	0	54.0	62	31	29	7	3	22	52	8.7	0	0	.292
<b>MINORS TOTALS</b>		81	70	3.86	323	208	2	0	3	1403.2	1356	656	602	158	73	368	1300	8.3	39	3	.252
<b>MLB TOTALS</b>		0	0	6.00	12	2	0	0	0	24.0	23	17	16	7	3	10	20	7.5	0	0	.242

### ESTHAY, KAMERON — OF

**OD AGE:** 24 **HT:** 6-0 **WT:** 210 **BATS:** L **THROWS:** L **BORN:** 12/5/94 Lake Charles, LA **SCHOOL:** Baylor (TX) University  
**OBTAINED:** Selected in the 26th round of the 2017 First-Year Player Draft.  
**CAREER NOTES:** **2018:** Led the Hagerstown Suns with 10 home runs and ranked fourth on the club with 16 doubles. **2017:** Made his professional debut on June 29 at State College (STL) and hit a home run in his second professional at-bat...Recorded a 13-game hitting streak from Aug. 6-23. **COLLEGE:** Was the highest Baylor position player selected in the First-Year Player Draft since 2013...In three seasons at Baylor, he hit .303 with 32 doubles, four triples, 17 home runs, 91 RBI, 86 runs scored, 61 walks and 11 stolen bases in 159 games...Was a 2017 All-Big 12 honorable mention, 2016 All-Big 12 second team, 2015 Big 12 All-Tournament and 2015 Big 12 All-Freshman selection **SIGNED BY:** Tyler Wilt

YEAR	CLUB	AVG	G	AB	R	H	TB	2B	3B	HR	RBI	SH	SF	HP	BB	SO	SB	CS	OBP	SLG	OPS	E
2017	Auburn	.273	52	209	25	57	86	12	1	5	30	0	1	1	14	60	4	2	.320	.411	.731	2
2018	Hagerstown	.216	97	334	38	72	126	16	4	10	30	1	2	5	27	126	3	4	.283	.377	.660	6
<b>MINORS TOTALS</b>		.238	149	543	63	129	212	28	5	15	60	1	3	6	41	186	7	6	.297	.390	.687	8

### FERNANDEZ, BRAIAN — OF

**OD AGE:** 19 **HT:** 6-1 **WT:** 170 **BATS:** R **THROWS:** L **BORN:** 4/15/99 Caracas, VEN  
**OBTAINED:** Signed as a non-drafted free agent, July 3, 2017.  
**CAREER NOTES:** **2018:** Named a Dominican Summer League mid-season All-Star.

YEAR	CLUB	AVG	G	AB	R	H	TB	2B	3B	HR	RBI	SH	SF	HP	BB	SO	SB	CS	OBP	SLG	OPS	E
2017	DID NOT PLAY / Signed Late																					
2018	DSL Nationals	.313	57	214	36	67	83	4	6	0	34	1	3	5	18	37	8	9	.375	.388	.763	1
<b>MINORS TOTALS</b>		.313	57	214	36	67	83	4	6	0	34	1	3	5	18	37	8	9	.375	.388	.763	1

**FERRER, JOSE — LHP****DD AGE:** 19 **HT:** 5-11 **WT:** 180 **BATS:** L **THROWS:** L **BORN:** 3/3/00 Maimon, DOM**OBTAINED:** Signed as a non-drafted free agent, July 2, 2017.

YEAR	CLUB	W	L	ERA	G	GS	CG	SHO	SV	IP	H	R	ER	HR	HB	BB	SO	SO/9	WP	BK	BAA
2017										DID NOT PITCH / Signed Late											
2018	DSL Nationals	1	1	3.60	14	0	0	0	0	30.0	28	21	12	0	6	11	53	15.9	9	0	.230
<b>MINORS TOTALS</b>		<b>1</b>	<b>1</b>	<b>3.60</b>	<b>14</b>	<b>0</b>	<b>0</b>	<b>0</b>	<b>0</b>	<b>30.0</b>	<b>28</b>	<b>21</b>	<b>12</b>	<b>0</b>	<b>6</b>	<b>11</b>	<b>53</b>	<b>15.9</b>	<b>9</b>	<b>0</b>	<b>.230</b>

**FLETCHER, AARON — LHP****DD AGE:** 23 **HT:** 6-0 **WT:** 220 **BATS:** L **THROWS:** L **BORN:** 2/25/96 Geneseo, IL**SCHOOL:** University of Houston**OBTAINED:** Selected in the 14th round of the 2018 First-Year Player Draft.**CAREER NOTES:** 2018: Went 2-1 with a 2.90 ERA in 13 games (seven starts) between the GCL Nationals and short-season Single-A Auburn...Struck out 34 batters while walking just four between the two clubs. **COLLEGE:** Was named the American Athletic Conference Pitcher of the year after going 7-3 and leading the league with a 2.19 ERA (23 ER/94.1 IP) during his junior year...He recorded 78 strikeouts to just 18 walks in 2018. **SIGNED BY:** Tyler Wilt

YEAR	CLUB	W	L	ERA	G	GS	CG	SHO	SV	IP	H	R	ER	HR	HB	BB	SO	SO/9	WP	BK	AVG
2018	GCL Nationals	0	0	9.00	1	0	0	0	0	2.0	4	2	2	0	0	1	2	9.0	0	0	.500
	Auburn	2	1	2.48	12	7	0	0	0	29.0	30	9	8	0	2	3	32	9.9	4	0	.265
<b>MINORS TOTALS</b>		<b>2</b>	<b>1</b>	<b>2.90</b>	<b>13</b>	<b>8</b>	<b>0</b>	<b>0</b>	<b>0</b>	<b>31.0</b>	<b>34</b>	<b>11</b>	<b>10</b>	<b>0</b>	<b>2</b>	<b>4</b>	<b>34</b>	<b>9.9</b>	<b>4</b>	<b>0</b>	<b>.281</b>

**FRANCO, ANDERSON — 3B****DD AGE:** 21 **HT:** 6-3 **WT:** 190 **BATS:** R **THROWS:** R **BORN:** 8/15/97 Bani, DOM**OBTAINED:** Signed as a non-drafted free agent, Aug. 15, 2013.**CAREER NOTES:** 2018: Entered the season rated as the No. 25 prospect in Washington's system by MLB.com and the No. 28 prospect by *Baseball America*. 2017: Ranked second on the Suns in RBI (63) and third in homers (11)...Entered the season rated as the No. 14 prospect in Washington's system, per *Baseball America* and the No. 17 prospect per MLB.com. 2016: Entered the season rated as the No. 10 prospect in Washington's chain, according to *Baseball America*...Also cited by *Baseball America* as being the "Best Defensive Infielder" and having the "Best Infield Arm" among Nationals farmhands...Was rated by MLB.com as the No. 13 prospect in the system. 2015: Made his domestic debut, hitting .269 with seven doubles, two triples, four home runs, 23 RBI, 21 walks and 19 runs scored in 57 games between the GCL Nationals and the short-season Single-A Auburn Doubledays...MLB.com Organization All-Star.

YEAR	CLUB	AVG	G	AB	R	H	TB	2B	3B	HR	RBI	SH	SF	HP	BB	SO	SB	CS	OBP	SLG	OPS	E
2013										DID NOT PLAY / Signed Late												
2014	DSL Nationals	.272	57	206	26	56	78	8	1	4	35	0	5	0	26	46	4	2	.346	.379	.725	19
2015	GCL Nationals	.281	46	153	19	43	63	6	1	4	19	0	1	2	14	26	2	3	.347	.412	.759	9
	Auburn	.225	11	40	0	9	12	1	1	0	4	0	0	7	2	0	0	.340	.300	.640	5	
2016	GCL Nationals	.277	24	83	9	23	29	3	0	1	9	0	1	0	4	11	1	0	.307	.349	.656	3
2017	Hagerstown	.201	120	408	57	82	142	23	2	11	63	0	6	1	41	100	3	1	.272	.348	.620	24
2018	Hagerstown	.237	63	228	21	54	77	14	0	3	34	0	5	2	25	45	2	1	.312	.338	.649	9
	GCL Nationals	.349	12	43	7	15	24	1	1	2	12	0	1	0	4	3	0	0	.396	.558	.954	4
<b>MINORS TOTALS</b>		<b>.243</b>	<b>333</b>	<b>1161</b>	<b>139</b>	<b>282</b>	<b>425</b>	<b>56</b>	<b>6</b>	<b>25</b>	<b>176</b>	<b>0</b>	<b>19</b>	<b>5</b>	<b>121</b>	<b>233</b>	<b>12</b>	<b>7</b>	<b>.312</b>	<b>.366</b>	<b>.678</b>	<b>73</b>

**FRANCOIS, OLIVER — OF****DD AGE:** 16 **HT:** 6-0 **WT:** 160 **BATS:** L **THROWS:** L **BORN:** 7/11/02 Puerto Plata, DOM**OBTAINED:** Signed as a non-drafted free agent, July 12, 2018.

YEAR	CLUB	AVG	G	AB	R	H	TB	2B	3B	HR	RBI	SH	SF	HP	BB	SO	SB	CS	OBP	SLG	OPS	E
2018										DID NOT PLAY / Signed Late												

**FREEMAN, COLE — 2B****DD AGE:** 24 **HT:** 5-9 **WT:** 175 **BATS:** R **THROWS:** R **BORN:** 9/27/94 Mandeville, LA**SCHOOL:** Louisiana State University**OBTAINED:** Selected in the fourth round of the 2017 First-Year Player Draft.**CAREER NOTES:** 2018: Ranked among South Atlantic League hitters in runs scored (3rd, 78), doubles (4th, 32) and stolen bases (7th, 26)...His 26 stolen bases were the most in Washington's system...Was named an Organization All-Star by MLB Pipeline.com. **COLLEGE:** Led LSU with a .315 batting average while collecting 18 extra-base hits, 41 RBI and 54 runs scored for College World Series runner-up...Ranked second among SEC players with 19 stolen bases in 2017, and compiled 45 steals in 61 attempts in his two seasons at LSU...He also stood out in the 2016 Cape Cod Baseball League, as he was named a CCBL All-Star and led the circuit with a .374 batting average...In 2016, he received SEC All-Defensive Team honors and made the SEC Academic Honor Roll...Was selected by Los Angeles (NL) in the 18th round of the 2016 First-Year Player Draft, but did not sign. **SIGNED BY:** Ed Gustafson

YEAR	CLUB	AVG	G	AB	R	H	TB	2B	3B	HR	RBI	SH	SF	HP	BB	SO	SB	CS	OBP	SLG	OPS	E
2017										DID NOT PLAY / Injured												
2018	Hagerstown	.266	122	447	78	119	166	32	3	3	43	8	4	16	47	59	26	8	.354	.371	.725	17
<b>MINORS TOTALS</b>		<b>.266</b>	<b>122</b>	<b>447</b>	<b>78</b>	<b>119</b>	<b>166</b>	<b>32</b>	<b>3</b>	<b>3</b>	<b>43</b>	<b>8</b>	<b>4</b>	<b>16</b>	<b>47</b>	<b>59</b>	<b>26</b>	<b>8</b>	<b>.354</b>	<b>.371</b>	<b>.725</b>	<b>17</b>

## SCOUTING, RESEARCH & PLAYER DEVELOPMENT

### FUENTES, STEVEN — RHP

**DD AGE:** 21 **HT:** 6-2 **WT:** 175 **BATS:** R **THROWS:** R **BORN:** 5/4/97 Puerto Armuelles, PAN

**OBTAINED:** Signed as a non-drafted free agent, July 19, 2013.

**CAREER NOTES:** 2018: Went 5-4 with six saves and a 2.78 ERA in 33 games between Single-A Hagerstown and Single-A Potomac...Held opponents to a .200 batting average...Struck out 70 batters against just 18 walks.

YEAR	CLUB	W	L	ERA	G	GS	CG	SHO	SV	IP	H	R	ER	HR	HB	BB	SO	SO/9	WP	BK	BAA
2013																					
										DID NOT PITCH / Signed Late											
2014	DSL Nationals	2	3	2.30	15	9	0	0	0	54.2	50	24	14	2	8	17	62	10.2	4	0	.236
2015	GCL Nationals	3	4	5.22	11	6	0	0	0	39.2	46	29	23	3	5	15	33	7.5	7	0	.282
2016	Auburn	2	1	3.65	17	1	0	0	3	49.1	53	23	20	0	3	10	47	8.6	6	2	.275
2017	Hagerstown	4	3	4.41	25	1	0	0	2	63.1	80	33	31	9	6	13	53	7.5	4	0	.308
	Potomac	0	1	7.71	2	1	0	0	0	2.1	2	2	2	0	0	4	0	0	0	0	.250
2018	Hagerstown	2	1	2.35	9	0	0	0	3	23.0	17	7	6	0	0	2	27	10.6	1	0	.201
	Potomac	3	3	3.00	24	0	0	0	3	45.0	33	19	15	1	2	16	43	8.6	1	3	.198
<b>MINORS TOTALS</b>		16	16	3.60	103	18	0	0	11	277.1	281	137	111	15	24	77	265	8.6	23	5	.259

### GALINDEZ, NELSON — LHP

**DD AGE:** 20 **HT:** 6-3 **WT:** 220 **BATS:** L **THROWS:** L **BORN:** 7/26/98 Haines City, FL **SCHOOL:** Haines City (FL) High School

**OBTAINED:** Selected in the 22nd round of the 2017 First-Year Player Draft.

**CAREER NOTES:** 2017: Reported to the GCL Nationals following the 2017 Draft. **HIGH SCHOOL:** Posted a 2.24 ERA in his senior season at Haines City High School, tallying 92 strikeouts in just 56.1 innings pitched. **SIGNED BY:** Buddy Hernandez

YEAR	CLUB	W	L	ERA	G	GS	CG	SHO	SV	IP	H	R	ER	HR	HB	BB	SO	SO/9	WP	BK	BAA
2017	GCL Nationals	2	2	3.79	12	7	0	0	0	38.0	25	20	16	1	7	27	27	6.4	2	1	.188
2018	Auburn	0	1	13.06	3	2	0	0	0	10.1	19	15	15	0	3	8	7	6.1	1	1	.432
	GCL Nationals	0	0	2.16	4	0	0	0	1	8.1	9	2	2	0	1	3	5	5.4	0	0	.257
<b>MINORS TOTALS</b>		2	3	5.24	19	9	0	0	1	56.2	53	37	33	1	11	38	39	6.2	3	2	.250

### GERALDO, GERALDO — INF

**DD AGE:** 17 **HT:** 6-1 **WT:** 160 **BATS:** R **THROWS:** R **BORN:** 6/4/01 Azua, DOM

**OBTAINED:** Signed as a non-drafted free agent, July 5, 2018

YEAR	CLUB	AVG	G	AB	R	H	TB	2B	3B	HR	RBI	SH	SF	HP	BB	SO	SB	CS	OBP	SLG	OPS	E
2018																						
										DID NOT PLAY / Signed Late												

### GERMAN, JHONATAN — RHP

**DD AGE:** 24 **HT:** 6-4 **WT:** 215 **BATS:** R **THROWS:** R **BORN:** 1/24/95 Peravia, DOM

**OBTAINED:** Signed as a non-drafted free agent, July 16, 2015.

YEAR	CLUB	W	L	ERA	G	GS	CG	SHO	SV	IP	H	R	ER	HR	HB	BB	SO	SO/9	WP	BK	BAA
2015	DSL Nationals	0	0	10.38	5	0	0	0	0	4.1	5	8	5	1	1	8	7	14.5	8	0	.250
2016	DSL Nationals	2	0	0.50	11	0	0	0	4	18.0	6	3	1	0	3	4	28	14.0	3	1	.105
	GCL Nationals	1	2	4.70	8	0	0	0	0	15.1	18	8	8	0	2	10	23	13.5	2	1	.295
2017	Auburn	0	1	6.75	2	2	0	0	0	9.1	7	7	7	0	2	8	5	4.8	4	0	.212
	GCL Nationals	1	4	3.27	8	8	0	0	0	33.0	22	18	12	1	2	17	27	7.4	9	0	.179
2018	Auburn	1	1	2.63	7	0	0	0	2	13.2	6	5	4	0	1	7	16	10.5	4	0	.128
	Hagerstown	2	1	2.95	11	0	0	0	2	21.1	14	9	7	0	2	6	22	9.3	2	1	.179
<b>MINORS TOTALS</b>		7	9	3.44	52	10	0	0	8	115.0	78	58	44	2	13	60	128	10.0	6	3	.186

### GOEDEL, TYLER — OF

**DD AGE:** 26 **HT:** 6-4 **WT:** 180 **BATS:** R **THROWS:** R **BORN:** 10/20/92 San Mateo, CA **SCHOOL:** St. Francis (CA) High School

**OBTAINED:** Signed as a Minor League free agent, Jan. 23, 2019.

**CAREER NOTES:** 2018: Began the season in Cincinnati's system before joining the Dodgers' chain in mid-May...Hit .219 with eight doubles, three triples, four homers, 27 RBI, 23 walks and 34 runs scored between three clubs. 2017: Hit .259 with 24 doubles, three triples, six homers, 36 RBI, 52 walks, 16 stolen bases and 53 runs scored in 117 games between Triple-A Louisville and Double-A Pensacola. 2016: Made his first career Opening Day roster (had never previously played above double-A)...Among NL rookies, T-1st in OF assists (5) and T-7th in triples (3)...Made his MLB debut on April 6 at Cincinnati...Singled for his first MLB hit on April 12 vs. San Diego (Erlin)...Slugged his first MLB home run on May 18 vs. Miami (Urena). 2015: Spent the entire regular season with Double-A Montgomery...Was a Southern League midseason All-Star...Finished third in the SL in RBI (72) and fifth in triples (10) and stolen bases (28)...Was the only player in the SL to reach double-digits in doubles (17), triples, HR (12) and stolen bases. 2014: Spent the entire season with Single-A Charlotte and led the team in RBI (61)...Ranked tied for first in the Florida State League in triples (8). 2013: Played for Single-A Bowling Green...Named a Midwest League midseason All-Star. 2012: Began his pro career with Bowling Green...Named a Midwest League midseason All-Star. **HIGH SCHOOL:** Was originally selected by Tampa Bay Rays between 1st and 2nd rounds of June 2011 Draft (41st overall). **SIGNED BY:** Brian Morrison (TBR)

YEAR	CLUB	AVG	G	AB	R	H	TB	2B	3B	HR	RBI	SH	SF	HP	BB	SO	SB	CS	OBP	SLG	OPS	E
2012	Bowling Green	.246	103	329	52	81	122	19	2	6	46	3	2	7	38	94	30	5	.335	.371	.706	29
2013	Bowling Green	.249	112	450	63	112	175	18	12	7	65	1	3	3	40	98	30	5	.313	.389	.702	35
2014	Charlotte	.269	113	424	41	114	173	25	8	6	61	0	2	7	46	98	20	9	.349	.408	.757	25
2015	Montgomery	.279	123	473	68	132	205	17	10	12	72	1	5	6	48	98	28	9	.350	.433	.783	2
2016	Philadelphia	.192	92	213	17	41	62	3	3	4	16	1	1	2	17	52	3	0	.258	.291	.549	3
2017	Louisville	.277	55	191	23	53	69	9	2	1	15	1	0	3	19	40	7	2	.352	.361	.713	0
	Pensacola	.243	62	214	30	52	84	15	1	5	21	0	0	9	33	44	9	3	.367	.393	.760	0
2018	Louisville	.229	27	83	7	19	29	5	1	1	10	1	0	1	11	21	1	1	.326	.349	.675	2
	Tulsa	.212	51	146	25	31	47	3	2	3	17	1	1	3	12	33	3	1	.284	.322	.606	1
	Oklahoma City	.250	4	8	2	2	2	0	0	0	0	0	0	0	0	0	0	0	.250	.250	.500	0
<b>MINORS TOTALS</b>		.257	650	2318	311	596	906	111	38	41	307	8	13	39	247	526	128	35	.337	.391	.728	94
<b>MLB TOTALS</b>		.192	92	213	17	41	62	3	3	4	16	1	1	2	17	52	3	0	.258	.291	.549	3

**GOMEZ, NIOMAR — RHP**

DD AGE: 20 HT: 6-3 WT: 173 BATS: R THROWS: R BORN: 9/9/98 Güiria, VEN

OBTAINED: Signed as a non-drafted free agent, July 2, 2016.

YEAR	CLUB	W	L	ERA	G	GS	CG	SHO	SV	IP	H	R	ER	HR	HB	BB	SO	SO/9	WP	BK	BAA
2016										DID NOT PITCH / Signed Late											
2017	DSL Nationals	1	3	4.07	12	12	0	0	0	55.1	49	29	25	2	4	21	53	8.6	3	1	.241
2018	GCL Nationals	0	1	8.24	8	6	0	0	0	31.2	49	30	29	2	3	8	27	7.7	1	0	.360
	Auburn	2	1	3.00	4	4	0	0	0	21.0	22	8	7	0	2	5	14	6.0	0	0	.275
<b>MINORS TOTALS</b>		3	5	5.08	24	22	0	0	0	108.0	120	67	61	4	9	34	94	7.8	4	1	.286

**GOMEZ, RAFAEL — RHP**

DD AGE: 20 HT: 6-0 WT: 178 BATS: R THROWS: R BORN: 6/15/98 Azua, DOM

OBTAINED: Signed as a non-drafted free agent, June 14, 2016.

YEAR	CLUB	W	L	ERA	G	GS	CG	SHO	SV	IP	H	R	ER	HR	HB	BB	SO	SO/9	WP	BK	BAA
2016	DSL Nationals	1	2	2.25	7	3	0	0	1	24.0	32	9	6	0	2	4	20	7.5	2	0	.323
2017	DSL Nationals	6	3	4.09	11	11	0	0	0	55.0	56	31	25	1	6	14	47	7.7	7	0	.265
2018	GCL Nationals	3	4	6.12	11	5	0	0	0	42.2	54	32	29	2	3	10	26	5.5	5	1	.309
<b>MINORS TOTALS</b>		10	9	4.44	29	19	0	0	1	121.2	142	72	60	3	11	28	93	6.9	14	1	.293

**GOMEZ, RAYMI — OF**

DD AGE: 19 HT: 6-0 WT: 150 BATS: S THROWS: R BORN: 10/28/99 San Pedro de Macoris, DOM

OBTAINED: Signed as a non-drafted free agent, July 2, 2018.

CAREER NOTES: SIGNED BY: Virgilio De Leon

YEAR	CLUB	AVG	G	AB	R	H	TB	2B	3B	HR	RBI	SH	SF	HP	BB	SO	SB	CS	OBP	SLG	OPS	E
2018										DID NOT PLAY / Signed Late												

**GONZALEZ, BENGIE — SS**

DD AGE: 29 HT: 5-11 WT: 160 BATS: S THROWS: R BORN: 2/16/90 Caguas, PR

SCHOOL: Puerto Rico Baseball Academy

OBTAINED: Signed as a Minor League free agent, Dec. 15, 2017.

**CAREER NOTES:** **2018:** Played in 106 games for Syracuse...Following the season, hit .339 (21-for-62) with three doubles, one triple, seven RBI, seven walks and 10 runs scored in 21 games for Criollos de Caguas of the Puerto Rican Winter League. **2017:** Signed with Washington's system on July 22...Reported to Triple-A Syracuse. **2016:** Spent the season with Double-A Jackson in Seattle's system. **2015:** Split season between AZL Padres, Single-A Lake Elsinore, Double-A San Antonio and Triple-A El Paso, combining to hit .271 (71-for-262) with 36 runs, 16 doubles, three triples, one home run and 23 RBI in 72 games. **2014:** Began season in Pittsburgh's organization...Traded to San Diego...Spent season with Single-A Lake Elsinore. **2013:** Spent entire season with Single-A Bradenton. **2012:** Spent second full season with Single-A Bradenton...Played with Ponce in Puerto Rican Winter Leagues following season. **2011:** Spent fourth professional season with Single-A Bradenton. **2010:** Spent season with Single-A West Virginia. **2009:** Began season with GCL Pirates...Promoted to West Virginia in Sept.. **2008:** Made his professional debut with GCL Pirates, appearing in 37 games, recording eight steals in nine at-bats. **HIGH SCHOOL:** Selected by Pittsburgh in seventh round of 2008 First-Year Player Draft. **SIGNED BY:** Joe Salerno and Jose Rosario (PIT)

YEAR	CLUB	AVG	G	AB	R	H	TB	2B	3B	HR	RBI	SH	SF	HP	BB	SO	SB	CS	OBP	SLG	OPS	E
2008	GCL Pirates	.207	37	121	17	25	27	2	0	0	14	5	1	1	22	28	8	1	.331	.223	.554	8
2009	GCL Pirates	.289	49	159	23	46	53	5	1	0	13	5	1	2	17	33	7	5	.363	.333	.696	11
	West Virginia	.250	3	12	2	3	4	1	0	0	1	1	0	0	1	1	0	1	.308	.333	.641	2
2010	West Virginia	.236	122	406	40	96	113	12	1	1	35	14	2	3	35	71	18	14	.300	.278	.578	32
2011	Bradenton	.222	120	388	55	86	109	12	4	1	34	9	7	4	40	88	19	7	.296	.281	.577	26
2012	Bradenton	.265	99	294	49	78	98	11	3	1	20	9	1	2	27	63	8	8	.330	.333	.663	14
2013	Bradenton	.232	105	384	55	89	113	15	3	1	25	9	2	4	43	66	27	13	.314	.294	.608	9
2014	Lake Elsinore	.306	102	376	61	115	158	28	3	3	41	11	4	3	45	62	13	7	.381	.420	.801	13
2015	Lake Elsinore	.125	2	8	0	1	1	0	0	1	0	0	0	0	1	0	0	0	.125	.125	.250	1
	AZL Padres	.538	4	13	6	7	11	2	1	0	1	0	0	0	2	1	0	1	.600	.846	1.446	0
2015	San Antonio	.246	49	187	24	46	57	6	1	1	13	3	1	0	17	24	2	2	.307	.305	.612	7
	El Paso	.315	17	54	6	17	27	8	1	0	8	3	0	0	4	9	1	0	.362	.500	.862	1
2016	Jackson	.271	129	502	78	136	194	33	5	5	59	2	7	1	57	83	19	8	.342	.386	.728	16
2017	Rochester	.229	67	201	15	46	58	6	3	0	15	1	2	0	19	34	2	2	.293	.289	.582	3
	Syracuse	.256	31	90	9	23	26	3	0	0	5	0	0	0	9	10	0	0	.323	.289	.612	2
2018	Syracuse	.240	106	312	39	75	100	14	1	3	29	2	2	3	31	68	9	3	.313	.321	.634	9
<b>MINORS TOTALS</b>		.254	1041	3509	479	890	1150	158	27	16	313	72	30	23	369	642	133	72	.326	.328	.654	154

**GONZALEZ, PEDRO — RHP**

DD AGE: 18 HT: 6-2 WT: 180 BATS: R THROWS: R BORN: 7/16/00 Chitrré, PAN

OBTAINED: Signed as a non-drafted free agent, Dec. 27, 2016.

YEAR	CLUB	W	L	ERA	G	GS	CG	SHO	SV	IP	H	R	ER	HR	HB	BB	SO	SO/9	WP	BK	BAA
2017	DSL Nationals	1	3	5.30	12	12	0	0	0	52.2	65	35	31	2	4	21	44	7.5	14	0	.300
2018	DSL Nationals	3	1	1.46	7	7	0	0	0	37.0	27	8	6	1	4	8	39	9.5	5	0	.200
	GCL Nationals	1	2	9.60	5	2	0	0	0	15.0	20	20	16	4	3	5	14	9.0	0	0	.313
<b>MINORS TOTALS</b>		5	6	4.56	24	21	0	0	0	104.2	112	63	53	7	7	34	98	8.4	19	9	.236



## SCOUTING, RESEARCH & PLAYER DEVELOPMENT

### GUILBEAU, TAYLOR — LHP

**DD AGE:** 25 **HT:** 6-4 **WT:** 180 **BATS:** L **THROWS:** L **BORN:** 5/2/93 Baton Rouge, LA **SCHOOL:** University of Alabama

**OBTAINED:** Selected in the 10th round of the 2015 First-Year Player Draft.

**CAREER NOTES:** 2018: Moved to the bullpen full-time...Did not allow an extra-base hit to a left-handed batter...Held lefties to a .184 average with 20 strikeouts and just four walks. 2017: Spent the entire season with Single-A Potomac...Made a career-high 15 starts...Posted a 1.74 ERA (2 ER/10.1 IP) in 10 games for the Salt River Rafterers of the Arizona Fall League. 2016: Began the season in the bullpen but moved to the starting role on June 24...Went 5-2 with a 2.55 ERA (19 ER/67.0 IP) in 13 starts...Was named South Atlantic League Pitcher of the Week on Aug. 28 after going 2-0 with a 0.75 ERA (1 ER/12.0 IP) and 17 strikeouts in two starts. 2015: Reported to the GCL Nationals following the 2015 Draft...Was promoted to short-season Single-A Auburn on July 4. **COLLEGE:** Went 3-6 with a 3.69 ERA (38 ER/92.2 IP) in 15 starts for the Crimson Tide in 2015, his senior season...Struck out 79 batters and allowed just three home runs while holding opposing batters to a .243 average...Worked out of the bullpen a majority of the time during his collegiate career before becoming Alabama's Friday night starter in 2015. **SIGNED BY:** Eric Robinson

YEAR	CLUB	W	L	ERA	G	GS	CG	SHO	SV	IP	H	R	ER	HR	HB	BB	SO	SO/9	WP	BK	BAA
2015	GCL Nationals	1	0	0.00	2	1	0	0	0	5.0	1	0	0	0	0	3	7	12.6	1	0	.063
	Auburn	2	3	3.88	11	10	0	0	0	51.0	62	26	22	0	1	9	31	5.5	4	0	.307
2016	Hagerstown	5	2	3.61	28	13	0	0	1	107.1	126	61	43	6	4	27	99	8.3	5	0	.292
2017	Potomac	4	5	5.89	23	15	0	0	0	99.1	128	72	65	9	5	24	78	7.1	7	0	.317
2018	Potomac	1	0	2.52	28	0	0	0	0	35.2	34	11	10	0	5	15	35	8.8	2	0	.248
<b>MINORS TOTALS</b>		13	10	4.22	92	39	0	0	1	298.1	351	170	140	15	15	78	250	7.5	23	0	.295

### GUILLEN, ANGEL — RHP

**DD AGE:** 22 **HT:** 6-2 **WT:** 150 **BATS:** R **THROWS:** R **BORN:** 1/24/97 Maracay, VEN

**OBTAINED:** Signed as a non-drafted free agent, July 2, 2013.

**CAREER NOTES:** 2018: Named a New York-Penn League mid-season All-Star.

YEAR	CLUB	W	L	ERA	G	GS	CG	SHO	SV	IP	H	R	ER	HR	HB	BB	SO	SO/9	WP	BK	BAA
2013	DID NOT PITCH / Signed Late																				
2014	DSL Nationals	0	0	7.94	5	0	0	0	0	5.2	7	8	5	0	1	4	2	3.2	4	0	.304
2015	DSL Nationals	1	4	6.08	17	1	0	0	1	26.2	32	18	18	2	2	10	37	12.5	0	0	.296
2016	DSL Nationals	4	1	1.67	12	11	0	0	0	54.0	39	17	10	2	2	12	50	8.3	5	0	.205
2017	Auburn	0	3	4.30	5	2	0	0	0	14.2	17	16	7	5	2	2	14	8.6	2	0	.279
	GCL Nationals	2	1	3.42	11	1	0	0	1	23.2	23	9	9	1	0	5	19	7.2	3	0	.264
2018	Auburn	5	2	2.84	15	2	0	0	1	57.0	49	26	18	3	5	15	49	7.7	11	2	.240
<b>MINORS TOTALS</b>		12	11	3.32	65	17	0	0	3	181.2	167	94	67	13	12	48	171	8.3	25	3	.248

### HANSACK, TRISTAN — OF

**DD AGE:** 18 **HT:** 5-11 **WT:** 150 **BATS:** R **THROWS:** R **BORN:** 10/15/00 Laguna de Perlas, NIC

**OBTAINED:** Signed as a non-drafted free agent, July 5, 2017.

YEAR	CLUB	AVG	G	AB	R	H	TB	2B	3B	HR	RBI	SH	SF	HP	BB	SO	SB	CS	OBP	SLG	OPS	E
2017	DID NOT PLAY / Signed Late																					
2018	DSL Nationals	.211	32	95	20	20	27	1	3	0	4	0	0	0	13	17	7	2	.306	.284	.590	2
<b>MINORS TOTALS</b>		.211	32	95	20	20	27	1	3	0	4	0	0	0	13	17	7	2	.306	.284	.590	2

### HARRISON, KAINOA JOHN (KJ) — 1B/C

**DD AGE:** 22 **HT:** 6-2 **WT:** 205 **BATS:** R **THROWS:** R **BORN:** 8/11/96 Honolulu, HI **SCHOOL:** Oregon State University

**OBTAINED:** Acquired from Milwaukee along with INF Gilbert Lara in exchange for LHP Gio Gonzalez, Aug. 31, 2018.

**CAREER NOTES:** 2018: Appeared at first base (54 G) and catcher (26 G)...Was tied for fifth in the Midwest League with 29 doubles...Was acquired by the Nationals at the end of the Minor League season...Did not appear in a game in Washington's chain...Entered the season rated by Baseball America as the No. 16 prospect and by MLB.com as the No. 29 prospect in Milwaukee's Minor League system. 2017: Hit .308 with 14 doubles, 10 homers, 33 RBI, 23 walks and 38 runs scored in 48 games for Rookie-level Helena. **COLLEGE:** Was selected by Milwaukee in the third round of the 2017 First-Year Player Draft...Played three seasons at Oregon State University...Was three time All-Pac-12 Conference First Team...Was the Pac-12 Freshman of the Year...Was selected in the 25th round of the 2014 MLB First-Year Player Draft by the Cleveland Indians, but did not sign...His father, Kenny, played baseball at Hawai'i and later professionally in the Pirates and Twins system as well as in Japan. **SIGNED BY:** Shawn Whalen (ML)

YEAR	CLUB	AVG	G	AB	R	H	TB	2B	3B	HR	RBI	SH	SF	HP	BB	SO	SB	CS	OBP	SLG	OPS	E
2017	Helena	.308	48	185	38	57	101	14	0	10	33	0	3	3	23	55	0	0	.388	.546	.934	1
2018	Wisconsin	.228	115	417	45	95	160	29	0	12	51	0	5	5	39	147	2	2	.298	.384	.682	3
<b>MINORS TOTALS</b>		.252	163	602	83	152	261	43	0	22	84	0	8	8	62	202	2	2	.326	.434	.760	4

**HELD, SAMUEL — RHP****DD AGE:** 24 **HT:** 6-4 **WT:** 190 **BATS:** R **THROWS:** R **BORN:** 8/24/94 Stockton, CA **SCHOOL:** University of Nevada-Reno**OBTAINED:** Selected in the 29th round of the 2016 First-Year Player Draft.**CAREER NOTES:** 2018: Led Washington's Minor League system (min. 50.0 IP) in walks per 9.0 IP (1.25) and strikeout-to-walk ratio (5.40)...Made seven starts towards the end of the season, going 3-3 with a 3.75 ERA...Struck out 30 batters against just four walks as a starter. 2017: Appeared in 27 games between Single-A Hagerstown and Single-A Potomac...Recorded a 4.93 ERA between the two stops. 2016: Reported to the GCL Nationals following the 2016 Draft...Saw action across three levels of Washington's system in his first professional season...Posted a 1.86 ERA (6 ER/29.0 IP) in 16 games between the GCL, short-season Single-A Auburn and Single-A Hagerstown. **COLLEGE:** Made 19 appearances with four starts in his senior season, posting a 5.17 ERA with a 2-0 record in 38.1 innings pitched...Against top-seeded Fresno State, he started and logged 4.2 innings in Nevada's victory in the Mountain West tournament...Held also accrued a 3.60 ERA in conference play with eight appearances and two starts, only walking nine batters in 38.1 innings pitched...His arm helped lead Nevada to a second place finish in the Mountain West and to its first MW tournament finals appearance in program history. **SIGNED BY:** Everett Stull

YEAR	CLUB	W	L	ERA	G	GS	CG	SHO	SV	IP	H	R	ER	HR	HB	BB	SO	SO/9	WP	BK	BAA
2016	GCL Nationals	0	0	0.00	5	0	0	0	1	8.0	3	0	0	0	0	4	7	7.9	1	0	.111
	Auburn	1	2	3.00	7	0	0	0	0	12.0	14	14	4	0	0	3	8	6.0	1	1	.304
	Hagerstown	0	0	2.00	4	0	0	0	1	9.0	8	2	2	1	1	1	7	7.0	1	0	.242
2017	Hagerstown	2	4	5.29	22	0	0	0	3	32.1	44	24	19	2	2	9	26	7.2	1	0	.319
	Potomac	0	2	3.72	5	0	0	0	0	9.2	7	4	4	0	1	8	7	6.5	4	0	.219
2018	Hagerstown	5	8	4.07	27	7	0	0	1	86.1	88	52	39	5	8	12	65	6.8	9	0	.264
<b>MINORS TOTALS</b>		<b>8</b>	<b>16</b>	<b>3.89</b>	<b>70</b>	<b>7</b>	<b>0</b>	<b>0</b>	<b>6</b>	<b>157.1</b>	<b>164</b>	<b>86</b>	<b>88</b>	<b>8</b>	<b>12</b>	<b>37</b>	<b>120</b>	<b>6.9</b>	<b>17</b>	<b>1</b>	<b>.269</b>

**HERNANDEZ, ALFONSO — LHP****DD AGE:** 19 **HT:** 5-11 **WT:** 200 **BATS:** L **THROWS:** L **BORN:** 8/3/99 Barcelona, VEN**OBTAINED:** Signed as a non-drafted free agent, April 26, 2016.**CAREER NOTES:** 2018: In his first domestic season, went 3-0 with two saves and a 2.31 ERA in 16 games between the GCL Nationals and short-season Single-A Auburn...Struck out 41 batters against just 14 walks.

YEAR	CLUB	W	L	ERA	G	GS	CG	SHO	SV	IP	H	R	ER	HR	HB	BB	SO	SO/9	WP	BK	BAA
2016	DSL Nationals	2	1	1.32	8	0	0	0	0	13.2	3	2	2	0	1	5	14	9.2	0	0	.073
2017	DSL Nationals	1	1	2.10	12	12	0	0	0	55.2	43	17	13	0	5	22	61	9.9	5	1	.216
2018	GCL Nationals	2	0	2.14	13	0	0	0	2	33.2	29	10	8	0	2	8	31	8.3	1	1	.228
	Auburn	1	0	2.77	3	0	0	0	0	13.0	7	4	4	0	2	6	10	6.9	0	1	.152
<b>MINORS TOTALS</b>		<b>6</b>	<b>2</b>	<b>2.08</b>	<b>37</b>	<b>12</b>	<b>0</b>	<b>0</b>	<b>3</b>	<b>117.0</b>	<b>82</b>	<b>33</b>	<b>27</b>	<b>0</b>	<b>11</b>	<b>41</b>	<b>116</b>	<b>8.9</b>	<b>6</b>	<b>3</b>	<b>.199</b>

**HERNANDEZ, DANIEL — INF****DD AGE:** 18 **HT:** 6-0 **WT:** 170 **BATS:** L **THROWS:** R **BORN:** 9/21/00 San Juan de los Morros, VEN**OBTAINED:** Signed as a non-drafted free agent, July 3, 2017.

YEAR	CLUB	AVG	G	AB	R	H	TB	2B	3B	HR	RBI	SH	SF	HP	BB	SO	SB	CS	OBP	SLG	OPS	E
2017	DID NOT PLAY / Signed Late																					
2018	DSL Nationals	.255	58	196	32	50	73	11	3	2	17	1	2	9	25	55	12	3	.362	.372	.735	27
<b>MINORS TOTALS</b>		<b>.255</b>	<b>58</b>	<b>196</b>	<b>32</b>	<b>50</b>	<b>73</b>	<b>11</b>	<b>3</b>	<b>2</b>	<b>17</b>	<b>1</b>	<b>2</b>	<b>9</b>	<b>25</b>	<b>55</b>	<b>12</b>	<b>3</b>	<b>.362</b>	<b>.372</b>	<b>.735</b>	<b>27</b>

**HERNANDEZ, YADIEL — OF****DD AGE:** 31 **HT:** 5-9 **WT:** 185 **BATS:** L **THROWS:** R **BORN:** 10/9/87 Matanzas, CUB**OBTAINED:** Signed as a Minor League free agent, Oct. 1, 2016.**CAREER NOTES:** 2018: Ranked among Nationals Minor Leaguers in home runs (2nd, 18), RBI (3rd, 68) and batting average (9th, .286)...Began the season with Double-A Harrisburg before joining Triple-A Syracuse on May 14...Posted a .369 OBP and a .457 SLG in 124 games between the two stops...Was named an Organization All-Star by MLB Pipeline.com...Following the season, played in 13 games for Estrellas Orientales of the Dominican Winter League. 2017: In his first season in the United States, he ranked among Eastern League hitters in OBP (3rd, .379), walks (7th, 56), and AVG (9th, .292)...His .292 average was good for sixth among Nationals farmhands...Was named Eastern League Player of the Week on Sept. 4...His 12 home runs were a career high...Appeared in both right field (75 G) and left field (37 G). **CAREER:** From 2009-14, played for Cocosrilos de Matanzas of the Cuban National Series (Serie Nacional), breaking into the league as a 21-year-old, more than four years younger than the league average age...Recorded more walks (380) than strikeouts (285) in his career...Was rated by *Baseball America* as the No. 16 Cuban prospect entering 2015...In his most recent season (2014), ranked among Cuban National Series hitters in batting average (2nd, .369), on-base percentage (2nd, .509), OPS (3rd, 1.045), runs scored (T3rd, 64) and doubles (4th, 20) while playing his sixth season for Cocosrilos de Matanzas.

YEAR	CLUB	AVG	G	AB	R	H	TB	2B	3B	HR	RBI	SH	SF	HP	BB	SO	SB	CS	OBP	SLG	OPS	E
2009	Matanzas	.328	75	253	50	83	130	17	3	8	34	2	2	3	39	51	1	0	.421	.514	.935	4
2010	Matanzas	.329	89	307	57	101	144	11	1	10	42	3	5	8	51	47	3	4	.431	.469	.900	5
2011	Matanzas	.330	95	297	66	98	157	23	6	8	67	2	1	5	80	46	1	4	.478	.529	1.006	0
2012	Matanzas	.270	84	293	54	79	116	7	0	10	48	2	2	3	64	56	3	1	.403	.396	.799	2
2013	Matanzas	.323	86	294	52	95	143	18	0	10	69	0	9	4	69	38	3	2	.447	.486	.933	0
2014	Matanzas	.369	85	282	64	104	151	20	3	7	51	0	3	7	77	47	5	4	.509	.535	1.045	4
2015	DID NOT PLAY																					
2016	DID NOT PLAY / Signed Late																					
2017	Harrisburg	.292	120	397	57	116	175	21	1	12	59	3	3	1	56	66	5	2	.379	.441	.820	4
2018	Harrisburg	.315	19	108	17	34	58	3	0	7	22	0	0	1	20	18	2	1	.426	.537	.963	1
	Syracuse	.277	95	325	45	90	140	15	1	11	46	1	1	0	36	88	2	1	.348	.431	.779	2
<b>MINORS TOTALS</b>		<b>.289</b>	<b>244</b>	<b>830</b>	<b>119</b>	<b>240</b>	<b>373</b>	<b>39</b>	<b>1</b>	<b>30</b>	<b>127</b>	<b>4</b>	<b>4</b>	<b>2</b>	<b>112</b>	<b>172</b>	<b>9</b>	<b>4</b>	<b>.373</b>	<b>.449</b>	<b>.823</b>	<b>7</b>
<b>SERIE NACIONAL TOTALS</b>		<b>.324</b>	<b>514</b>	<b>1726</b>	<b>343</b>	<b>560</b>	<b>841</b>	<b>96</b>	<b>13</b>	<b>53</b>	<b>311</b>	<b>9</b>	<b>22</b>	<b>30</b>	<b>380</b>	<b>285</b>	<b>16</b>	<b>15</b>	<b>.449</b>	<b>.487</b>	<b>.937</b>	<b>15</b>

## SCOUTING, RESEARCH & PLAYER DEVELOPMENT

### HILL, BRIGHAM — RHP

**OD AGE:** 23 **HT:** 5-11 **WT:** 190 **BATS:** R **THROWS:** R **BORN:** 7/8/95 Nacogdoches, TX **SCHOOL:** Texas A&M University

**OBTAINED:** Selected in the fifth round of the 2017 First-Year Player Draft.

**CAREER NOTES:** 2019: Enters the season rated as the No. 23 prospect in Washington's system by *Baseball America* and the No. 29 prospect by MLB Pipeline.com. 2018: Went 4-5 with a 3.23 ERA in 12 starts between Single-A Hagerstown and the Gulf Coast League...Tossed his first career shutout on Aug. 5 vs. Hickory (TEX)...Entered the season rated as the No. 17 prospect by *Baseball America* and the No. 20 prospect in Washington's system by MLB.com. 2017: Began his professional career with short-season Single-A Auburn before being promoted to Single-A Hagerstown on Aug. 2. **COLLEGE:** As the team's Friday starter, Hill posted a 3.18 ERA in 96.1 innings (16 starts), leading the Aggies to the school's sixth appearance in the College World Series...Named to the SEC All-Defensive team in 2017...Also received recognition for his 2016 sophomore campaign, as he was named to the All-America second team by *Baseball America*, and third team by the National Collegiate Baseball Writers Association. **SIGNED BY:** Tyler Wilt

YEAR	CLUB	W	L	ERA	G	GS	CG	SHO	SV	IP	H	R	ER	HR	HB	BB	SO	SO/9	WP	BK	BAA
2017	Auburn	0	1	2.63	4	3	0	0	0	13.2	12	7	4	0	0	3	9	5.9	1	0	.214
	Hagerstown	0	1	6.07	6	6	0	0	0	29.2	41	22	20	4	3	5	30	9.1	7	0	.318
2018	Hagerstown	4	3	3.08	10	10	1	1	0	49.2	46	22	17	0	4	18	35	6.3	5	0	.250
	GCL Nationals	0	2	4.50	2	2	0	0	0	6.0	8	4	3	0	2	4	5	7.5	1	0	.348
<b>MINORS TOTALS</b>		4	7	4.00	22	21	1	1	0	99.0	107	55	44	4	9	30	79	7.2	14	0	.273

### HIRALDO, ABRAHAM — RHP

**OD AGE:** 20 **HT:** 6-0 **WT:** 171 **BATS:** R **THROWS:** R **BORN:** 10/7/98 Santo Domingo, DOM

**OBTAINED:** Signed as a non-drafted free agent, May 31, 2018.

**CAREER NOTES:** **SIGNED BY:** Modesto Ulloa

YEAR	CLUB	W	L	ERA	G	GS	CG	SHO	SV	IP	H	R	ER	HR	HB	BB	SO	SO/9	WP	BK	BAA
2018	DSL Nationals	4	3	3.65	12	7	0	0	0	44.1	35	27	18	2	3	27	55	11.2	12	0	.212
<b>MINORS TOTALS</b>		4	3	3.65	12	7	0	0	0	44.1	35	27	18	2	3	27	55	11.2	12	0	.212

### HIRALDO, BERNARDO — RHP

**OD AGE:** 18 **HT:** 6-2 **WT:** 160 **BATS:** R **THROWS:** R **BORN:** 5/20/00 Cotui, DOM

**OBTAINED:** Signed as a non-drafted free agent, July 2, 2018.

YEAR	CLUB	W	L	ERA	G	GS	CG	SHO	SV	IP	H	R	ER	HR	HB	BB	SO	SO/9	WP	BK	BAA
2018	DID NOT PITCH / Signed Late																				

### HOWARD, HAYDEN — LHP

**OD AGE:** 25 **HT:** 6-5 **WT:** 193 **BATS:** R **THROWS:** L **BORN:** 3/26/94 Carrollton, TX **SCHOOL:** Texas Tech University

**OBTAINED:** Selected in the 12th round of the 2016 First-Year Player Draft.

**CAREER NOTES:** 2018: Spent the entire season at Single-A Potomac...Went 3-1 with a 2.87 ERA in 35 outings...Held left-handed batters to a .193 batting average with 34 strikeouts and just eight walks. 2017: Spent the entire season with Single-A Hagerstown...Posted a 2.82 ERA and five saves in 29 relief appearances...28 of his 29 appearances were at least one inning...From May 21 through the end of the season, posted a 1.05 ERA (6 ER/51.2 IP) in 21 relief outings...Did not allow a home run during that stretch. 2016: Reported to the GCL Nationals following the 2016 Draft...Was promoted to short-season Single-A Auburn on July 11. **COLLEGE:** In his first season at Texas Tech, went 9-3 with eight saves and a 2.39 ERA in 33 appearances (one start)...Played junior college ball at Seward (KS) Community College in 2013 and 2015, while redshirting at Texas A&M in 2014...In his freshman year at Seward Community College, Howard posted an 8-3 record with a 1.69 ERA...His 1.69 ERA is the second lowest ERA in Seward history...In 2015, as a redshirt sophomore, Howard led the team with 80 strikeouts in 13 starts...Was originally selected by Oakland in the 39th round of the 2013 First-Year Player Draft. **SIGNED BY:** Ed Gustafson

YEAR	CLUB	W	L	ERA	G	GS	CG	SHO	SV	IP	H	R	ER	HR	HB	BB	SO	SO/9	WP	BK	BAA
2016	GCL Nationals	1	0	0.00	1	0	0	0	0	2.0	0	0	0	0	0	1	2	9.0	0	0	.000
	Auburn	0	2	5.06	11	0	0	0	0	21.1	28	13	12	1	0	9	12	3.8	1	0	.322
2017	Hagerstown	4	2	2.95	31	2	0	0	5	76.1	77	38	25	6	3	23	74	8.7	6	0	.253
2018	Potomac	3	1	2.87	35	0	0	0	1	62.2	56	24	20	4	1	24	61	8.8	3	0	.242
<b>MINORS TOTALS</b>		8	5	3.16	78	2	0	0	6	162.1	161	75	57	11	4	57	149	8.3	10	0	.256

### HOWELL, JACOB — RHP

**OD AGE:** 23 **HT:** 6-3 **WT:** 190 **BATS:** R **THROWS:** R **BORN:** 8/9/05 Orange, TX **SCHOOL:** Delta State (MS) University

**OBTAINED:** Selected in the 21st round of the 2016 First-Year Player Draft.

**CAREER NOTES:** 2016: Reported to the GCL following the 2016 Draft...Was promoted to short-season Single-A Auburn on June 27 and to Single-A Hagerstown on July 5. **COLLEGE:** In his first season at Delta State, Howell went 1-3 in 18 appearances as a reliever...He struck out 45 and walked 15 in 34.1 innings during the season...Transferred to Delta State from Angelina (TX) Junior College, where he had a 5-3 record as a starter...In 14 starts his sophomore season, Howell threw two complete games and struck out 71 batters in 86 innings, while only walking 23. **SIGNED BY:** Eric Robinson

YEAR	CLUB	W	L	ERA	G	GS	CG	SHO	SV	IP	H	R	ER	HR	HB	BB	SO	SO/9	WP	BK	BAA
2016	GCL Nationals	0	0	0.00	1	0	0	0	0	1.2	0	0	0	0	0	0	1	5.4	0	0	.000
	Auburn	1	0	0.00	2	0	0	0	0	5.0	2	0	0	0	0	6	10.8	0	0	0	.118
	Hagerstown	1	1	4.57	8	0	0	0	0	21.2	20	11	11	1	0	7	15	6.2	5	0	.238
2017	Hagerstown	0	1	9.72	5	0	0	0	0	8.1	12	9	9	1	1	7	9	9.7	1	0	.333
2018	DID NOT PITCH / Injured																				
<b>MINORS TOTALS</b>		2	2	4.91	16	0	0	0	0	36.2	34	20	20	2	1	14	31	7.6	6	0	.241

### HURTADO, JORGE — OF

**OD AGE:** 18 **HT:** 6-1 **WT:** 165 **BATS:** R **THROWS:** R **BORN:** 10/15/00 Aragua, VEN

**OBTAINED:** Signed as a non-drafted free agent, July 3, 2017.

YEAR	CLUB	AVG	G	AB	R	H	TB	2B	3B	HR	RBI	SH	SF	HP	BB	SO	SB	CS	OBP	SLG	OPS	E	
2017	DID NOT PLAY / Signed Late																						
2018	DSL Nationals	.277	54	195	27	54	85	11	7	2	43	0	3	3	16	60	3	3	.336	.436	.772	7	
<b>MINORS TOTALS</b>		.277	54	195	27	54	85	11	7	2	43	0	3	3	16	60	3	3	.336	.436	.772	7	

**INFANTE, DARLY — LHP****DD AGE:** 22 **HT:** 6-2 **WT:** 185 **BATS:** L **THROWS:** L **BORN:** 10/20/96 Bajos De Haina, DOM**OBTAINED:** Signed as a non-drafted free agent, March 12, 2016.

YEAR	CLUB	W	L	ERA	G	GS	CG	SHO	SV	IP	H	R	ER	HR	HB	BB	SO	SO/9	WP	BK	BAA
2016	DSL Nationals	1	4	2.94	12	12	0	0	0	49.0	54	26	16	2	6	19	52	9.6	9	3	.281
2017	GCL Nationals	0	2	4.43	13	0	0	0	0	22.1	17	17	11	1	1	14	26	10.5	5	2	.205
2018																					
										DID NOT PLAY / Injured											
<b>MINORS TOTALS</b>		1	6	3.41	25	12	0	0	0	71.1	71	43	27	3	7	33	78	9.8	14	5	.258

**IRVIN, JAKE — RHP****DD AGE:** 22 **HT:** 6-6 **WT:** 225 **BATS:** R **THROWS:** R **BORN:** 2/18/97 Edina, MN **SCHOOL:** University of Oklahoma**OBTAINED:** Selected in the fourth round of the 2018 First-Year Player Draft.

**CAREER NOTES:** **2019:** Enters the season rated by *Baseball America* as Washington's No. 10 prospect and by MLB Pipeline.com as Washington's No. 17 prospect. **2018:** Posted a 1.74 ERA and a .211 opp. AVG in 11 games (seven starts) between the GCL Nationals and short-season Single-A Auburn...Began the season in the GCL before being promoted to Auburn on Aug. 19. **COLLEGE:** Was a three-year starter for the Sooners...Went 6-2 with a 3.41 ERA (36 ER/95.0 IP) and 115 strikeouts in 16 starts in 2018...Was named first-team All-Big 12. **SIGNED BY:** Ed Gustafson

YEAR	CLUB	W	L	ERA	G	GS	CG	SHO	SV	IP	H	R	ER	HR	HB	BB	SO	SO/9	WP	BK	AVG
2018	GCL Nationals	1	0	1.42	7	3	0	0	0	12.2	10	6	2	0	0	3	9	6.4	0	0	.213
	Auburn	0	0	2.25	4	4	0	0	0	8.0	6	2	2	0	0	4	6	6.8	0	0	.207
<b>MINORS TOTALS</b>		1	0	1.74	11	7	0	0	0	20.2	16	8	4	0	0	7	15	6.5	0	0	.211

**ISTLER, ANDREW — RHP****DD AGE:** 26 **HT:** 5-11 **WT:** 180 **BATS:** R **THROWS:** R **BORN:** 9/18/92 Toledo, OH **SCHOOL:** Duke (NC) University**OBTAINED:** Acquired from LAD in exchange for RHP Ryan Madson, Aug. 31, 2018.

**CAREER NOTES:** **2018:** Did not pitch in Washington's organization following the trade...Went 4-4 with a 2.37 ERA in 41 games (one start) between three levels of Los Angeles' Minor League system...Recorded 73 strikeouts against 19 walks (3.84 SO/BB), a 0.89 WHIP and held opposing batters to a .188 batting average...Of his 40 relief appearances, 30 were longer than one inning. **2017:** Spent the entire season at Single-A Rancho Cucamonga...Was named California League mid-season All-Star. **2015:** Appeared in 22 games during his first professional season.

YEAR	CLUB	W	L	ERA	G	GS	CG	SHO	SV	IP	H	R	ER	HR	HB	BB	SO	SO/9	WP	BK	BAA
2015	Ogden	2	1	8.38	22	1	0	0	1	29.0	49	27	27	1	0	12	25	7.8	2	1	.377
2016	Ogden	0	0	1.04	7	0	0	0	1	8.2	6	4	1	0	0	3	8	8.3	2	0	.188
2016	Great Lakes	0	0	0.96	11	0	0	0	1	18.2	11	3	2	0	1	2	21	10.1	0	0	.167
2017	Rancho Cucamonga4	6	4	4.28	47	0	0	0	14	61.0	72	30	29	4	1	16	67	9.9	6	1	.303
2018	Rancho Cucamonga0	0	2	6.50	10	0	0	0	1	17.0	8	7	5	1	0	4	20	10.6	4	0	.136
	Tulsa	4	4	2.53	29	1	0	0	1	57.0	42	21	16	1	1	13	46	7.3	0	1	.212
	Oklahoma City	0	0	0.00	2	0	0	0	0	5.2	2	0	0	0	2	2	7	11.1	0	0	.105
<b>MINORS TOTALS</b>		10	11	3.65	128	2	0	0	19	197.0	190	92	80	7	5	52	194	8.9	14	3	.256

**JAMESON, CHARLS — RHP****DD AGE:** 18 **HT:** 6-1 **WT:** 175 **BATS:** R **THROWS:** R **BORN:** 1/27/01 Falcon, VEN**OBTAINED:** Signed as a non-drafted free agent, July 3, 2017.

YEAR	CLUB	W	L	ERA	G	GS	CG	SHO	SV	IP	H	R	ER	HR	HB	BB	SO	SO/9	WP	BK	BAA
2017																					
										DID NOT PITCH / Signed Late											
2018	DSL Nationals	1	2	0.31	17	0	0	0	2	29.0	25	4	1	0	1	8	18	5.6	5	0	.236
<b>MINORS TOTALS</b>		1	2	0.31	17	0	0	0	2	29.0	25	4	1	0	1	8	18	5.6	5	0	.236

**JIMENEZ, JOSE — LHP****DD AGE:** 22 **HT:** 6-1 **WT:** 190 **BATS:** L **THROWS:** L **BORN:** 12/7/96 San Cristobal, DOM**OBTAINED:** Signed as a non-drafted free agent, July 2, 2013.

YEAR	CLUB	W	L	ERA	G	GS	CG	SHO	SV	IP	H	R	ER	HR	HB	BB	SO	SO/9	WP	BK	BAA
2013																					
										DID NOT PITCH / Signed Late											
2014	DSL Nationals	0	0	0.00	1	0	0	0	0	1.0	1	0	0	0	0	1	9.0	0	0	0	.250
2015	DSL Nationals	1	1	5.92	18	0	0	0	1	24.1	33	23	16	0	1	15	19	7.0	8	0	.333
2016	DSL Nationals	2	4	3.25	20	0	0	0	5	36.0	44	22	13	0	0	12	24	6.0	1	0	.289
2017	GCL Nationals	3	0	1.35	15	0	0	0	2	26.2	25	9	4	1	2	5	11	3.7	1	1	.248
2018	GCL Nationals	1	2	6.75	8	0	0	0	0	12.0	18	12	9	2	2	2	8	6.0	1	0	.321
<b>MINORS TOTALS</b>		7	7	3.78	62	0	0	0	8	100.0	121	66	42	3	5	34	63	5.7	11	1	.294

**JIMENEZ, LUIS — RHP****DD AGE:** 17 **HT:** 6-2 **WT:** 165 **BATS:** R **THROWS:** R **BORN:** 7/6/01 Puerto Plata, DOM**OBTAINED:** Signed as a non-drafted free agent, July 2, 2018.**CAREER NOTES:** **SIGNED BY:** Modesto Ulloa

YEAR	CLUB	W	L	ERA	G	GS	CG	SHO	SV	IP	H	R	ER	HR	HB	BB	SO	SO/9	WP	BK	BAA
2018																					
										DID NOT PITCH / Signed Late											

## SCOUTING, RESEARCH & PLAYER DEVELOPMENT

### JOHNSON, JARED — LHP

**DD AGE:** 23 **HT:** 6-4 **WT:** 185 **BATS:** L **THROWS:** L **BORN:** 9/1/95 West Palm Beach, FL **SCHOOL:** Palm Beach State (FL) College

**OBTAINED:** Selected in the 17th round of the 2017 First-Year Player Draft.

**CAREER NOTES:** 2017: Made his professional debut with the GCL Nationals out of the bullpen on July 28...Began his career with a 9.0 inning scoreless streak over five games, before allowing one run on July 17...Was promoted to short-season Single-A Auburn on July 30. **COLLEGE:** Tossed 69.1 innings in his only season, compiling a 6-3 record and a 3.38 ERA with 77 strikeouts. **SIGNED BY:** Alex Morales

YEAR	CLUB	W	L	ERA	G	GS	CG	SHO	SV	IP	H	R	ER	HR	HB	BB	SO	SO/9	WP	BK	BAA
2017	GCL Nationals	1	1	0.64	7	2	0	0	1	14.0	8	1	1	0	1	3	14	9.0	1	0	.167
	Auburn	1	2	5.23	11	1	0	0	1	20.2	26	12	12	1	0	13	15	6.5	2	0	.317
2018	Hagerstown	0	2	5.01	17	0	0	0	1	32.1	34	20	18	2	4	23	25	7.0	5	0	.281
<b>MINORS TOTALS</b>		<b>2</b>	<b>5</b>	<b>4.16</b>	<b>35</b>	<b>3</b>	<b>0</b>	<b>0</b>	<b>3</b>	<b>67.0</b>	<b>68</b>	<b>33</b>	<b>31</b>	<b>3</b>	<b>5</b>	<b>39</b>	<b>54</b>	<b>7.3</b>	<b>8</b>	<b>0</b>	<b>.271</b>

### JOHNSTON, KYLE — RHP

**DD AGE:** 22 **HT:** 6-0 **WT:** 205 **BATS:** R **THROWS:** R **BORN:** 7/17/96 Flower Mound, TX **SCHOOL:** University of Texas

**OBTAINED:** Selected in the sixth round of the 2017 First-Year Player Draft.

**CAREER NOTES:** 2019: Enters the season rated as the No. 22 prospect in Washington's system by *Baseball America* and the No. 19 prospect by MLB Pipeline.com. 2018: Went 7-5 with a 4.12 ERA in 26 games (16 starts) between Single-A Hagerstown and Single-A Potomac...Entered the season rated as the No. 22 prospect in Washington's system by *Baseball America* and MLB.com. 2017: Made one appearance with the GCL Nationals, tossing two hitless relief innings in his professional debut at GCL Cardinals on June 29...On July 3, he was promoted to short-season Single-A Auburn where he finished the season. **COLLEGE:** Was featured as both a starter and closer for the Longhorns in his junior season, compiling a 3-2 record and 3.56 ERA in 17 appearances (14 starts) while adding two saves...Was impressive in the 2016 California Collegiate League, going 4-1 with a 1.89 ERA and 54 strikeouts while allowing only 34 hits in 52 innings. **SIGNED BY:** Tyler Wilt

YEAR	CLUB	W	L	ERA	G	GS	CG	SHO	SV	IP	H	R	ER	HR	HB	BB	SO	SO/9	WP	BK	BAA
2017	GCL Nationals	0	0	0.00	1	0	0	0	0	2.0	0	0	0	0	0	2	1	4.5	0	0	.000
	Auburn	0	2	3.43	14	7	0	0	0	44.2	41	21	17	2	3	23	32	6.4	4	0	.241
2018	Hagerstown	2	3	3.42	18	7	0	0	2	55.1	50	27	21	3	5	25	59	9.6	2	1	.238
	Potomac	5	2	4.94	10	9	0	0	0	47.1	41	30	26	4	2	28	37	7.0	4	1	.237
<b>MINORS TOTALS</b>		<b>7</b>	<b>7</b>	<b>3.86</b>	<b>43</b>	<b>23</b>	<b>0</b>	<b>0</b>	<b>2</b>	<b>149.1</b>	<b>132</b>	<b>78</b>	<b>64</b>	<b>9</b>	<b>10</b>	<b>78</b>	<b>129</b>	<b>7.8</b>	<b>6</b>	<b>2</b>	<b>.237</b>

### JOSEPH, DIDNY — OF

**DD AGE:** 18 **HT:** 6-3 **WT:** 165 **BATS:** L **THROWS:** L **BORN:** 9/23/00 La Romana, DOM

**OBTAINED:** Signed as a non-drafted free agent, Sept. 24, 2017.

YEAR	CLUB	AVG	G	AB	R	H	TB	2B	3B	HR	RBI	SH	SF	HP	BB	SO	SB	CS	OBP	SLG	OPS	E
2017	DID NOT PLAY / Signed Late																					
2018	DSL Nationals	.164	23	73	8	12	14	2	0	0	6	0	0	2	5	27	3	1	.238	.192	.429	6
<b>MINORS TOTALS</b>		<b>.164</b>	<b>23</b>	<b>73</b>	<b>8</b>	<b>12</b>	<b>14</b>	<b>2</b>	<b>0</b>	<b>0</b>	<b>6</b>	<b>0</b>	<b>0</b>	<b>2</b>	<b>5</b>	<b>27</b>	<b>3</b>	<b>1</b>	<b>.238</b>	<b>.192</b>	<b>.429</b>	<b>6</b>

### KARP, ANDREW — RHP

**DD AGE:** 23 **HT:** 6-1 **WT:** 204 **BATS:** R **THROWS:** R **BORN:** 9/30/95 Winter Garden, FL **SCHOOL:** Florida State University

**OBTAINED:** Selected in the sixth round of the 2018 First-Year Player Draft.

**CAREER NOTES:** 2018: Went 0-1 with a 2.25 ERA in six games (four starts) between the GCL Nationals and short-season Single-A Auburn. **COLLEGE:** Went 8-4 with a 3.97 ERA (36 ER/81.2 IP) with 97 strikeouts in 16 games (15 starts) in 2018. **SIGNED BY:** Alan Marr

YEAR	CLUB	W	L	ERA	G	GS	CG	SHO	SV	IP	H	R	ER	HR	HB	BB	SO	SO/9	WP	BK	AVG
2018	GCL Nationals	0	1	3.00	5	3	0	0	0	9.0	10	4	3	1	0	3	9	9.0	1	0	.278.
	Auburn	0	0	0.00	1	1	0	0	0	3.0	1	0	0	0	0	2	6.0	0	0	0	.100
<b>MINORS TOTALS</b>		<b>0</b>	<b>1</b>	<b>2.25</b>	<b>6</b>	<b>4</b>	<b>0</b>	<b>0</b>	<b>0</b>	<b>12.0</b>	<b>11</b>	<b>4</b>	<b>3</b>	<b>1</b>	<b>0</b>	<b>3</b>	<b>11</b>	<b>8.3</b>	<b>1</b>	<b>0</b>	<b>.239</b>

### KELLER, ALEC — OF

**DD AGE:** 26 **HT:** 6-2 **WT:** 200 **BATS:** L **THROWS:** R **BORN:** 5/13/92 Richmond, VA **SCHOOL:** Princeton (NJ) University

**OBTAINED:** Selected in the 17th round of the 2014 First-Year Player Draft.

**CAREER NOTES:** 2018: Ranked first among Nationals Minor Leaguers (min. 200 AB) with a .337 batting average between Single-A Potomac and Double-A Harrisburg...Was named Carolina League Player of the Week on June 10...Was named an Organization All-Star by MLB Pipeline.com. 2016: Ranked seventh among Nationals farmhands and ninth in the Carolina League with a .285 batting average...Led the Potomac Nationals in hits (125) and RBI (63). 2015: Ranked fifth among Nationals farmhands with a .294 batting average...Hit .294 with 22 doubles, six triples, 35 RBI, 11 stolen bases and 59 runs scored in 114 games between Single-A Hagerstown and Single-A Potomac...Was promoted to Potomac on June 30. **COLLEGE:** Was the Ivy League's Player of the Year in 2014 after hitting .327 (48-for-147) with eight doubles, four triples, two home runs, 19 RBI, 20 runs scored and seven stolen bases...His .327 average led the club and ranked second in the Ivy League...Ranked fourth in the league in on-base percentage (.396) and hits (48)...Split time between second base and centerfield...Was a three-time All-Ivy League First-Team selection during his four-year career...Led the Ivy League (.378) in hitting during his junior season...Is a native of Richmond, VA where he attended Douglas Freeman High School. **SIGNED BY:** John Malzone

YEAR	CLUB	AVG	G	AB	R	H	TB	2B	3B	HR	RBI	SH	SF	HP	BB	SO	SB	CS	OBP	SLG	OPS	E
2014	Auburn	.100	2	10	0	1	1	0	0	0	2	0	0	0	1	0	0	.100	.100	.200	0	
2015	Hagerstown	.302	61	245	36	74	97	13	5	0	18	6	1	2	15	38	8	6	.346	.396	.742	0
	Potomac	.283	53	180	23	51	62	9	1	0	17	0	3	0	15	25	3	3	.333	.344	.677	1
2016	Potomac	.285	117	438	57	125	164	20	5	3	63	2	2	1	35	78	14	2	.338	.374	.713	2
2017	Harrisburg	.264	77	288	41	76	102	13	2	3	18	1	0	4	18	60	6	1	.316	.354	.670	1
2018	Potomac	.340	29	100	17	34	45	6	1	1	14	1	3	1	15	12	2	2	.420	.450	.820	0
	Harrisburg	.336	61	223	34	75	99	12	3	2	21	1	1	2	14	30	1	2	.379	.444	.823	2
<b>MINORS TOTALS</b>		<b>.294</b>	<b>400</b>	<b>1484</b>	<b>208</b>	<b>436</b>	<b>570</b>	<b>73</b>	<b>17</b>	<b>9</b>	<b>153</b>	<b>11</b>	<b>10</b>	<b>10</b>	<b>112</b>	<b>244</b>	<b>34</b>	<b>16</b>	<b>.345</b>	<b>.384</b>	<b>.729</b>	<b>6</b>



**KLOBOSITS, GABE — RHP****DD AGE:** 23 **HT:** 6-8 **WT:** 255 **BATS:** L **THROWS:** R **BORN:** 5/16/95 Katy, TX **SCHOOL:** Auburn (AL) University**OBTAINED:** Selected in the 36th round of the 2017 First-Year Player Draft.**CAREER NOTES:** 2019: Enters the season rated as the No. 27 prospect in Washington's system by *Baseball America* and the No. 23 prospect by MLB Pipeline.com. 2018: Went 1-1 with a 2.20 ERA in 11 games for Single-A Potomac. 2017: Began the season with the GCL Nationals before being promoted to short-season Single-A Auburn on July 3 and Single-A Hagerstown on Aug. 27. Recorded a 1.47 ERA (5 ER/30.2 IP) and 10.0 strikeouts/9.0 IP in 20 relief appearances between the three stops. **COLLEGE:** Appeared in 38 games for Auburn University across two seasons, making seven starts...Struck out 64 batters in 77.0 innings off work. **SIGNED BY:** Tyler Wilt

YEAR	CLUB	W	L	ERA	G	GS	CG	SHO	SV	IP	H	R	ER	HR	HB	BB	SO	SO/9	WP	BK	BAA
2017	GCL Nationals	1	0	0.00	2	0	0	0	0	4.0	3	1	0	0	0	1	5	11.3	1	0	.214
	Auburn	0	0	1.66	15	0	0	0	0	21.2	19	4	4	0	1	6	18	7.5	3	0	.244
	Hagerstown	0	0	1.80	3	0	0	0	1	5.0	1	1	1	0	0	1	11	19.8	1	0	.063
2018	Potomac	1	1	2.20	11	0	0	0	1	16.1	14	9	4	0	2	11	18	9.9	2	0	.226
<b>MINORS TOTALS</b>		2	1	1.72	31	0	0	0	7	47.0	37	15	9	0	3	19	52	10.0	7	0	.218

**LARA, GILBERT — INF****DD AGE:** 21 **HT:** 6-4 **WT:** 198 **BATS:** R **THROWS:** R **BORN:** 10/30/97 Bani, DOM**OBTAINED:** Acquired from Milwaukee along with INF/C KJ Harrison in exchange for LHP Gio Gonzalez, Aug. 31, 2018.**CAREER NOTES:** 2018: Did not appear in Washington's system following the trade...Hit .249 with 26 doubles, two triples, five homers, 46 RBI, 18 walks and 45 runs scored in 115 games for Single-A Wisconsin. 2017: Missed time after being placed on the 60-Day DL on July 21 with a broken right ankle. 2016: Entered the season as the No. 5 prospect in the Brewers organization according to *Baseball America*. 2015: Entered the season as the sixth-best prospect in the Brewers organization according to *Baseball America*...Was signed by Milwaukee as a non-drafted free agent, July 20, 2014. **SIGNED BY:** Julio De La Cruz (ML)

YEAR	CLUB	AVG	G	AB	R	H	TB	2B	3B	RBI	SH	SF	HP	BB	SO	SB	CS	OBP	SLG	OPS	E	
2015	AZL Brewers	.248	51	202	29	50	67	4	5	1	25	0	1	2	9	41	3	3	.285	.332	.617	13
	Helena	.205	12	44	2	9	12	3	0	0	5	0	0	0	5	12	0	0	.286	.273	.559	2
2016	Helena	.250	59	228	30	57	73	10	0	2	28	0	3	3	12	59	2	1	.293	.320	.613	17
2017	Wisconsin	.193	67	223	18	43	60	6	1	3	22	0	1	1	9	79	0	0	.226	.269	.495	17
	Helena	.500	1	4	0	2	2	0	0	1	0	0	0	0	1	0	0	0	.500	.500	1.000	0
2018	Wisconsin	.249	115	430	45	107	152	26	2	5	46	0	2	2	18	94	1	2	.281	.353	.634	10
<b>MINORS TOTALS</b>		.237	305	1131	124	268	366	49	8	11	127	0	7	8	53	286	6	6	.274	.324	.589	59

**LEE, ANDREW — RHP****DD AGE:** 25 **HT:** 6-5 **WT:** 225 **BATS:** L **THROWS:** R **BORN:** 12/2/93 Knoxville, TN **SCHOOL:** University of Tennessee**OBTAINED:** Selected in the 11th round of the 2015 First-Year Player Draft.**CAREER NOTES:** 2018: Began the season as a reliever before converting to starter for his final 10 games...Went 2-3 with a 4.27 ERA and a .158 opp. AVG in 10 starts...Went 2-2 with a 4.29 ERA and a .186 opp. AVG in 10 relief outings. 2016: Did not allow his first professional home run until his eighth start of the season, May 16 vs. Lakewood (PHI)...Made 11 starts before being placed on the disabled list with a right elbow strain, ending his season. 2015: Went 5-1 with a 1.63 ERA in 10 games (five starts) between three levels of Washington's Minor League system...Posted a 10.9 SO/9.0 IP ratio...Tossed 22.1 scoreless innings spanning his first 12 professional appearances, allowing his first earned run on Aug. 21...The other six runs came in his last start of the season...Made 11 appearances out of the bullpen before making five starts from Aug. 16-Sept. 6. **COLLEGE:** Led the Volunteers with nine saves, going 4-2 with a 2.67 ERA (8 ER/27.0 IP) in 21 appearances out of the bullpen...Struck out 32 and walked just five...Also hit .306 with 10 doubles, two triples, nine home runs, 31 RBI and 22 runs scored in 41 games at first base...Nine home runs were second on the club. **SIGNED BY:** Marc Baca

YEAR	CLUB	W	L	ERA	G	GS	CG	SHO	SV	IP	H	R	ER	HR	HB	BB	SO	SO/9	WP	BK	BAA
2015	GCL Nationals	1	0	0.00	1	0	0	0	0	1.0	0	0	0	0	0	1	9.0	0	0	0	.000
	Auburn	1	0	0.00	5	0	0	0	0	8.1	5	0	0	0	0	1	12	13.0	0	0	.172
	Hagerstown	3	1	2.15	10	5	0	0	0	29.1	18	8	7	0	1	9	34	10.4	4	0	.171
2016	Hagerstown	2	2	3.71	11	11	0	0	0	51.0	45	25	21	1	4	18	46	8.1	6	0	.243
2017	GCL Nationals	0	0	0.00	1	1	0	0	0	1.2	0	0	0	0	0	1	1	5.4	0	0	.000
2018	Hagerstown	4	5	4.28	20	10	0	0	0	67.1	39	38	32	4	1	57	86	11.5	10	0	.166
<b>MINORS TOTALS</b>		11	8	3.40	48	27	0	0	0	158.2	107	71	60	5	6	86	180	10.2	20	0	.190

**LEE, EVAN — LHP****DD AGE:** 21 **HT:** 6-1 **WT:** 200 **BATS:** L **THROWS:** L **BORN:** 6/18/97 Bryant, AR **SCHOOL:** University of Arkansas-Fayetteville**OBTAINED:** Selected in the 15th round of the 2018 First-Year Player Draft.**CAREER NOTES:** 2018: Spent his first professional season with the GCL Nationals. **COLLEGE:** A two-way player, he appeared in 18 games as an outfielder in 2018, hitting .300 (15-for-50) with two doubles, three home runs and 15 RBI...He made 15 appearances as a pitcher and finished the 2018 season 4-3 with a 5.00 ERA (10 ER/18 IP), with 14 strikeouts and 10 walk. **SIGNED BY:** Ed Gustafson

YEAR	CLUB	W	L	ERA	G	GS	CG	SHO	SV	IP	H	R	ER	HR	HB	BB	SO	SO/9	WP	BK	AVG
2018	GCL Nationals	0	0	5.40	2	0	0	0	0	1.2	1	1	1	0	0	4	1	5.4	0	0	.167
<b>MINORS TOTALS</b>		0	0	5.40	2	0	0	0	0	1.2	1	1	1	0	0	4	1	5.4	0	0	.167

## SCOUTING, RESEARCH & PLAYER DEVELOPMENT

### LORA, EDWIN — SS

**DD AGE:** 23 **HT:** 6-1 **WT:** 150 **BATS:** R **THROWS:** R **BORN:** 9/14/95 Santo Domingo, DOM

**OBTAINED:** Signed as a non-drafted free agent, Aug. 28, 2012.

**CAREER NOTES:** **2017:** Entered the season rated as the No. 23 prospect in Washington's system, per *Baseball America*. **2016:** Ranked tied for fifth in the South Atlantic League with 32 doubles...Entered the season rated as the No. 22 prospect in Washington's system, according to *Baseball America* and the No. 24 prospect, per MLB.com.

YEAR	CLUB	AVG	G	AB	R	H	TB	2B	3B	HR	RBI	SH	SF	HP	BB	SO	SB	CS	OBP	SLG	OPS	E
DID NOT PLAY / Signed Late																						
2012	DSL Nationals	.205	55	185	29	38	52	8	0	2	13	2	0	3	18	44	6	4	.286	.281	.567	15
2014	GCL Nationals	.293	52	181	27	53	61	8	0	0	15	6	0	0	11	37	13	6	.333	.337	.670	14
2015	Auburn	.259	38	116	19	30	48	8	2	2	17	6	1	1	6	33	7	0	.298	.414	.712	18
2016	Hagerstown	.231	118	386	56	89	143	32	5	4	42	8	4	8	30	113	23	4	.297	.370	.667	29
2017	Potomac	.229	111	353	49	81	112	18	2	3	27	13	2	7	33	100	12	5	.306	.317	.623	22
2018	Potomac	.180	64	178	20	32	42	10	0	0	15	7	2	6	13	68	4	1	.256	.236	.492	9
<b>MINORS TOTALS</b>		.231	438	1399	200	323	458	84	9	11	129	42	9	25	111	395	65	20	.297	.327	.625	107

### LOWERY, JAKE — C

**DD AGE:** 27 **HT:** 5-10 **WT:** 200 **BATS:** L **THROWS:** R **BORN:** 7/21/90 Richmond, VA **SCHOOL:** James Madison (VA) University

**OBTAINED:** Signed as a Minor League free agent, Dec. 23, 2018.

YEAR	CLUB	AVG	G	AB	R	H	TB	2B	3B	HR	RBI	SH	SF	HP	BB	SO	SB	CS	OBP	SLG	OPS	E
2011	Mahoning Valley	.245	69	253	43	62	105	23	1	6	43	0	2	1	54	56	3	2	.377	.415	.792	7
2012	Carolina	.222	59	203	20	45	66	15	0	2	25	1	1	0	28	71	0	1	.315	.325	.640	8
	Lake County	.248	39	137	25	34	69	10	2	7	28	3	1	0	24	39	1	0	.358	.504	.862	1
2013	Carolina	.195	12	41	4	8	15	2	1	1	5	0	0	0	9	12	0	0	.340	.366	.706	1
	Akron	.275	70	236	22	65	106	21	1	6	28	0	1	0	33	66	0	0	.363	.449	.812	6
2014	Akron	.201	66	219	27	44	72	7	3	5	19	0	4	2	33	71	1	0	.306	.329	.635	7
2015	Akron	.164	50	177	17	29	49	9	1	3	19	1	2	0	19	50	1	1	.242	.277	.519	4
2016	Harrisburg	.000	2	4	1	0	0	0	0	0	1	0	1	0	2	1	0	0	.286	.000	.286	0
	Potomac	.212	17	52	4	11	18	4	0	1	10	0	1	1	11	14	0	0	.354	.346	.700	0
2017	Potomac	.153	19	59	7	9	18	1	1	2	11	0	2	0	8	31	0	0	.246	.305	.551	2
	Harrisburg	.214	19	56	6	12	16	4	0	0	5	0	0	0	10	16	0	0	.333	.286	.619	0
2018	Harrisburg	.317	16	41	8	13	23	1	0	3	14	0	0	0	7	9	0	0	.417	.561	.978	1
	Syracuse	.162	12	37	3	6	8	2	0	0	2	1	0	0	7	13	0	0	.295	.216	.511	0
<b>MINORS TOTALS</b>		.223	450	1515	187	338	565	99	10	36	210	6	15	4	245	449	6	4	.330	.373	.703	37

### MALEY, ALEC — RHP

**DD AGE:** 23 **HT:** 6-1 **WT:** 185 **BATS:** R **THROWS:** R **BORN:** 8/15/1995 Fort Worth, TX **SCHOOL:** University of Kentucky

**OBTAINED:** Selected in the 32nd round of the 2018 First-Year Player Draft.

**CAREER NOTES:** **2018:** Began the season pitching out of the bullpen for the GCL Nationals before being promoted to short-season Single-A Auburn. **COLLEGE:** In 19 games for the Wildcats in 2018 went 1-0 with an 8.20 ERA (17 ER/18.2 IP) with 15 strikeouts and 12 walks. **SIGNED BY:** Brian Cleary

YEAR	CLUB	W	L	ERA	G	GS	CG	SHO	SV	IP	H	R	ER	HR	HB	BB	SO	SO/9	WP	BK	AVG
2018	GCL Nationals	2	0	5.87	6	0	0	0	0	7.2	9	5	5	0	0	3	5	5.9	0	0	.300
	Auburn	0	0	10.13	2	0	0	0	1	2.2	5	3	3	0	1	0	2	6.8	1	0	.385
<b>MINORS TOTALS</b>		2	0	6.97	8	0	0	0	1	10.1	14	8	8	0	1	3	7	6.1	1	0	.326

### MAPES, TYLER — RHP

**DD AGE:** 27 **HT:** 6-2 **WT:** 205 **BATS:** R **THROWS:** R **BORN:** 7/18/91 Plano, TX **SCHOOL:** Tulane (LA) University

**OBTAINED:** Selected in the 30th round of the 2014 First-Year Player Draft.

**CAREER NOTES:** **2018:** Returned to the mound to go 7-3 with a 2.63 ERA in 20 starts between Single-A Potomac and Double-A Harrisburg...Was named a Carolina League mid-season All-Star. **2016:** Recorded four complete games, tied for the most in Minor League Baseball...Led Washington's system and was tied for first in the Eastern League in wins (12)...Ranked third in the Eastern League and fourth among Nationals farmhands in ERA (3.19)...Was named an Eastern League mid-season All-Star and Eastern League Pitcher of the Week on June 19. **2015:** Went 7-3 with one save and a 2.23 ERA in 32 games/eight starts between Single-A Hagerstown and Single-A Potomac...Was promoted to Potomac after just two appearances for Hagerstown...Went 5-1 with a 1.29 ERA (6 ER/42.0 IP) in eight starts...Allowed just one home run as a starting pitcher...Went 2-2 with a 2.96 ERA (18 ER/54.2 IP) in 24 relief appearances...Posted an 8.1 SO/9.0 IP ratio as a reliever. **2014:** Was five-for-five in save opportunities...Posted a 1.14 ERA (3 ER/23.2 IP) in 17 appearances between the GCL Nationals and short-season Single-A Auburn. **COLLEGE:** Posted a team-best 2.20 ERA (20 ER/81.2 IP) while going 5-5 win 13 starts for the Green Wave in 2014...Struck out 59 while walking just 15...Earned Conference USA Pitcher of the Week Honors and was a 2011 NCAA Third-Team All-America at Navarro (TX) College...Began his collegiate career at the U.S. Naval Academy before transferring to Navarro and eventually Tulane. **SIGNED BY:** Tyler Witt

YEAR	CLUB	W	L	ERA	G	GS	CG	SHO	SV	IP	H	R	ER	HR	HB	BB	SO	SO/9	WP	BK	BAA	
2014	GCL Nationals	0	0	0.00	2	0	0	0	0	2.0	1	0	0	0	0	2	9.0	0	0	0	.167	
	Auburn	1	1	1.25	15	0	0	0	5	21.2	20	4	3	1	1	6	14	5.8	0	0	.256	
2015	Hagerstown	1	0	0.00	2	0	0	0	0	6.0	3	0	0	0	0	4	6.0	0	0	0	.136	
2016	Potomac	6	3	2.38	30	8	0	0	1	90.2	94	30	24	3	3	17	71	7.0	5	1	.269	
2016	Harrisburg	12	10	3.19	25	25	4	1	0	155.0	154	61	55	11	10	39	78	4.5	4	1	.263	
DID NOT PITCH / Injured																						
2018	Potomac	6	1	1.76	12	12	1	1	0	66.1	52	14	13	0	2	15	52	7.1	0	0	.218	
	Harrisburg	1	2	3.95	8	8	0	0	0	43.1	48	23	19	3	1	12	34	7.1	6	0	.273	
<b>MINORS TOTALS</b>		27	17	2.66	94	53	5	2	6	385.0	372	132	114	18	17	89	255	6.0	15	2	.255	

**MARINCONZ, KYLE — INF****DD AGE:** 22 **HT:** 5-10 **WT:** 185 **BATS:** L **THROWS:** R **BORN:** 5/24/96 San Jose, CA **SCHOOL:** Cal Poly San Luis Obispo**OBTAINED:** Selected in the 24th round of the 2018 First-Year Player Draft.**CAREER NOTES:** 2018: Began the season with the GCL Nationals before being promoted to short-season Single-A Auburn, hitting .283 (47-for-166) between the two clubs... Was named a New York-Penn League mid-season All-Star. **COLLEGE:** Posted the best numbers of his career in his 2018 junior season, hitting .305 (69-for-226) with 14 doubles, two triples, four home runs and 30 RBI and was named Big West Conference All-Conference Team as a result. **SIGNED BY:** Steve Leavitt

YEAR	CLUB	AVG	G	AB	R	H	TB	2B	3B	HR	RBI	SH	SF	HP	BB	SO	SB	CS	OBP	SLG	OPS	E
2018	GCL Nationals	.250	2	4	0	1	1	0	0	0	0	0	0	0	1	0	0	0	.250	.250	.500	0
	Auburn	.284	45	162	20	46	58	5	2	1	19	0	0	0	18	5	5	1	.356	.358	.714	2
<b>MINORS TOTALS</b>		.283	47	166	20	47	59	5	2	1	19	0	0	0	18	6	5	1	.353	.355	.709	2

**MARQUEZ, JOSE — RHP****DD AGE:** 17 **HT:** 6-6 **WT:** 196 **BATS:** R **THROWS:** R **BORN:** 12/1/01 Cumana, VEN**OBTAINED:** Signed as a non-drafted free agent, Dec. 26, 2018.

YEAR	CLUB	W	L	ERA	G	GS	CG	SHO	SV	IP	H	R	ER	HR	HB	BB	SO	SO/9	WP	BK	BAA	
2018																						

DID NOT PITCH / Signed Late

**MARTE, DANIEL — OF****DD AGE:** 17 **HT:** 6-0 **WT:** 165 **BATS:** R **THROWS:** R **BORN:** 1/14/02 San Cristobal, DOM**OBTAINED:** Signed as a non-drafted free agent, July 2, 2018.**CAREER NOTES:** **SIGNED BY:** Virgilio De Leon

YEAR	CLUB	AVG	G	AB	R	H	TB	2B	3B	HR	RBI	SH	SF	HP	BB	SO	SB	CS	OBP	SLG	OPS	E
2018																						

DID NOT PLAY / Signed Late

**MARTINEZ, ADRIAN — RHP****DD AGE:** 20 **HT:** 6-0 **WT:** 185 **BATS:** R **THROWS:** R **BORN:** 8/2/98 Guayubin, DOM**OBTAINED:** Signed as a non-drafted free agent, April 22, 2016.

YEAR	CLUB	W	L	ERA	G	GS	CG	SHO	SV	IP	H	R	ER	HR	HB	BB	SO	SO/9	WP	BK	BAA
2016	DSL Nationals	1	1	3.86	14	1	0	0	0	37.1	35	20	16	0	4	13	32	7.7	2	0	.252
2017	DSL Nationals	1	1	3.71	6	1	0	0	0	17.0	12	10	7	0	2	7	12	6.4	3	0	.200
2018	DSL Nationals	4	2	2.86	17	0	0	0	2	28.1	28	11	9	1	2	9	33	10.5	0	0	.255
<b>MINORS TOTALS</b>		6	4	3.48	37	2	0	0	2	82.2	75	41	32	1	8	29	77	8.4	5	0	.243

DID NOT PLAY / Signed Late

**MASTERS, DAVID — INF****DD AGE:** 25 **HT:** 6-1 **WT:** 185 **BATS:** R **THROWS:** R **BORN:** 4/23/93 Lake St. Louis, MO **SCHOOL:** Central Arizona Community College**OBTAINED:** Selected in the 14th round of the 2013 First-Year Player Draft.**CAREER NOTES:** 2018: Recorded a career-high 16 doubles. 2017: Set career marks in nearly every offensive category, including home runs (8) and RBI (41). 2016: Clubbed a career-high six home runs. 2015: Hit a career-best .226 with a career-high 13 doubles, one triple, two homers, 37 RBI, 40 walks in 43 runs scored in a career-high 109 games between Single-A Hagerstown and Single-A Potomac. **COLLEGE:** Hit .284 with 12 doubles, three HR, 24 RBI in his first season at Central Arizona Community College... Played his freshman season at the University of Arkansas before transferring to Central Arizona... Saw action in 12 games for the Razorbacks... Signed a National Letter of Intent to play baseball at Missouri State University... Selected in the 50th round of the 2011 First-Year Player Draft by Arizona. **SIGNED BY:** Mitch Sokol

YEAR	CLUB	AVG	G	AB	R	H	TB	2B	3B	HR	RBI	SH	SF	HP	BB	SO	SB	CS	OBP	SLG	OPS	E
2013	Auburn	.183	45	153	11	28	37	7	1	0	8	1	1	5	10	33	0	0	.254	.242	.496	11
2014	Auburn	.292	8	24	4	7	15	2	0	2	3	0	0	1	2	4	0	0	.370	.625	.995	0
	Hagerstown	.182	51	176	25	32	42	8	1	0	10	2	0	5	20	49	4	2	.284	.239	.523	7
2015	Hagerstown	.230	91	296	41	68	87	11	1	2	30	4	2	6	38	64	3	6	.327	.294	.621	21
	Potomac	.207	18	58	2	12	14	2	0	0	7	1	3	0	2	5	0	2	.222	.241	.463	7
2016	Potomac	.174	76	236	27	41	66	5	1	6	33	1	2	5	23	56	1	0	.259	.280	.539	9
2017	Potomac	.241	89	295	40	71	111	14	1	8	41	1	3	3	36	62	0	1	.326	.376	.702	10
2018	Potomac	.239	92	293	50	70	104	16	0	6	32	3	1	6	50	79	0	2	.360	.355	.715	10
<b>MINORS TOTALS</b>		.215	470	1531	200	329	476	65	5	24	164	13	12	31	181	352	8	13	.308	.311	.619	75

**MATIAS, ADDIEL — 3B****DD AGE:** 18 **HT:** 6-1 **WT:** 170 **BATS:** R **THROWS:** R **BORN:** 10/17/00 Villa La Mata, DOM**OBTAINED:** Signed as a non-drafted free agent, July 2, 2017.

YEAR	CLUB	AVG	G	AB	R	H	TB	2B	3B	HR	RBI	SH	SF	HP	BB	SO	SB	CS	OBP	SLG	OPS	E
2017																						
2018	DSL Nationals	.095	36	116	8	11	15	4	0	0	9	0	1	0	14	39	0	0	.191	.129	.320	16
<b>MINORS TOTALS</b>		.095	36	116	8	11	15	4	0	0	9	0	1	0	14	39	0	0	.191	.129	.320	16

DID NOT PLAY / Signed Late

**MATOS, WILFRIDO — SS****DD AGE:** 17 **HT:** 5-11 **WT:** 160 **BATS:** R **THROWS:** R **BORN:** 9/28/00 Jimani, DOM**OBTAINED:** Signed as a non-drafted free agent, July 2, 2017.

YEAR	CLUB	AVG	G	AB	R	H	TB	2B	3B	HR	RBI	SH	SF	HP	BB	SO	SB	CS	OBP	SLG	OPS	E
2017																						
2018	DSL Nationals	.243	45	173	27	42	57	2	5	1	20	1	0	4	5	29	3	4	.280	.329	.610	14
	GCL Nationals	.195	11	41	5	8	8	0	0	0	3	1	1	0	2	12	0	0	.227	.195	.422	4
<b>MINORS TOTALS</b>		.234	56	214	32	50	65	2	5	1	23	2	1	4	7	41	3	4	.270	.304	.574	18

DID NOT PLAY / Signed Late

## SCOUTING, RESEARCH & PLAYER DEVELOPMENT

### MCKINNEY, JEREMY — RHP

**DD AGE:** 24 **HT:** 6-0 **WT:** 190 **BATS:** R **THROWS:** R **BORN:** 12/8/94 Franklin, IN **SCHOOL:** Indiana State University

**OBTAINED:** Selected in the 31st round of the 2017 First-Year Player Draft.

**CAREER NOTES:** 2018: Posted a 1.42 ERA and five saves in 31 games between Single-A Hagerstown and Single-A Potomac...Allowed a .187 opponents batting average (29-for-155). 2017: Made two scoreless appearances (3.0 IP) with the GCL Nationals before being promoted to short-season Single-A Auburn on July 5. **COLLEGE:** Posted a 5-1 record and a 4.09 ERA (25 ER/55.0 IP) in eight starts and fanned 68 batters while holding opposing hitters to a .223 average his junior season...McKinney ranked 32nd in the country with 11.13 strikeouts per 9.0 innings. **SIGNED BY:** Justin Bloxom

YEAR	CLUB	W	L	ERA	G	GS	CG	SHO	SV	IP	H	R	ER	HR	HB	BB	SO	SO/9	WP	BK	BAA
2017	GCL Nationals	0	0	0.00	2	0	0	0	1	3.0	2	0	0	0	0	0	4	12.0	0	0	.182
	Auburn	1	2	6.39	15	0	0	0	2	25.1	34	21	18	5	1	12	29	10.3	2	0	.318
2018	Hagerstown	1	0	0.00	9	0	0	0	1	11.0	7	1	0	0	0	1	17	13.9	0	0	.179
	Potomac	3	4	1.89	22	0	0	0	4	33.1	22	14	7	0	4	19	36	9.7	4	0	.190
<b>MINORS TOTALS</b>		5	6	3.10	48	0	0	0	8	72.2	65	36	25	5	5	32	86	10.7	6	0	.238

### MEJIA, BRYAN — INF

**DD AGE:** 25 **HT:** 6-1 **WT:** 170 **BATS:** S **THROWS:** R **BORN:** 3/2/94 Bani, DOM

**OBTAINED:** Signed as a non-drafted free agent, March 23, 2011.

**CAREER NOTES:** 2018: Tied for third in the Carolina League with 28 doubles. 2016: Collected a career-high 103 hits in a career-high 117 games. 2015: Hit a combined .349 with 21 doubles, nine triples, six home runs, 53 RBI, 15 stolen bases and 37 runs scored in 68 games between short-season Single-A Auburn and Single-A Hagerstown. 2013: In his first domestic professional season, led the Gulf Coast League with seven triples.

YEAR	CLUB	AVG	G	AB	R	H	TB	2B	3B	HR	RBI	SH	SF	HP	BB	SO	SB	CS	OBP	SLG	OPS	E
2011	DSL Nationals	.200	52	160	18	32	53	6	1	23	1	3	1	9	35	4	1	.243	.331	.574	8	
2012	DSL Nationals	.239	55	201	27	48	74	10	8	0	27	1	2	1	11	45	8	4	.279	.368	.647	16
2013	GCL Nationals	.262	44	168	30	44	64	6	7	0	20	2	1	5	3	25	10	2	.294	.381	.675	8
2014	Auburn	.259	45	135	19	35	56	5	5	2	14	1	2	0	5	22	8	2	.282	.415	.697	8
2015	Auburn	.391	6	23	4	9	16	4	0	1	7	0	1	0	0	3	1	0	.375	.696	1.071	2
	Hagerstown	.345	62	238	33	82	132	17	9	5	46	6	1	5	5	30	14	7	.369	.555	.924	13
2016	Potomac	.241	117	427	39	103	148	19	7	4	41	10	4	2	22	98	19	10	.279	.347	.626	26
2017	Potomac	.234	115	385	38	90	123	16	1	5	40	9	3	1	19	104	7	10	.270	.319	.589	22
2018	Potomac	.265	101	388	46	103	149	28	0	6	54	0	5	3	23	81	8	9	.308	.384	.692	12
<b>MINORS TOTALS</b>		.257	597	2125	254	546	815	111	43	24	272	30	22	18	97	463	79	45	.292	.384	.676	115

### MENEZ, RICARDO — OF

**DD AGE:** 19 **HT:** 6-0 **WT:** 155 **BATS:** L **THROWS:** L **BORN:** 1/24/00 Barcelona, VEN

**OBTAINED:** Signed as a non-drafted free agent, July 2, 2016.

YEAR	CLUB	AVG	G	AB	R	H	TB	2B	3B	HR	RBI	SH	SF	HP	BB	SO	SB	CS	OBP	SLG	OPS	E
2016	DID NOT PLAY / Signed Late																					
2017	GCL Nationals	.252	44	151	20	38	51	6	2	1	19	4	0	2	13	43	7	3	.319	.338	.657	2
2018	Auburn	.198	54	172	28	34	43	4	1	1	18	2	1	1	17	41	8	4	.272	.250	.522	2
<b>MINORS TOTALS</b>		.223	98	323	48	72	94	10	3	2	37	6	1	3	30	84	15	7	.294	.291	.585	4

### MERCEDES, EDWIN — C

**DD AGE:** 17 **HT:** 6-1 **WT:** 180 **BATS:** R **THROWS:** R **BORN:** 10/26/01 Santo Domingo, DOM

**OBTAINED:** Signed as a non-drafted free agent, July 2, 2018.

**CAREER NOTES:** **SIGNED BY:** Modesto Ulloa

YEAR	CLUB	AVG	G	AB	R	H	TB	2B	3B	HR	RBI	SH	SF	HP	BB	SO	SB	CS	OBP	SLG	OPS	E
2018	DID NOT PLAY / Signed Late																					

### MERCEDES, JOSE — RHP

**DD AGE:** 18 **HT:** 6-5 **WT:** 178 **BATS:** R **THROWS:** R **BORN:** 6/2/00 La Romana, DOM

**OBTAINED:** Signed as a non-drafted free agent, July 2, 2018.

**CAREER NOTES:** **SIGNED BY:** Modesto Ulloa

YEAR	CLUB	W	L	ERA	G	GS	CG	SHO	SV	IP	H	R	ER	HR	HB	BB	SO	SO/9	WP	BK	BAA	
2018	DID NOT PITCH / Signed Late																					

### MEREGILDO, OMAR — INF

**DD AGE:** 21 **HT:** 6-1 **WT:** 185 **BATS:** R **THROWS:** R **BORN:** 8/18/97 Santo Domingo, DOM

**OBTAINED:** Signed as a non-drafted free agent, Aug. 12, 2014.

**CAREER NOTES:** 2018: Ranked second on the club with seven home runs.

YEAR	CLUB	AVG	G	AB	R	H	TB	2B	3B	HR	RBI	SH	SF	HP	BB	SO	SB	CS	OBP	SLG	OPS	E
2014	DID NOT PLAY / Signed Late																					
2015	DSL Nationals	.202	65	228	31	46	81	24	1	3	25	1	7	11	32	81	4	2	.320	.355	.675	16
2016	GCL Nationals	.149	28	74	7	11	12	1	0	0	4	0	1	0	6	16	2	1	.210	.162	.372	8
2017	Auburn	.214	55	210	26	45	78	7	1	8	18	1	0	3	12	70	0	1	.267	.371	.638	19
2018	Hagerstown	.268	65	228	23	61	101	19	0	7	34	0	4	3	19	70	0	0	.327	.443	.770	8
<b>MINORS TOTALS</b>		.220	213	740	87	163	272	51	2	18	81	2	12	17	69	237	6	4	.297	.368	.665	51

**MILACKI, BOBBY — RHP****OD AGE:** 22 **HT:** 6-2 **WT:** 215 **BATS:** R **THROWS:** R **BORN:** 11/6/1996 Lake Havasu City, AZ **SCHOOL:** Arizona Christian University**OBTAINED:** Selected in the 38th round of the 2018 First-Year Player Draft.**CAREER NOTES:** Went 2-1 with a 3.95 ERA in seven games for the GCL Nationals. **COLLEGE:** Made a team-high 15 starts in his junior season, going 6-5 with a 4.26 ERA (39 ER/82.1 IP) while striking out 87 batters and walking 36...He led the team in innings pitched and strikeouts in 2018. **SIGNED BY:** Mitch Sokol

YEAR	CLUB	W	L	ERA	G	GS	CG	SHO	SV	IP	H	R	ER	HR	HB	BB	SO	SO/9	WP	BK	AVG
2018	GCL Nationals	2	1	3.95	7	0	0	0	1	13.2	16	9	6	0	0	5	9	5.9	0	0	.286
<b>MINORS TOTALS</b>		2	1	3.95	7	0	0	0	1	13.2	16	9	6	0	0	5	9	5.9	0	0	.286

**MILLS, JORDAN — LHP****OD AGE:** 26 **HT:** 6-5 **WT:** 215 **BATS:** L **THROWS:** L **BORN:** 5/11/92 Shingle Springs, CA **SCHOOL:** St. Mary's College of California**OBTAINED:** Signed as a Minor League free agent, Jan. 25, 2017.**CAREER NOTES:** 2018: Went 2-3 with seven saves and a 2.48 ERA in 40 appearances between Single-A Potomac and Double-A Harrisburg...Was named a Carolina League mid-season All-Star...His seven saves ranked third among Nationals farmhands...Appeared in 10 games for the Salt River Rafter's of the Arizona Fall League (1-0, 3.55 ERA). 2017: Went 6-5 with six saves and a 3.62 ERA in a career-high 38 games between Single-A Hagerstown and Single-A Potomac. **COLLEGE:** Was originally selected by the Houston Astros in the 28th round of the 2013 First-Year Player Draft...Attended St. Mary's College (CA). **SIGNED BY:** Brad Budzinski (HOU)

YEAR	CLUB	W	L	ERA	G	GS	CG	SHO	SV	IP	H	R	ER	HR	HB	BB	SO	SO/9	WP	BK	BAA
2013	Greeneville	5	1	2.08	14	6	0	0	2	47.2	36	14	11	2	1	13	43	8.1	3	0	.216
2014	Tri-City	1	2	1.88	21	0	0	0	2	24.0	21	7	5	0	1	9	30	11.3	2	0	.233
	Quad Cities	0	0	5.87	7	0	0	0	0	7.2	6	5	5	2	1	5	9	10.6	0	0	.214
2015	Quad Cities	1	2	2.25	13	0	0	0	2	16.0	15	8	4	0	3	6	13	7.3	1	0	.246
	Lancaster	1	2	3.81	17	0	0	0	2	26.0	30	12	11	2	2	16	22	7.6	0	0	.300
2016	Quebec (IND)	6	0	1.96	44	3	0	0	3	55.0	44	14	12	1	4	20	51	8.3	7	0	—
2017	Hagerstown	4	3	3.03	20	0	0	0	4	29.2	26	11	10	0	2	8	26	7.9	3	0	.236
	Potomac	2	2	4.20	18	1	0	0	2	30.0	30	14	14	1	5	7	26	7.8	2	0	.270
2018	Potomac	0	2	2.60	25	0	0	0	6	34.2	27	13	10	0	1	14	41	10.6	0	0	.213
	Harrisburg	2	1	2.29	15	0	0	0	1	19.2	13	6	5	0	0	7	20	9.2	2	0	.186
<b>MINORS TOTALS</b>		16	15	2.87	150	7	0	0	21	235.1	204	90	75	7	16	85	230	8.8	13	0	.236
<b>IND. LEAGUE TOTALS</b>		6	0	1.96	44	3	0	0	3	55.0	44	14	12	1	4	20	51	8.3	7	0	—

**MORALES, JESUS — INF****OD AGE:** 21 **HT:** 5-10 **WT:** 158 **BATS:** R **THROWS:** R **BORN:** 12/22/97 Maracay, VEN**OBTAINED:** Signed as a non-drafted free agent, Aug. 11, 2014.

YEAR	CLUB	AVG	G	AB	R	H	TB	2B	3B	HR	RBI	SH	SF	HP	BB	SO	SB	CS	OBP	SLG	OPS	E
2014	DID NOT PLAY / Signed Late																					
2015	DSL Nationals	.198	33	91	13	18	18	0	0	0	6	0	2	3	5	20	3	0	.257	.198	.455	5
2016	DSL Nationals	.261	58	188	25	49	56	5	1	0	10	0	2	2	13	28	10	3	.312	.298	.610	11
2017	DSL Nationals	.290	52	183	28	53	66	7	3	0	23	0	2	7	17	37	4	3	.368	.361	.729	14
2018	GCL Nationals	.263	45	156	22	41	46	5	0	0	11	0	2	1	11	29	6	2	.312	.295	.607	12
<b>MINORS TOTALS</b>		.261	188	618	88	161	186	17	4	0	50	0	8	13	46	114	23	8	.321	.301	.622	42

**MORSE, COLIN — RHP****OD AGE:** 22 **HT:** 6-5 **WT:** 185 **BATS:** R **THROWS:** R **BORN:** 5/16/96 Vienna, VA **SCHOOL:** Shenandoah (VA) University**OBTAINED:** Selected in the 26th round of the 2018 First-Year Player Draft.**CAREER NOTES:** 2018: Began the season with the GCL Nationals before being promoted to short-season Single-A Auburn on July 17. **COLLEGE:** Recorded a team-high eight wins (8-3) across 14 games (13 starts) during his junior year, posting a 3.08 ERA (29 ER/84.2 IP) with 89 strikeouts and 43 walks in 2018. **SIGNED BY:** Bobby Myrick

YEAR	CLUB	W	L	ERA	G	GS	CG	SHO	SV	IP	H	R	ER	HR	HB	BB	SO	SO/9	WP	BK	AVG
2018	GCL Nationals	1	1	5.63	6	1	0	0	0	8.0	3	5	5	0	3	11	9	10.1	1	0	.125
	Auburn	0	2	9.53	8	0	0	0	0	11.1	10	13	12	1	5	12	8	6.4	4	0	.238
<b>MINORS TOTALS</b>		1	3	7.91	14	1	0	0	0	19.1	13	18	17	1	8	23	17	7.9	5	0	.197

**MORSE, PHILLIP — RHP****OD AGE:** 24 **HT:** 6-2 **WT:** 195 **BATS:** R **THROWS:** R **BORN:** 5/23/94 Vienna, VA **SCHOOL:** Shenandoah (VA) University**OBTAINED:** Selected in the 16th round of the 2016 First-Year Player Draft.**CAREER NOTES:** 2017: Ranked second on the club with five saves. 2016: Reported to the GCL Nationals following the 2016 Draft...Was promoted to short-season Single-A Auburn on June 27. **COLLEGE:** Served as Shenandoah's closer for the 2016 season, going 5-0 with eight saves...In 30.2 innings of work, Morse struck out 26 batters and recorded a 0.88 ERA...Was the first player to be drafted from Shenandoah University since the school reinstated its baseball program in 1988. **SIGNED BY:** Bobby Myrick

YEAR	CLUB	W	L	ERA	G	GS	CG	SHO	SV	IP	H	R	ER	HR	HB	BB	SO	SO/9	WP	BK	BAA
2016	GCL Nationals	0	0	0.00	1	0	0	0	0	1.2	0	0	0	0	0	0	5	27.0	0	0	.000
	Auburn	1	0	7.71	19	0	0	0	3	21.0	34	21	18	0	3	13	23	9.9	1	0	.382
2017	Hagerstown	0	4	6.53	19	0	0	0	5	20.2	30	15	15	1	3	7	31	13.5	5	0	.341
2018	Hagerstown	2	0	8.79	23	0	0	0	3	28.2	45	33	28	2	2	16	26	8.2	2	1	.352
<b>MINORS TOTALS</b>		3	4	7.63	62	0	0	0	11	72.0	109	69	61	3	8	36	85	10.6	8	1	.352

**MURZI, IVAN — C****OD AGE:** 17 **HT:** 6-0 **WT:** 165 **BATS:** R **THROWS:** R **BORN:** 5/28/01 Aragua, VEN**OBTAINED:** Signed as a non-drafted free agent, July 3, 2017.

YEAR	CLUB	AVG	G	AB	R	H	TB	2B	3B	HR	RBI	SH	SF	HP	BB	SO	SB	CS	OBP	SLG	OPS	E
2017	DID NOT PLAY / Signed Late																					
2018	DSL Nationals	.180	33	89	13	16	22	6	0	0	4	1	0	8	12	35	3	2	.330	.247	.577	10
<b>MINORS TOTALS</b>		.180	33	89	13	16	22	6	0	0	4	1	0	8	12	35	3	2	.330	.247	.577	10



## SCOUTING, RESEARCH & PLAYER DEVELOPMENT

### NORFOLK, KHAYAN — INF

**DD AGE:** 30 **HT:** 5-10 **WT:** 190 **BATS:** R **THROWS:** R **BORN:** 1/19/89 Jackson, TN **SCHOOL:** University of Tennessee

**OBTAINED:** Selected in the 23rd round of the 2011 First-Year Player Draft.

**CAREER NOTES:** 2015: Ranked eighth in Washington's system with a .276 batting average...Joined Double-A Harrisburg on Sept. 5, appearing in the final three games of the season for the Senators.

YEAR	CLUB	AVG	G	AB	R	H	TB	2B	3B	HR	RBI	SH	SF	HP	BB	SO	SB	CS	OBP	SLG	OPS	E
2011	Auburn	.250	15	40	5	10	11	1	0	0	5	1	0	1	3	17	5	0	.318	.275	.593	2
2012	Auburn	.255	33	106	17	27	36	6	0	1	17	0	1	3	11	21	4	0	.339	.340	.678	8
	Hagerstown	.286	19	70	10	20	30	7	0	1	7	2	0	1	8	4	4	1	.367	.429	.796	2
2013	Potomac	.200	11	35	5	7	10	0	0	1	2	2	0	0	3	8	2	1	.263	.286	.549	0
	Hagerstown	.250	88	316	50	79	116	15	5	4	42	3	3	6	32	71	14	6	.328	.367	.695	8
2014	Hagerstown	.190	6	21	5	4	6	2	0	0	2	0	0	0	3	5	1	0	.292	.286	.578	0
	Potomac	.264	102	348	52	92	128	20	5	2	38	5	4	7	31	74	13	4	.333	.368	.701	7
2015	Potomac	.276	102	341	44	94	124	20	2	2	28	4	0	4	27	60	10	5	.336	.364	.700	17
	Harrisburg	.300	3	10	1	3	5	2	0	0	0	0	0	0	1	0	0	0	.300	.500	.800	0
2016	Potomac	.252	42	135	16	34	39	5	0	0	16	2	3	3	16	29	5	0	.338	.289	.626	5
	Harrisburg	.164	36	73	8	12	15	3	0	0	4	0	1	4	7	21	1	0	.271	.205	.476	3
	Syracuse	.000	1	3	1	0	0	0	0	0	0	0	0	0	1	1	0	0	.250	.000	.250	0
2017	Harrisburg	.268	95	280	38	75	95	11	0	3	22	3	1	6	27	64	2	1	.344	.339	.683	6
2018	Harrisburg	.156	42	96	15	15	25	1	0	3	17	2	0	2	11	23	1	0	.257	.260	.517	4
<b>MINORS TOTALS</b>		.252	595	1874	267	472	640	93	12	17	200	23	13	37	180	399	62	18	.327	.342	.669	62

### O'CONNOR, PABLO — CF

**DD AGE:** 23 **HT:** 6-0 **WT:** 195 **BATS:** R **THROWS:** R **BORN:** 9/6/95 San Diego, CA **SCHOOL:** Azusa Pacific (CA) University

**OBTAINED:** Selected in the 27th round of the 2018 First-Year Player Draft.

**CAREER NOTES:** 2018: Clubbed five home runs and 26 extra-base hits in 62 games, hitting .300 (74-for-247) between GCL Nationals and Auburn...His .300 batting average ranked fourth among Nationals Minor Leaguers...His 18 doubles were the most of any Nationals 2018 Draft Picks...Was named New York-Penn League Player of the Week (7/15) and a mid-season All-Star. **COLLEGE:** Hit .337 (61-for-181) with 13 doubles, a team-high 17 home runs, 40 RBI and swiped a team-high seven stolen bases...Hit .392 in 2017 and led the team in runs scored (62), hits (80), doubles (15), and total bases (154)...Was named 2017 PacWest Player of the Year...Earned two All-American honors...Played in 50 games in 2016, and was second on the team with a .337 batting average, 15 home runs and 37 RBI. **SIGNED BY:** Ben Gallo

YEAR	CLUB	AVG	G	AB	R	H	TB	2B	3B	HR	RBI	SH	SF	HP	BB	SO	SB	CS	OBP	SLG	OPS	E
2018	GCL Nationals	.324	10	34	5	11	15	4	0	0	6	0	1	0	2	7	3	0	.351	.441	.792	0
	Auburn	.296	52	213	34	63	98	14	3	5	25	0	0	1	12	46	2	0	.336	.460	.796	0
<b>MINORS TOTALS</b>		.300	62	247	39	74	113	18	3	5	31	0	1	1	14	53	5	0	.338	.457	.796	0

### OTANEZ, JOHAN — RHP

**DD AGE:** 16 **HT:** 6-1 **WT:** 168 **BATS:** R **THROWS:** R **BORN:** 2/10/02 Cotui, DOM

**OBTAINED:** Signed as a non-drafted free agent, Sept. 26, 2018.

YEAR	CLUB	W	L	ERA	G	GS	CG	SHO	SV	IP	H	R	ER	HR	HB	BB	SO	SO/9	WP	BK	BAA
2018	DID NOT PITCH / Signed Late																				

### PANTOJA, JORGE — RHP

**DD AGE:** 25 **HT:** 6-5 **WT:** 215 **BATS:** R **THROWS:** R **BORN:** 3/26/94 Kissimmee, FL **SCHOOL:** Alabama State University

**OBTAINED:** Selected in the 30th round of the 2015 First-Year Player Draft.

**CAREER NOTES:** 2018: Posted a 4.24 ERA in 32 games between Single-A Potomac and Single-A Hagerstown. 2017: Posted a 1.87 ERA (12 ER/57.2 IP) in 33 appearances between Single-A Hagerstown and Single-A Potomac. 2016: Went 9-2 with a 3.20 ERA in 34 relief appearances between Single-A Hagerstown and Single-A Potomac...His nine wins tied for the Hagerstown team lead and ranked tied for third among Nationals farmhands. **COLLEGE:** Pitched primarily as a middle reliever during his three-year career at Alabama State. **SIGNED BY:** Eric Robinson

YEAR	CLUB	W	L	ERA	G	GS	CG	SHO	SV	IP	H	R	ER	HR	HB	BB	SO	SO/9	WP	BK	BAA
2015	GCL Nationals	1	1	5.84	12	0	0	0	0	12.1	15	8	8	0	2	3	11	8.0	1	0	.313
2016	Hagerstown	9	1	2.63	28	0	0	0	3	54.2	53	19	16	1	1	10	43	7.1	5	2	.249
	Potomac	0	1	6.30	6	0	0	0	0	10.0	15	9	7	0	3	9	3	2.7	1	0	.239
2017	Hagerstown	1	0	0.93	5	0	0	0	1	9.2	8	1	1	0	0	2	6	5.6	0	0	.235
	Potomac	1	3	2.06	28	0	0	0	1	48.0	51	17	11	2	4	10	34	6.4	3	1	.264
2018	Potomac	0	4	4.68	25	1	0	0	2	50.0	49	33	26	5	3	16	42	7.6	4	1	.257
	Hagerstown	0	1	2.63	7	0	0	0	0	13.2	13	5	4	1	1	1	9	6.9	0	0	.250
<b>MINORS TOTALS</b>		12	11	3.31	111	1	0	0	7	198.1	204	92	73	9	14	51	148	6.7	14	4	.264

### PASCAL, JUAN — INF

**DD AGE:** 21 **HT:** 6-1 **WT:** 175 **BATS:** R **THROWS:** R **BORN:** 11/6/97 La Romana, DOM

**OBTAINED:** Signed as a non-drafted free agent, Nov. 17, 2015.

**CAREER NOTES:** 2019: Is cited by *Baseball America* as having the "Best Infield Arm" in Washington's system.

YEAR	CLUB	AVG	G	AB	R	H	TB	2B	3B	HR	RBI	SH	SF	HP	BB	SO	SB	CS	OBP	SLG	OPS	E
2015	DID NOT PLAY / Signed Late																					
2016	DSL Nationals	.239	57	209	29	50	56	6	0	17	1	2	7	17	35	10	7	.315	.268	.583	18	
2017	GCL Nationals	.196	30	92	9	18	22	4	0	0	10	3	2	1	7	17	3	0	.255	.239	.494	6
	Auburn	.164	17	55	4	9	11	2	0	0	5	1	0	1	2	19	3	0	.207	.200	.407	5
2018	Auburn	.227	14	44	3	10	12	2	0	0	4	1	0	1	1	11	2	0	.261	.273	.534	0
	Hagerstown	.186	37	113	7	21	27	4	1	0	8	3	1	3	10	27	5	2	.268	.239	.507	8
<b>MINORS TOTALS</b>		.211	155	513	52	108	128	18	1	0	44	9	5	13	37	109	23	9	.278	.250	.528	37

**PEGUERO, FRANCYS — RHP****DD AGE:** 20 **HT:** 6-2 **WT:** 170 **BATS:** R **THROWS:** R **BORN:** 10/4/95 Hato Mayor, DOM**OBTAINED:** Signed as a non-drafted free agent, June 14, 2013.**CAREER NOTES:** 2018: Ranked fifth in the New York-Penn League with a 2.93 ERA...His 1.00 WHIP was good for second in the league. 2016: In his first domestic season, went 3-1 with a 3.42 ERA in 14 games (five starts) between short-season Single-A Auburn and the GCL Nationals...In five starts, went 3-0 with a 2.38 ERA (6 ER/22.2 IP)...Struck out 19 batters with just three walks (6.33 SO/BB). 2015: Began his career as an infielder, hitting .223 with two doubles, one homer, 14 RBI, six walks, one stolen base and 14 runs scored in 41 games from 2013-14...Transitioned to the mound in 2015.

YEAR	CLUB	W	L	ERA	G	GS	CG	SHO	SV	IP	H	R	ER	HR	HB	BB	SO	SO/9	WP	BK	BAA
2013	DSL Nationals									DID NOT PITCH											
2014	DSL Nationals									DID NOT PITCH											
2015	DSL Nationals	3	1	1.82	22	0	0	0	12	34.2	22	7	7	2	2	7	52	13.5	7	0	.177
2016	Auburn	0	1	6.14	6	0	0	0	0	14.2	22	15	10	2	2	1	18	11	0	1	.324
	GCL Nationals	3	0	2.20	8	5	0	0	1	32.2	31	12	8	2	1	5	34	9.4	4	0	.269
2017										DID NOT PITCH / Injured											
2018	Auburn	5	3	2.93	14	13	0	0	0	67.2	54	22	22	7	4	14	46	6.1	6	1	.217
<b>MINORS TOTALS</b>		<b>11</b>	<b>5</b>	<b>2.83</b>	<b>50</b>	<b>18</b>	<b>0</b>	<b>0</b>	<b>13</b>	<b>149.2</b>	<b>129</b>	<b>56</b>	<b>47</b>	<b>13</b>	<b>9</b>	<b>27</b>	<b>150</b>	<b>9.0</b>	<b>17</b>	<b>2</b>	<b>.226</b>

**PEGUERO, JAIRON — LHP****DD AGE:** 21 **HT:** 6-0 **WT:** 170 **BATS:** L **THROWS:** L **BORN:** 6/14/97 Santo Domingo, DOM**OBTAINED:** Signed as a non-drafted free agent, March 12, 2016.

YEAR	CLUB	W	L	ERA	G	GS	CG	SHO	SV	IP	H	R	ER	HR	HB	BB	SO	SO/9	WP	BK	BAA
2016	DSL Nationals	0	5	4.91	13	1	0	0	0	33.0	34	24	18	0	1	14	31	8.5	5	0	.262
2017	DSL Nationals	1	1	1.84	9	9	0	0	0	44.0	40	11	9	1	3	9	37	7.6	2	0	.238
	GCL Nationals	1	1	5.56	5	0	0	0	0	11.1	13	8	7	1	0	4	9	7.1	0	0	.283
2018	GCL Nationals	0	0	1.74	5	0	0	0	1	10.1	10	2	2	0	0	3	4	8	7.0	0	.256
<b>MINORS TOTALS</b>		<b>2</b>	<b>7</b>	<b>3.28</b>	<b>32</b>	<b>10</b>	<b>0</b>	<b>0</b>	<b>1</b>	<b>98.2</b>	<b>97</b>	<b>45</b>	<b>36</b>	<b>2</b>	<b>7</b>	<b>31</b>	<b>85</b>	<b>7.8</b>	<b>7</b>	<b>1</b>	<b>.253</b>

**PENA, BRYAN — LHP****DD AGE:** 18 **HT:** 6-1 **WT:** 175 **BATS:** L **THROWS:** L **BORN:** 1/10/00 Santo Domingo, DOM**OBTAINED:** Signed as a non-drafted free agent, July 2, 2017.

YEAR	CLUB	W	L	ERA	G	GS	CG	SHO	SV	IP	H	R	ER	HR	HB	BB	SO	SO/9	WP	BK	BAA
2017										DID NOT PITCH / Signed Late											
2018	DSL Nationals	3	2	2.93	12	12	0	0	0	55.1	49	25	18	0	1	24	45	7.3	7	2	.239
<b>MINORS TOTALS</b>		<b>3</b>	<b>2</b>	<b>2.93</b>	<b>12</b>	<b>12</b>	<b>0</b>	<b>0</b>	<b>0</b>	<b>55.1</b>	<b>49</b>	<b>25</b>	<b>18</b>	<b>0</b>	<b>1</b>	<b>24</b>	<b>45</b>	<b>7.3</b>	<b>7</b>	<b>2</b>	<b>.239</b>

**PENA, ERIC — RHP****DD AGE:** 19 **HT:** 6-0 **WT:** 155 **BATS:** R **THROWS:** R **BORN:** 6/29/99 Santo Domingo, DOM**OBTAINED:** Signed as a non-drafted free agent, July 2nd, 2016.

YEAR	CLUB	W	L	ERA	G	GS	CG	SHO	SV	IP	H	R	ER	HR	HB	BB	SO	SO/9	WP	BK	BAA
2016										DID NOT PITCH / Signed Late											
2017	DSL Nationals	3	2	3.55	16	0	0	0	2	33.0	30	20	13	1	6	17	22	6.0	7	1	.252
2018	DSL Nationals	1	0	0.00	2	0	0	0	1	8.2	2	1	0	0	0	3	6	6.2	0	0	.077
<b>MINORS TOTALS</b>		<b>4</b>	<b>2</b>	<b>2.81</b>	<b>18</b>	<b>0</b>	<b>0</b>	<b>0</b>	<b>3</b>	<b>41.2</b>	<b>32</b>	<b>21</b>	<b>13</b>	<b>1</b>	<b>6</b>	<b>20</b>	<b>28</b>	<b>6.0</b>	<b>7</b>	<b>1</b>	<b>.221</b>

**PENA, LANDERSON — OF****DD AGE:** 21 **HT:** 6-1 **WT:** 180 **BATS:** R **THROWS:** R **BORN:** 10/14/97 Azua, DOM**OBTAINED:** Signed as a non-drafted free agent, July 2, 2016.

YEAR	CLUB	AVG	G	AB	R	H	TB	2B	3B	HR	RBI	SH	SF	HP	BB	SO	SB	CS	OBP	SLG	OPS	E
2016	DSL Nationals	.210	34	119	13	25	41	4	1	0	14	2	3	5	9	36	9	3	.287	.261	.547	6
2017	DSL Nationals	.261	51	157	32	41	58	3	4	2	15	4	0	6	12	39	13	10	.337	.369	.706	1
2018	GCL Nationals	.187	41	107	10	20	30	2	1	2	9	0	1	1	11	41	4	2	.267	.280	.547	2
<b>MINORS TOTALS</b>		<b>.225</b>	<b>126</b>	<b>383</b>	<b>55</b>	<b>86</b>	<b>119</b>	<b>9</b>	<b>6</b>	<b>4</b>	<b>38</b>	<b>6</b>	<b>4</b>	<b>12</b>	<b>32</b>	<b>116</b>	<b>26</b>	<b>15</b>	<b>.302</b>	<b>.311</b>	<b>.612</b>	<b>9</b>

**PENA, MALVIN — RHP****DD AGE:** 21 **HT:** 6-3 **WT:** 180 **BATS:** R **THROWS:** R **BORN:** 6/24/97 Santo Domingo, DOM**OBTAINED:** Signed as a non-drafted free agent, June 6, 2014.**CAREER NOTES:** 2019: Enters the season rated as the No. 28 prospect in Washington's system by *Baseball America*.

YEAR	CLUB	W	L	ERA	G	GS	CG	SHO	SV	IP	H	R	ER	HR	HB	BB	SO	SO/9	WP	BK	BAA
2014	DSL Nationals	1	1	5.46	13	3	0	0	0	29.2	37	23	18	2	1	11	21	6.4	5	1	.306
2015										DID NOT PITCH											
2016	DSL Nationals	0	2	11.37	2	2	0	0	0	6.1	6	9	8	0	0	7	5	7.1	0	0	.240
2017	Auburn	0	0	3.86	2	0	0	0	1	7.0	10	3	3	0	1	4	5	6.4	0	0	.357
	GCL Nationals	1	3	5.44	10	7	0	0	0	41.1	45	29	25	7	1	18	39	8.5	5	0	.274
2018	Auburn	3	0	1.80	4	4	0	0	0	20.0	20	5	4	0	0	3	20	9.0	2	1	.253
	Hagerstown	3	1	3.60	6	6	0	0	0	30.0	37	15	12	1	0	4	27	8.1	2	2	.289
<b>MINORS TOTALS</b>		<b>8</b>	<b>7</b>	<b>4.69</b>	<b>37</b>	<b>22</b>	<b>0</b>	<b>0</b>	<b>1</b>	<b>134.1</b>	<b>155</b>	<b>84</b>	<b>70</b>	<b>10</b>	<b>3</b>	<b>47</b>	<b>117</b>	<b>7.8</b>	<b>14</b>	<b>4</b>	<b>.284</b>

## SCOUTING, RESEARCH &amp; PLAYER DEVELOPMENT

**PENA, VIANDEL — INF****DD AGE:** 18 **HT:** 5-8 **WT:** 148 **BATS:** S **THROWS:** R **BORN:** 11/22/00 Azua, DOM**OBTAINED:** Signed as a non-drafted free agent, July 2, 2017.

YEAR	CLUB	AVG	G	AB	R	H	TB	2B	3B	HR	RBI	SH	SF	HP	BB	SO	SB	CS	OBP	SLG	OPS	E
2017																						
DID NOT PLAY / Signed Late																						
2018	DSL Nationals	.250	65	240	49	60	86	13	5	1	24	2	0	6	47	51	4	2	.386	.358	.744	16
MINORS TOTALS		.250	65	240	49	60	86	13	5	1	24	2	0	6	47	51	4	2	.386	.358	.744	16

**PEREZ, FRAY — RHP****DD AGE:** 22 **HT:** 5-11 **WT:** 170 **BATS:** R **THROWS:** R **BORN:** 8/22/96 Moca, DOM**OBTAINED:** Signed as a non-drafted free agent, Aug. 10, 2016.

YEAR	CLUB	W	L	ERA	G	GS	CG	SHO	SV	IP	H	R	ER	HR	HB	BB	SO	SO/9	WP	BK	BAA	
2016																						
DID NOT PITCH / Signed Late																						
2017	DSL Nationals	1	6	4.75	15	0	0	0	1	30.1	37	18	16	2	3	7	31	9.2	2	1	.306	
2018	GCL Nationals	3	2	5.82	15	0	0	0	2	21.2	25	20	14	2	1	8	22	9.1	1	0	.284	
MINORS TOTALS		4	8	5.82	30	0	0	0	3	52.0	62	38	30	4	4	15	53	9.2	3	1	.297	

**PEREZ, WILMER — C****DD AGE:** 20 **HT:** 5-10 **WT:** 160 **BATS:** R **THROWS:** R **BORN:** 5/16/98 Valencia, VEN**OBTAINED:** Signed as a non-drafted free agent, July 2, 2016.**CAREER NOTES:** 2017: Ranked among DSL hitters in doubles (15th, 17).

YEAR	CLUB	AVG	G	AB	R	H	TB	2B	3B	HR	RBI	SH	SF	HP	BB	SO	SB	CS	OBP	SLG	OPS	E
2016																						
DID NOT PLAY / Signed Late																						
2017	DSL Nationals	.313	61	224	34	70	104	17	4	3	34	0	3	7	20	38	5	3	.382	.464	.846	5
2018	GCL Nationals	.310	29	100	21	31	40	6	0	1	21	0	5	2	6	14	2	0	.345	.400	.745	5
	Auburn	.476	6	21	4	10	13	3	0	0	5	0	0	0	5	3	0	0	.577	.619	1.196	0
MINORS TOTALS		.322	96	345	59	111	157	26	4	4	60	0	8	9	31	55	7	3	.384	.455	.839	10

**PERKINS, NIC — C****DD AGE:** 23 **HT:** 6-4 **WT:** 215 **BATS:** R **THROWS:** R **BORN:** 2/19/96 St. Charles, MO**SCHOOL:** Drury (MO) University**OBTAINED:** Selected in the 28th round of the 2017 First-Year Player Draft.**CAREER NOTES:** COLLEGE: Became the third player from Drury University to be selected in the Major League Baseball draft in the program's 11-year history and is the first position player ever to be taken...Was named a second team All-Midwest Region selection by the National Collegiate Baseball Writers Association and won first team All-Great Lakes Valley Conference honors...Hit .355 (76-for-214) with 11 doubles, a triple, eight home runs, 49 RBI, 17 walks and 39 runs scored in 56 games during his final season.**SIGNED BY:** Brandon Larson

YEAR	CLUB	AVG	G	AB	R	H	TB	2B	3B	HR	RBI	SH	SF	HP	BB	SO	SB	CS	OBP	SLG	OPS	E
2017	Auburn	.205	32	117	10	24	30	6	0	0	9	0	0	1	4	25	0	0	.238	.256	.494	4
2018	Hagerstown	.250	1	4	1	1	1	0	0	0	0	0	0	0	0	0	0	0	.250	.250	.500	0
	Auburn	.248	44	149	16	37	52	6	0	3	32	0	2	3	16	19	0	0	.329	.349	.678	7
MINORS TOTALS		.230	77	270	27	62	83	12	0	3	41	0	2	4	20	44	0	0	.291	.307	.598	11

**PERONI, ANTHONY — C****DD AGE:** 22 **HT:** 5-11 **WT:** 175 **BATS:** R **THROWS:** R **BORN:** 12/12/96 Hamilton Square, NJ**SCHOOL:** Mercer County (NJ) CC**OBTAINED:** Selected in the 14th round of the 2017 First-Year Player Draft.**CAREER NOTES:** COLLEGE: Put together one of the best seasons of any junior college player in 2017, ranking 30th in NCAA Division II with 75 hits, 10th in home runs (15), and fourth in doubles (24). **SIGNED BY:** John Malzone

YEAR	CLUB	AVG	G	AB	R	H	TB	2B	3B	HR	RBI	SH	SF	HP	BB	SO	SB	CS	OBP	SLG	OPS	E
2017	Auburn	.500	2	2	0	1	1	0	0	0	0	0	0	0	0	0	0	0	.500	.500	1.000	0
2018	GCL Nationals	.177	28	79	10	14	22	5	0	1	9	0	1	2	16	19	1	0	.327	.278	.605	7
MINORS TOTALS		.185	30	81	10	15	23	5	0	1	9	0	1	2	16	19	1	0	.330	.284	.614	7

**PETERSON, TOMMY — RHP****DD AGE:** 25 **HT:** 6-1 **WT:** 205 **BATS:** R **THROWS:** R **BORN:** 10/11/93 New Port Richey, FL**SCHOOL:** University of South Florida**OBTAINED:** Selected in the 12th round of the 2015 First-Year Player Draft.**CAREER NOTES:** 2017: Recorded 10 saves and a 2.58 ERA (11 ER/38.1 IP) in 28 games between Single-A Hagerstown and Single-A Potomac...His 10 saves ranked fourth among Nationals farmhands...Struck out 39 batters in 38.1 innings (9.2 SO/9.0 IP). **2016:** Went 4-2 with eight saves and a 2.64 ERA in 38 games between Single-A Hagerstown and Single-A Potomac...His eight saves were tied for fifth among Nationals Minor Leaguers. **2015:** Saw action at three levels of Washington's system...Ranked second on Auburn with four saves. **COLLEGE:** Led the American Athletic Conference (AAC) in saves (16) and ranked second in appearances (31)...Was named Second-Team All-AAC following the 2015 season...Went 4-1 with 16 saves and a 1.93 ERA (14 R/46.2 IP) in 31 appearances...Struck out 54, walked 16 and held opposing batters to a .187 average. **SIGNED BY:** Buddy Hernandez

YEAR	CLUB	W	L	ERA	G	GS	CG	SHO	SV	IP	H	R	ER	HR	HB	BB	SO	SO/9	WP	BK	BAA	
2015	GCL Nationals	0	0	0.00	1	0	0	0	0	1.0	1	0	0	0	0	0	0	0	0	0	.250	
	Auburn	0	0	2.66	16	0	0	0	4	20.1	21	7	6	0	0	4	13	5.8	0	0	.269	
	Hagerstown	0	1	7.50	3	0	0	0	0	6.0	7	5	5	0	1	4	4	6.0	1	0	.318	
2016	Hagerstown	4	1	2.11	24	0	0	0	8	38.1	31	9	9	2	4	3	34	8.7	3	0	.220	
	Potomac	0	1	3.66	14	0	0	0	0	19.2	21	11	8	1	2	11	22	10.1	2	0	.276	
2017	Hagerstown	0	1	2.42	16	0	0	0	9	22.1	20	9	6	2	0	5	25	10.1	2	0	.238	
	Potomac	0	0	2.81	12	0	0	0	1	16.0	6	5	5	0	1	8	14	7.9	2	0	.113	
2018																						
DID NOT PITCH / Injured																						
MINORS TOTALS		4	4	2.84	86	0	0	0	22	123.2	107	46	39	5	8	35	112	8.2	10	0	.234	

**PINEDA, ISRAEL — C**

**OD AGE:** 19 **HT:** 5-11 **WT:** 190 **BATS:** R **THROWS:** R **BORN:** 4/3/00 Maracay, VEN

**OBTAINED:** Signed as a non-drafted free agent, July 2, 2016.

**CAREER NOTES:** 2019: Enters the season rated as the No. 15 prospect in Washington's system by *Baseball America* and the No. 20 prospect by MLB Pipeline.com. 2018: Named a New York-Penn League mid-season All-Star...Hit three of his four homers prior to the All-Star break...Following the season, was cited by *Baseball America* as the No. 9 prospect in the New York-Penn League.

YEAR	CLUB	AVG	G	AB	R	H	TB	2B	3B	HR	RBI	SH	SF	HP	BB	SO	SB	CS	OBP	SLG	OPS	E
2016												DID NOT PLAY / Signed Late										
2017	GCL Nationals	.288	17	59	10	17	26	5	2	0	12	0	2	0	4	13	0	0	.323	.441	.764	2
2018	Auburn	.273	46	165	25	45	64	7	0	4	24	0	2	6	12	35	0	0	.341	.388	.728	3
<b>MINORS TOTALS</b>		.277	63	224	35	62	90	12	2	4	36	0	4	6	16	48	0	0	.336	.402	.738	5

**POGUE, COLTON — INF**

**OD AGE:** 23 **HT:** 6-1 **WT:** 195 **BATS:** R **THROWS:** R **BORN:** 2/1/96 Blue Springs, MO **SCHOOL:** Pittsburg State (KS) University

**OBTAINED:** Selected in the 29th round of the 2018 First-Year Player Draft.

**CAREER NOTES:** 2018: Appeared in 42 games, hitting .281 (38-for-135) in his first professional season with the GCL Nationals. **COLLEGE:** In his lone season at Pittsburg State, the junior transfer hit .354 (79-for-223) with 18 doubles, three triples, nine home runs and 48 RBI...He led the team in hits, doubles, triples, stolen bases (4) and total bases (130). **SIGNED BY:** Terry Wetzel

YEAR	CLUB	AVG	G	AB	R	H	TB	2B	3B	HR	RBI	SH	SF	HP	BB	SO	SB	CS	OBP	SLG	OPS	E
2018	GCL Nationals	.281	42	135	15	38	49	6	1	1	11	0	1	3	11	25	4	1	.347	.363	.710	17
<b>MINORS TOTALS</b>		.281	42	135	15	38	49	6	1	1	11	0	1	3	11	25	4	1	.347	.363	.710	17

**POZO, MIGUEL — RHP**

**OD AGE:** 19 **HT:** 6-4 **WT:** 185 **BATS:** R **THROWS:** R **BORN:** 10/11/99 Santiago de los Caballeros, DOM

**OBTAINED:** Signed as a non-drafted free agent, Dec. 27, 2017.

YEAR	CLUB	W	L	ERA	G	GS	CG	SHO	SV	IP	H	R	ER	HR	HB	BB	SO	SO/9	WP	BK	BAA
2018	DSL Nationals	1	2	3.55	12	11	0	0	0	50.2	46	28	20	1	5	26	33	5.9	5	1	.249
<b>MINORS TOTALS</b>		1	2	3.55	12	11	0	0	0	50.2	46	28	20	1	5	26	33	5.9	5	1	.249

**PRYOR, JONATHAN — OF**

**OD AGE:** 24 **HT:** 6-1 **WT:** 190 **BATS:** L **THROWS:** L **BORN:** 4/28/94 Atlanta, GA **SCHOOL:** Wake Forest (NC) University

**OBTAINED:** Selected in the 19th round of the 2017 First-Year Player Draft.

**CAREER NOTES:** 2018: Hit .313 (10-for-32) in 15 games for short-season Single-A Auburn. 2017: Reported to short-season Single-A Auburn following the 2017 Draft. **COLLEGE:** The senior outfielder batted .354 (93-for-263) with four home runs, 35 RBI, 55 runs scored, and a team-high 21 doubles while starting all 63 games...Led the team with a .447 on-base percentage. **SIGNED BY:** Paul Faulk

YEAR	CLUB	AVG	G	AB	R	H	TB	2B	3B	HR	RBI	SH	SF	HP	BB	SO	SB	CS	OBP	SLG	OPS	E
2017	Auburn	.259	41	147	14	38	50	4	1	2	18	0	4	6	13	35	6	1	.335	.340	.675	1
2018	Auburn	.313	15	32	5	10	11	1	0	0	0	0	0	0	3	4	0	1	.371	.344	.715	0
<b>MINORS TOTALS</b>		.268	56	179	19	48	61	5	1	2	18	0	4	6	16	39	6	2	.341	.341	.682	1

**PULINARIO, KEYSON — RHP**

**OD AGE:** 18 **HT:** 6-3 **WT:** 175 **BATS:** R **THROWS:** R **BORN:** 1/30/00 San Cristobal, DOM

**OBTAINED:** Signed as a non-drafted free agent, July 5, 2018.

YEAR	CLUB	AVG	G	AB	R	H	TB	2B	3B	HR	RBI	SH	SF	HP	BB	SO	SB	CS	OBP	SLG	OPS	E
2018												DID NOT PITCH / Signed Late										

**QUINTANA, JONATHAN — OF**

**OD AGE:** 24 **HT:** 6-0 **WT:** 205 **BATS:** R **THROWS:** R **BORN:** 11/13/1994 Miami Lakes, FL **SCHOOL:** Barry (FL) University

**OBTAINED:** Selected in the 31st round of the 2018 First-Year Player Draft.

**CAREER NOTES:** 2018: Appeared in 28 games in his first professional season with the GCL Nationals. **COLLEGE:** In 49 games as an outfielder in 2018, hit .342 (65-for-190) with team-highs in doubles (11), triples (two), home runs (12) and RBI (46)...Led the team in total bases (125), extra-base hits (25), slugging percentage (.611) and OPS (.934). **SIGNED BY:** Johnny DiPuglia

YEAR	CLUB	AVG	G	AB	R	H	TB	2B	3B	HR	RBI	SH	SF	HP	BB	SO	SB	CS	OBP	SLG	OPS	E
2018	GCL Nationals	.224	28	67	10	15	19	2	1	0	4	0	0	2	13	16	1	3	.366	.284	.649	0
<b>MINORS TOTALS</b>		.224	28	67	10	15	19	2	1	0	4	0	0	2	13	16	1	3	.366	.284	.649	0

**RAMIREZ, NECTOR — RHP**

**OD AGE:** 22 **HT:** 6-0 **WT:** 170 **BATS:** R **THROWS:** R **BORN:** 9/4/96 San Pedro de Macoris, DOM

**OBTAINED:** Signed as a non-drafted free agent, Sept. 24, 2013.

YEAR	CLUB	W	L	ERA	G	GS	CG	SHO	SV	IP	H	R	ER	HR	HB	BB	SO	SO/9	WP	BK	BAA
2013										DID NOT PITCH / Signed Late											
2014	DSL Nationals	5	3	4.40	12	2	0	0	0	28.2	28	17	14	2	5	17	35	11.0	8	0	.264
2015	DSL Nationals	5	1	3.67	20	0	0	0	0	56.1	40	25	23	1	8	18	45	7.2	13	1	.200
2016										DID NOT PITCH / Injured											
2017	GCL Nationals	3	1	5.23	14	0	0	0	1	20.2	28	18	12	3	1	4	12	5.2	3	1	.301
2018	Auburn	1	3	6.08	16	0	0	0	1	23.2	33	18	16	3	2	12	12	4.6	5	0	.340
<b>MINORS TOTALS</b>		14	8	4.52	62	2	0	0	6	129.1	129	78	65	9	16	51	104	7.2	29	2	.260

## SCOUTING, RESEARCH & PLAYER DEVELOPMENT

### RAQUET, NICK — LHP

**DD AGE:** 23 **HT:** 6-0 **WT:** 215 **BATS:** R **THROWS:** L **BORN:** 12/12/95 The Villages, FL **SCHOOL:** College of William & Mary (VA)

**OBTAINED:** Selected in the third round of the 2017 First-Year Player Draft.

**CAREER NOTES:** 2019: Enters the season rated as the No. 19 prospect in Washington's system by *Baseball America* and the No. 15 prospect by MLB Pipeline.com. 2018: Went 9-9 with a 3.74 ERA in 24 starts between Single-A Hagerstown and Single-A Potomac...His nine wins were tied for second among Nationals Minor Leaguers while his 3.74 ERA was good for seventh...Entered the season rated as the No. 16 prospect in Washington's system by MLB.com and the No. 21 prospect by *Baseball America*...Was named a 2018 mid-season All-Star for the South Atlantic League. 2017: Began the season with the GCL Nationals before being promoted to short-season Single-A Auburn on July 3...Was just short of qualifying to be among league leaders, but would have ranked in the top 10 in ERA in the New York-Penn League. **COLLEGE:** Entered the 2017 season as the seventh-rated prospect in the Colonial Athletic Association, per *Baseball America*...He made 16 appearances (14 starts), tallying 95 strikeouts across 77.1 innings pitched in his redshirt sophomore season...Played his prep baseball at State College Area High School in Pennsylvania where he ranked as the No. 2 left-handed pitcher and No. 8 overall player in Pennsylvania by Perfect Game before attending the University of North Carolina for his freshman season...As a freshman with the Tar Heels in 2015, he posted a 1.42 ERA in 12 appearances out of the bullpen. **SIGNED BY:** Bobby Myrick.

YEAR	CLUB	W	L	ERA	G	GS	CG	SHO	SV	IP	H	R	ER	HR	HB	BB	SO	SO/9	WP	BK	BAA
2017	GCL Nationals	0	0	0.00	1	1	0	0	0	2.0	2	0	0	0	0	0	2	9.0	0	0	.250
	Auburn	3	2	2.45	11	11	0	0	0	51.1	56	19	14	2	1	7	22	3.9	4	1	.283
2018	Hagerstown	4	6	2.79	12	12	2	0	0	67.2	68	29	21	1	2	18	56	7.4	0	1	.262
	Potomac	5	3	4.91	12	12	1	1	0	55.0	72	32	30	3	2	21	36	5.9	6	0	.319
<b>MINORS TOTALS</b>		12	11	3.32	36	36	3	1	0	176.0	198	80	65	6	5	46	116	5.9	10	2	.286

### REETZ, JAKSON — C

**DD AGE:** 23 **HT:** 6-1 **WT:** 195 **BATS:** R **THROWS:** R **BORN:** 1/3/96 Hickman, NE **SCHOOL:** Norris (NE) High School

**OBTAINED:** Selected in the third round of the 2014 First-Year Player Draft.

**CAREER NOTES:** 2018: Entered the season rated as the No. 24 prospect in Washington's system by MLB.com and the No. 29 prospect by *Baseball America*...Clubbed a career-high five home runs 2017: Began the season with Single-A Hagerstown before being promoted to Single-A Potomac on July 12...Entered the season rated as the No. 17 prospect in Washington's system, per *Baseball America* and the No. 27 prospect per MLB.com. 2016: Spent the entire season with Single-A Hagerstown...Ranked fourth on the club with 24 doubles despite playing in just 88 games...Was rated as the No. 14 prospect in Washington's system according to *Baseball America* and the No. 17 prospect, according to MLB.com entering the season. 2015: Entered the season rated as the No. 14 prospect in Washington's chain, according to *Baseball America*. 2014: Posted a .429 OBP in 43 games with the GCL Nationals...Fell just short of qualifying to be among the league leaders...Would have ranked second in the GCL...Hit his first professional home run, Aug. 7 at GCL MIA...Following the season, was rated by *Baseball America* as the No. 14 prospect in the GCL and a "Rookie All-Star." **HIGH SCHOOL:** Was named the 2013-14 Gatorade Nebraska Baseball Player of the Year after hitting .487 with eight home runs, 37 RBI and 37 runs scored in 2014...Was rated by *Baseball America* as the No. 62 overall draft prospect (No. 1 in Nebraska) in the 2014 draft class...Signed a National Letter of Intent to play at the University of Nebraska...When he inked with the Cornhuskers, he was rated by one publication as the No. 28 overall recruit in the country, and was named a 2013 Perfect Game First-Team Underclass All-American. **SIGNED BY:** Ed Gustafson.

YEAR	CLUB	AVG	G	AB	R	H	TB	2B	3B	HR	RBI	SH	SF	HP	BB	SO	SB	CS	OBP	SLG	OPS	E
2014	GCL Nationals	.274	43	117	20	32	43	6	1	1	15	1	3	8	26	30	6	3	.429	.368	.797	6
2015	Auburn	.212	36	113	18	24	28	4	0	0	5	0	0	6	13	37	3	0	.326	.248	.574	5
2016	Hagerstown	.230	88	283	41	65	101	24	0	4	38	1	5	15	38	79	4	1	.346	.357	.703	6
2017	Hagerstown	.238	37	122	16	29	42	7	0	2	11	1	0	5	15	41	1	2	.345	.344	.689	1
	Potomac	.236	26	89	8	21	33	6	0	2	11	1	0	3	9	32	2	1	.327	.371	.698	3
2018	Potomac	.224	69	232	25	52	75	8	0	5	27	1	1	7	35	46	1	4	.342	.323	.665	8
<b>MINORS TOTALS</b>		.233	299	956	128	223	322	55	1	14	107	5	9	44	136	265	17	11	.352	.337	.689	29

### REISTETTER, MATT — C

**DD AGE:** 26 **HT:** 5-10 **WT:** 180 **BATS:** L **THROWS:** R **BORN:** 5/5/92 Hauppauge, NY **SCHOOL:** Hofstra (NY) University

**OBTAINED:** Signed as a non-drafted free agent, July 19, 2013.

YEAR	CLUB	AVG	G	AB	R	H	TB	2B	3B	HR	RBI	SH	SF	HP	BB	SO	SB	CS	OBP	SLG	OPS	E
2013	Auburn	.253	24	79	9	20	28	1	2	1	5	0	0	0	10	9	0	1	.337	.354	.691	2
2014	DID NOT PLAY / Injured																					
2015	Hagerstown	.308	59	201	24	62	78	9	2	1	21	0	3	1	14	26	1	1	.352	.388	.740	3
	Potomac	.000	1	3	0	0	0	0	0	0	0	0	0	0	1	0	0	0	.000	.000	.000	0
2016	Hagerstown	.172	10	29	2	5	5	0	0	0	3	0	1	0	8	5	1	0	.342	.172	.515	0
	Potomac	.247	31	89	9	22	32	4	0	2	9	1	1	1	11	15	2	0	.333	.360	.693	1
2017	Hagerstown	.143	11	35	4	5	12	1	0	2	5	0	0	1	3	7	1	0	.231	.343	.574	1
	Potomac	.200	9	25	3	5	7	0	1	0	1	1	0	0	2	8	0	0	.259	.280	.539	0
2018	Syracuse	.000	2	5	0	0	0	0	0	0	1	0	0	0	1	0	0	0	.000	.000	.000	0
	Harrisburg	.152	10	33	2	5	8	0	0	1	4	0	0	0	1	12	0	0	.176	.242	.418	0
	Potomac	.000	5	13	1	0	0	0	0	0	0	0	0	0	4	5	0	0	.235	.000	.235	0
<b>MINORS TOTALS</b>		.242	162	512	54	124	170	15	5	7	49	2	5	3	53	89	5	2	.314	.332	.646	7



**REYES, LUIS — RHP****OD AGE:** 23 **HT:** 6-2 **WT:** 175 **BATS:** R **THROWS:** R **BORN:** 9/26/94 Sabana Grande de Palenque, DOM**OBTAINED:** Signed as a non-drafted free agent, Aug. 22, 2012.**CAREER NOTES:** 2019: Enters the season rated as the No. 24 prospect by MLB Pipeline.com. 2018: Made 12 starts for Double-A Harrisburg...His five wins were tied for fifth on the club. 2017: Led Washington's system and ranked fifth in the Carolina League with 133 strikeouts...Also ranked third in the CL in innings pitched (143.1) and tied for seventh in the CL with eight wins...Was named Carolina League Pitcher of the Week on June 11.

YEAR	CLUB	W	L	ERA	G	GS	CG	SHO	SV	IP	H	R	ER	HR	HB	BB	SO	SO/9	WP	BK	BAA
2012										DID NOT PITCH / Signed Late											
2013	DSL Nationals	5	3	2.82	12	12	0	0	0	54.1	38	19	17	1	11	20	65	10.8	10	1	.199
	GCL Nationals	0	1	6.75	1	1	0	0	0	4.0	4	3	3	1	1	2	1	2.3	0	0	.267
2014	GCL Nationals	1	4	4.42	9	5	0	0	0	36.2	40	19	18	1	4	12	24	5.9	7	0	.282
	Auburn	0	1	2.63	5	5	0	0	0	24.0	19	7	7	1	2	6	19	7.1	2	0	.218
2015	Hagerstown	6	7	4.82	24	24	0	0	0	117.2	117	79	63	10	9	50	72	5.5	13	1	.267
2016	Potomac	4	8	5.60	14	14	0	0	0	70.2	69	50	44	7	6	46	46	5.9	3	2	.260
	Auburn	0	1	1.12	3	3	0	0	0	8.0	6	4	1	0	0	1	3	3.4	3	0	.200
	Hagerstown	2	0	2.81	3	3	0	0	0	16.0	17	9	5	2	2	7	7	3.9	1	0	.274
2017	Potomac	8	13	4.33	26	26	0	0	0	143.1	149	77	69	19	8	56	133	8.4	17	3	.268
2018	Harrisburg	5	6	5.18	12	12	0	0	0	64.1	67	39	37	9	4	32	36	5.0	3	0	.273
	GCL Nationals	0	1	4.5	2	2	0	0	0	4.0	5	3	2	0	0	3	6.8	0	0	0	.278
	Auburn	0	0	0	2	2	0	0	0	7.0	2	0	0	0	0	2	7	9.0	0	0	.287
<b>MINORS TOTALS</b>		29	47	4.35	113	109	0	0	0	550.0	533	309	266	51	47	234	416	6.8	59	7	.257

**RHINESMITH, JACOB — OF****OD AGE:** 22 **HT:** 6-1 **WT:** 195 **BATS:** L **THROWS:** L **BORN:** 5/23/1996 Shakopee, MN **SCHOOL:** Western Kentucky University**OBTAINED:** Selected in the 18th round of the 2018 First-Year Player Draft.**CAREER NOTES:** 2018: Clubbed one home run and 17 extra-base hits in 63 games in his first professional season with short-season Single-A Auburn...His .283 batting average ranked 10th among Nationals Minor Leaguers...Was named a New York-Penn League mid-season All-Star. **COLLEGE:** Played at Indian Hills (IA) Community College before joining Western Kentucky for one season, hitting .306 (64-for-209) and recording team-highs in home runs (14), extra-base hits (21), RBI (43), stolen bases (13), slugging percentage (.555) and total bases (116), earning him All-Conference USA First-Team honors. **SIGNED BY:** Brian Cleary

YEAR	CLUB	AVG	G	AB	R	H	TB	2B	3B	HR	RBI	SH	SF	HP	BB	SO	SB	CS	OBP	SLG	OPS	E
2018	Auburn	.283	63	237	39	67	90	12	4	1	32	0	2	2	27	40	6	0	.358	.380	.738	1
<b>MINORS TOTALS</b>		.283	63	237	39	67	90	12	4	1	32	0	2	2	27	40	6	0	.358	.380	.738	1

**RIVERO, YOANDER — SS****OD AGE:** 17 **HT:** 5-9 **WT:** 148 **BATS:** R **THROWS:** R **BORN:** 11/22/01, Barquisimeto, VEN**OBTAINED:** Signed as a non-drafted free agent, July 2, 2018.**CAREER NOTES:** **SIGNED BY:** Oscar Alvarado

YEAR	CLUB	AVG	G	AB	R	H	TB	2B	3B	HR	RBI	SH	SF	HP	BB	SO	SB	CS	OBP	SLG	OPS	E	
2018																							
		DID NOT PLAY / Signed Late																					

**RODRIGUEZ, KEVIN — RHP****OD AGE:** 18 **HT:** 6-1 **WT:** 145 **BATS:** R **THROWS:** R **BORN:** 8/13/00 Panama City, PAN**OBTAINED:** Signed as a non-drafted free agent, July 2, 2018.**CAREER NOTES:** **SIGNED BY:** Miguel Ruiz

YEAR	CLUB	AVG	G	AB	R	H	TB	2B	3B	HR	RBI	SH	SF	HP	BB	SO	SB	CS	OBP	SLG	OPS	E	
2018																							
		DID NOT PITCH / Signed Late																					

**ROMERO, CARLOS — RHP****OD AGE:** 19 **HT:** 6-6 **WT:** 175 **BATS:** R **THROWS:** R **BORN:** 7/15/99 San Antonio, VEN**OBTAINED:** Signed as a non-drafted free agent, Oct. 16, 2016.**CAREER NOTES:** 2018: Began the season with the DSL Nationals before appearing in two games for the GCL Nationals...Went 6-1 with a 1.33 ERA between the two clubs.

YEAR	CLUB	W	L	ERA	G	GS	CG	SHO	SV	IP	H	R	ER	HR	HB	BB	SO	SO/9	WP	BK	BAA
2016										DID NOT PITCH / Signed Late											
2017	DSL Nationals	4	0	5.12	14	2	0	0	2	31.2	29	24	18	0	5	16	23	6.5	7	0	.238
2018	DSL Nationals	6	1	1.19	10	9	0	0	0	53.0	28	13	7	1	2	18	47	8.0	1	0	.154
	GCL Nationals	0	0	2.25	2	1	0	0	0	8.0	7	3	2	0	0	3	8	9.0	0	0	.226
<b>MINORS TOTALS</b>		10	1	2.62	26	12	0	0	2	92.2	64	40	27	1	7	37	78	7.6	8	0	.191

**ROMERO, JHON — RHP****OD AGE:** 24 **HT:** 5-10 **WT:** 195 **BATS:** R **THROWS:** R **BORN:** 1/17/95 Cartagena, Colombia**OBTAINED:** Acquired from Chicago (NL) in exchange for RHP Brandon Kintzler, July 31, 2018.**CAREER NOTES:** 2018: Joined Potomac on July 31 before being promoted to Double-A Harrisburg on Aug. 13.

YEAR	CLUB	W	L	ERA	G	GS	CG	SHO	SV	IP	H	R	ER	HR	HB	BB	SO	SO/9	WP	BK	BAA
2015	DSL Cubs	0	1	3.60	3	0	0	0	0	5.0	8	3	2	0	0	1	3	5.4	0	0	.364
2016	DSL Cubs 2	0	0	5.06	5	0	0	0	3	5.1	3	4	3	0	0	2	5	8.4	1	0	.158
2017	Eugene	1	0	1.80	8	0	0	0	1	15.0	8	4	3	0	2	5	19	11.4	1	0	.151
	AZL Cubs	0	0	0.00	1	0	0	0	0	1.0	0	0	0	0	0	1	0	0.0	0	0	.000
	South Bend	0	1	0.35	13	0	0	0	3	25.2	7	2	1	0	2	5	34	11.9	1	0	.085
2018	Myrtle Beach	1	2	3.27	32	0	0	0	9	44.0	40	19	16	1	5	17	57	11.7	3	0	.237
	Potomac	0	0	0.00	4	0	0	0	0	5.1	2	0	0	0	0	2	7	11.8	0	0	.111
	Harrisburg	0	0	6.14	6	0	0	0	0	7.1	10	6	5	1	2	3	3	3.7	0	0	.312
<b>MINORS TOTALS</b>		2	4	2.48	72	0	0	0	16	108.2	78	38	30	2	11	36	128	10.6	6	0	.196

## SCOUTING, RESEARCH & PLAYER DEVELOPMENT

### ROMERO, SETH — LHP

**DD AGE:** 22 **HT:** 6-3 **WT:** 250 **BATS:** L **THROWS:** L **BORN:** 4/19/96 West Columbia, TX **SCHOOL:** University of Houston

**OBTAINED:** Selected in the first round (No. 25 overall) of the 2017 First-Year Player Draft.

**CAREER NOTES:** 2019: Enters the season rated by *Baseball America* as Washington's No. 7 prospect and by MLB Pipeline.com as Washington's No. 6 prospect... Is also cited by *Baseball America* as having the "Best Slider" in Washington's system. 2018: Underwent "Tommy John" ligament-replacement surgery in mid-Aug... Entered the season rated as the No. 5 prospect in Washington's Minor League system by both *Baseball America* and MLB.com... Was cited by *Baseball America* as having the "Best Slider" in the organization. 2017: Reported to the GCL Nationals following the 2017 Draft... Was promoted to short-season Single-A Auburn on Aug. 3. **COLLEGE:** Was considered one of the top collegiate left-handed pitchers in the 2017 First-Year Player Draft... Struck out 85 batters in 48.2 innings pitched while going 4-5 with a 3.51 ERA in 10 games (seven starts) for the University of Houston in 2017... During his three-year collegiate career, he struck out 290 batters in 226.1 innings pitched (11.53 SO/9.0 IP) and walked just 70 batters (2.78 BB/9.0 IP)... Prior to his 2017 season, was named a pre-season second-team All-American by *Collegiate Baseball* and *Baseball America*, and a pre-season third-team All-American by D1Baseball.com... Was named to the 2017 Golden Spikes Award Preseason Watch List. **SIGNED BY:** Tyler Witt.

YEAR	CLUB	W	L	ERA	G	GS	CG	SHO	SV	IP	H	R	ER	HR	HB	BB	SO	SO/9	WP	BK	BAA
2017	GCL Nationals	0	0	0.00	1	1	0	0	0	2.0	0	0	0	0	0	2	3	13.5	0	0	.000
	Auburn	0	1	5.40	6	6	0	0	0	20.0	19	12	12	0	0	6	32	14.4	3	0	.244
2018	Hagerstown	0	1	3.91	7	7	0	0	0	25.1	20	13	11	3	4	8	34	12.1	3	0	.206
<b>MINORS TOTALS</b>		0	2	4.37	14	14	0	0	0	47.1	39	25	23	3	4	16	69	13.1	6	0	.215

### SAGDAL, IAN — INF

**DD AGE:** 25 **HT:** 6-3 **WT:** 189 **BATS:** L **THROWS:** R **BORN:** 1/6/93 Wenatchee, WA **SCHOOL:** Washington State University

**OBTAINED:** Selected in the 16th round of the 2015 First-Year Player Draft.

**CAREER NOTES:** 2018: Led the Carolina League and Washington's Minor League system with a .318 batting average... Led the club and ranked third in the Carolina League with 28 doubles... Was named a Carolina League post-season All-Star... Was named an Organization All-Star by MLB Pipeline.com. 2017: Led the club and ranked third in the Carolina League with 69 RBI. 2016: Ranked among South Atlantic League hitters in OPS (4th, .836), batting average (5th, .303), slugging percentage (7th, .474) and doubles (8th, 30)... His .303 batting average ranked third among Nationals farmhands... Was named a South Atlantic League post-season All-Star... Following the season, was named a MiLB Organization All-Star. **COLLEGE:** Was named 2015-All-Pac-12 honorable mention... Led team in 2015 in batting average (.296), home runs (6), RBI (34), doubles (13), runs scored (35) and stolen bases (13) as a senior... Was the first player in 20 years to lead WSU in all of those categories... Was tied for second in the Pac-12 in triples with five, and was ninth in the conference in slugging percentage (.498). **SIGNED BY:** Everett Stull.

YEAR	CLUB	AVG	G	AB	R	H	TB	2B	3B	HR	RBI	SH	SF	HP	BB	SO	SB	CS	OBP	SLG	OPS	E
2015	Auburn	.235	49	162	28	38	53	6	3	1	20	0	4	3	20	36	1	2	.323	.327	.650	9
2016	Hagerstown	.303	108	409	71	124	194	30	5	10	59	1	4	4	36	90	6	2	.362	.474	.836	5
2017	Potomac	.258	123	473	51	122	189	29	4	10	69	1	6	3	33	116	7	1	.307	.400	.707	6
2018	Potomac	.318	101	390	52	124	176	28	3	6	58	0	8	4	35	69	7	4	.373	.451	.824	9
<b>MINORS TOTALS</b>		.285	381	1434	202	408	612	93	15	27	206	2	22	14	124	311	21	9	.343	.427	.769	29

### SANCHEZ, BRYAN — RHP

**DD AGE:** 16 **HT:** 6-1 **WT:** 175 **BATS:** R **THROWS:** R **BORN:** 8/12/02 Santo Domingo, DOM

**OBTAINED:** Signed as a non-drafted free agent, Nov. 2, 2018.

YEAR	CLUB	W	L	ERA	G	GS	CG	SHO	SV	IP	H	R	ER	HR	HB	BB	SO	SO/9	WP	BK	BAA
2018	DID NOT PITCH / SIGNED LATE																				

### SANCHEZ, BRYANTH — C

**DD AGE:** 18 **HT:** 5-10 **WT:** 175 **BATS:** S **THROWS:** R **BORN:** 8/2/01 Cabimas, VEN

**OBTAINED:** Signed as a non-drafted free agent, July 2, 2018.

YEAR	CLUB	AVG	G	AB	R	H	TB	2B	3B	HR	RBI	SH	SF	HP	BB	SO	SB	CS	OBP	SLG	OPS	E
2018	DID NOT PLAY / Signed Late																					

### SANCHEZ, JOSE — SS

**DD AGE:** 17 **HT:** 5-11 **WT:** 155 **BATS:** R **THROWS:** R **BORN:** 7/12/00 Villa de Cura, VEN

**OBTAINED:** Signed as a non-drafted free agent, July 12, 2016.

**CAREER NOTES:** 2019: Enters the season rated as the No. 17 prospect in Washington's system by *Baseball America* and the No. 13 prospect by MLB Pipeline.com... Is also cited by *Baseball America* as being the "Best Defensive Infielder" in Washington's system. 2018: Entered the season rated by *Baseball America* as being the "Best Defensive Infielder" in Washington's system for the second straight year... Was rated as the No. 23 prospect by *Baseball America* and the No. 27 prospect in Washington's system by MLB.com... Ranked second on the club with 24 walks. 2017: Was one of just two players to play in the GCL during their age-16 season (2nd-youngest player in the league in 2017)... Entered the season rated as the No. 24 prospect in Washington's system, per *Baseball America*... Is also cited by *Baseball America* as being the "Best Defensive Infielder" in Washington's system. 2016: Was rated as the No. 9 prospect in the 2016 International Signing Class by *Baseball America*.

YEAR	CLUB	AVG	G	AB	R	H	TB	2B	3B	HR	RBI	SH	SF	HP	BB	SO	SB	CS	OBP	SLG	OPS	E
2016	DID NOT PLAY / Signed Late																					
2017	GCL Nationals	.209	48	158	22	33	39	3	0	1	20	3	1	2	14	26	0	2	.280	.247	.527	9
2018	Auburn	.230	64	209	20	48	59	9	1	0	23	2	2	1	24	56	1	0	.309	.282	.591	17
<b>MINORS TOTALS</b>		.221	112	367	42	81	98	12	1	1	43	5	3	3	38	82	1	2	.297	.267	.564	26



**SANCHEZ, MARIO — RHP**
**OD AGE:** 24 **HT:** 6-1 **WT:** 185 **BATS:** R **THROWS:** R **BORN:** 10/31/94 Maracaibo, VEN

**OBTAINED:** Signed as a Minor League free agent, Dec. 17, 2018.

YEAR	CLUB	W	L	ERA	G	GS	CG	SHO	SV	IP	H	R	ER	HR	HB	BB	SO	SO/9	WP	BK	BAA
2012	DSL Nationals	0	2	5.79	8	0	0	0	1	14.0	14	10	9	1	2	7	10	6.4	0	0	.269
2013	DSL Nationals	2	3	2.33	18	5	0	0	0	58.0	46	17	15	2	1	14	54	8.4	8	0	.216
2014	Auburn	6	1	4.11	18	0	0	0	3	35.0	30	20	16	1	2	11	25	6.4	3	0	.236
2015	Hagerstown	7	5	4.86	29	8	0	0	2	90.2	98	58	49	11	2	18	70	6.9	6	4	.271
2016	Potomac	5	0	3.46	32	0	0	0	2	78.0	80	33	30	5	6	22	62	7.2	2	0	.264
2017	Reading	4	2	2.88	19	7	0	0	0	56.1	52	20	18	7	2	13	32	5.1	5	0	.251
2018	GCL PhilliesEast	0	1	5.40	4	3	0	0	0	5.0	4	3	3	0	0	0	4	7.2	0	0	.222
	GCL Phillies West	0	0	11.25	3	1	0	0	0	4.0	8	5	5	1	0	0	4	9.0	0	0	.400
<b>MINORS TOTALS</b>		24	14	3.83	131	24	0	0	8	341.0	332	166	145	28	15	85	261	6.9	24	4	.255

**SANFLER, CALDIOLI — OF**
**OD AGE:** 21 **HT:** 6-2 **WT:** 181 **BATS:** L **THROWS:** R **BORN:** 12/7/97 Barahona, DOM

**OBTAINED:** Signed as a non-drafted free agent, April 22, 2016.

**CAREER NOTES:** 2018: Appeared in 23 games for GCL Nationals...Ranked tied for first on the club with three triples.

YEAR	CLUB	AVG	G	AB	R	H	TB	2B	3B	HR	RBI	SH	SF	HP	BB	SO	SB	CS	OBP	SLG	OPS	E
2016		DID NOT PLAY																				
2017	DSL Nationals	.237	61	224	41	53	72	8	4	1	26	1	5	4	37	54	19	6	.348	.321	.669	2
2018	GCL Nationals	.221	23	86	14	19	26	1	3	0	6	1	1	1	7	23	7	2	.284	.302	.586	2
<b>MINORS TOTALS</b>		.232	84	310	55	72	98	9	7	1	32	2	6	5	44	77	26	8	.332	.316	.648	4

**SARDINAS, LUIS — INF**
**OD AGE:** 25 **HT:** 6-0 **WT:** 190 **BATS:** S **THROWS:** R **BORN:** 5/16/93 Bolivar, VEN

**OBTAINED:** Signed as a Minor League free agent, Jan. 23, 2019.

**CAREER NOTES:** 2018: Began the season with Triple-A Norfolk before having his contract selected by Baltimore on April 17. 2017: Began the season with San Diego and before joining the Orioles organization at the end of May...Earned International Player of the Week honors on Sept. 4. 2016: Set career-highs in nearly every offensive category including games (66), hits (44), home runs (four), RBI (18), and runs scored (25). 2015: Enjoyed two stints with the Brewers...Earned Pacific Coast League Player of the Week honors on Aug. 10...Entered the season as the third-best prospect in Milwaukee's system according to *Baseball America*. 2014: Made his Major League debut as a defensive replacement on April 20 vs. Chicago (AL) and collected his first Major League hit with an infield single in the eighth inning...At 20 years old, was the third-youngest player to appear in the Majors in 2014. 2013: Split the season between Single-A Myrtle Beach and Double-A Frisco...Rated as the 11th-best prospect in the Texas League by *Baseball America* at the end of the season. 2012: Spent entire season with Single-A Hickory where he ranked tied for 10th in the South Atlantic League with 32 stolen bases. **SIGNED BY:** Rafic Saab, Pedra Avila and Mike Daly (TEX)

YEAR	CLUB	AVG	G	AB	R	H	TB	2B	3B	HR	RBI	SH	SF	HP	BB	SO	SB	CS	OBP	SLG	OPS	E
2010	AZL Rangers	.311	26	103	22	32	36	4	0	8	6	1	2	7	15	8	2	.363	.350	.713	7	
2011	AZL Rangers	.308	14	52	11	16	20	2	1	0	7	0	2	2	4	10	2	1	.367	.385	.752	4
2012	Hickory	.291	96	374	65	109	133	14	2	2	30	2	3	4	29	52	32	9	.346	.356	.702	21
2013	Myrtle Beach	.298	97	383	69	114	138	15	3	1	31	5	5	7	32	54	27	8	.358	.360	.718	26
	Frisco	.259	29	135	12	35	42	4	0	1	15	1	0	1	4	21	5	2	.286	.311	.597	6
2014	Round Rock	.290	60	262	39	76	98	15	2	1	28	2	1	0	8	39	9	4	.310	.374	.684	9
	Texas	.261	43	115	12	30	36	6	0	0	8	3	0	2	5	21	5	1	.303	.313	.616	4
	Frisco	.253	21	87	12	22	29	5	1	0	9	0	0	0	3	12	1	1	.278	.333	.611	3
2015	Milwaukee	.196	36	97	8	19	21	0	1	0	4	1	1	0	6	25	0	0	.240	.216	.456	2
	Colorado Springs	.282	103	390	51	110	140	17	5	1	33	5	0	1	20	54	16	4	.319	.359	.678	15
2016	San Diego	.287	34	108	13	31	45	6	1	2	13	1	0	0	11	23	3	1	.353	.417	.770	5
	Seattle	.181	32	72	12	13	19	0	0	2	5	3	0	1	1	25	1	1	.203	.264	.467	2
	Tacoma	.252	44	163	17	41	45	4	0	0	17	1	2	2	9	20	7	4	.295	.276	.571	2
	El Paso	.263	5	19	5	7	2	0	0	1	0	0	0	3	3	1	0	.364	.368	.732	0	
2017	San Diego	.163	29	49	3	8	8	0	0	0	1	0	0	0	4	11	1	0	.226	.163	.389	2
	Norfolk	.319	83	310	34	99	130	10	3	5	30	6	1	2	12	39	6	4	.348	.419	.767	13
2018	Baltimore	.111	8	18	2	5	0	0	0	1	1	0	0	0	2	5	0	0	.200	.278	.478	2
	Norfolk	.264	63	231	25	61	88	15	0	4	21	5	0	1	10	41	2	3	.298	.381	.679	9
<b>MINORS TOTALS</b>		.287	641	2509	362	720	906	107	17	15	230	33	15	22	141	360	116	42	.329	.361	.690	115
<b>MLB TOTALS</b>		.224	182	459	50	103	134	12	2	5	32	8	1	3	29	110	10	3	.274	.292	.566	17

**SCHALLER, REID — RHP**
**OD AGE:** 22 **HT:** 6-3 **WT:** 210 **BATS:** R **THROWS:** R **BORN:** 4/2/97 Indianapolis, IN

**SCHOOL:** Vanderbilt (TN) University

**OBTAINED:** Selected in the third round of the 2018 First-Year Player Draft.

**CAREER NOTES:** 2019: Enters the season rated as the No. 11 prospect in Washington's system by Baseball America and the No. 18 prospect by MLB Pipeline.com. 2018: Began the season with the GCL Nationals before being promoted to short-season Single-A Auburn on July 30...Allowed just two earned runs while striking out 16 batters and walking three in 11.2 IP in GCL play. **COLLEGE:** As a redshirt freshman in 2018, went 1-1 with a 3.77 ERA in 28.2 IP across 21 appearances (two starts)...He struck out 39 batters compared to just nine walks...He missed the 2017 season and took a medical redshirt as a result of having "Tommy John" surgery on his right elbow...Went 19-4 with a 2.01 ERA and 200 strikeouts over 153.0 IP in four years at Lebanon (ID) High School. **SIGNED BY:** Brian Cleary

YEAR	CLUB	W	L	ERA	G	GS	CG	SHO	SV	IP	H	R	ER	HR	HB	BB	SO	SO/9	WP	BK	AVG
2018	GCL Nationals	0	1	1.54	5	5	0	0	0	11.2	9	2	2	1	1	3	16	12.3	0	0	.209
	Auburn	2	2	5.90	7	7	0	0	0	29.0	30	19	19	0	1	9	16	5.0	5	0	.268
<b>MINORS TOTALS</b>		2	3	4.65	12	12	0	0	0	40.2	39	21	21	1	2	12	32	7.1	5	0	.252

# SCOUTING, RESEARCH & PLAYER DEVELOPMENT

## SEGURA, FAUSTO — RHP

**OD AGE:** 22 **HT:** 6-3 **WT:** 191 **BATS:** R **THROWS:** R **BORN:** 10/24/96 Barahona, DOM

**OBTAINED:** Signed as a non-drafted free agent, July 2, 2017.

**CAREER NOTES:** 2018: Appeared in seven games for the GCL Nationals.

YEAR	CLUB	W	L	ERA	G	GS	CG	SHO	SV	IP	H	R	ER	HR	HB	BB	SO	SO/9	WP	BK	BAA
2017	DSL Nationals	1	3	2.96	8	3	0	0	0	24.1	16	13	8	0	1	16	19	7.0	1	0	.190
2018	GCL Nationals	1	3	6.60	7	0	0	0	0	15.0	17	13	11	1	0	9	13	7.8	1	0	.283
<b>MINORS TOTALS</b>		<b>2</b>	<b>6</b>	<b>4.35</b>	<b>15</b>	<b>3</b>	<b>0</b>	<b>0</b>	<b>0</b>	<b>39.1</b>	<b>33</b>	<b>26</b>	<b>19</b>	<b>1</b>	<b>1</b>	<b>25</b>	<b>32</b>	<b>7.3</b>	<b>2</b>	<b>0</b>	<b>.229</b>

## SEIJAS, KARLO — RHP

**OD AGE:** 18 **HT:** 6-1 **WT:** 185 **BATS:** R **THROWS:** R **BORN:** 9/6/00 Aragua, VEN

**OBTAINED:** Signed as a non-drafted free agent, July 3, 2017.

**CAREER NOTES:** 2018: Started 12 games for the DSL Nationals...Struck out 48 batters in 54.1 IP (8.0 SO/9 IP).

YEAR	CLUB	W	L	ERA	G	GS	CG	SHO	SV	IP	H	R	ER	HR	HB	BB	SO	SO/9	WP	BK	BAA
2017	DID NOT PITCH / Signed Late																				
2018	DSL Nationals	2	7	5.47	12	12	0	0	0	54.1	53	43	33	2	5	26	48	8.0	9	1	.259
<b>MINOR TOTALS</b>		<b>2</b>	<b>7</b>	<b>5.47</b>	<b>12</b>	<b>12</b>	<b>0</b>	<b>0</b>	<b>0</b>	<b>54.1</b>	<b>53</b>	<b>43</b>	<b>33</b>	<b>2</b>	<b>5</b>	<b>26</b>	<b>48</b>	<b>8.0</b>	<b>9</b>	<b>1</b>	<b>.259</b>

## SELF, DEREK — RHP

**OD AGE:** 29 **HT:** 6-3 **WT:** 205 **BATS:** R **THROWS:** R **BORN:** 1/14/90 Louisville, KY

**SCHOOL:** University of Louisville

**OBTAINED:** Selected in the ninth round of the 2012 First-Year Player Draft.

**CAREER NOTES:** 2018: Went 6-2 with a 2.88 ERA between Double-A Harrisburg and Triple-A Syracuse...Was named a mid-season Eastern League All-Star. 2017: Made 37 appearances between Double-A Harrisburg and Triple-A Syracuse. 2016: Appeared in 37 games between Single-A Potomac, Double-A Harrisburg and Triple-A Syracuse...Went 4-2 with two saves and a 3.66 ERA between the three stops...Made his first appearance in Triple-A. 2015: Went 4-5 with a 3.56 ERA in 37 games between Double-A Harrisburg and Single-A Potomac. 2014: Was named a Carolina League mid-season All-Star (3-0, 1.69 ERA)...Was promoted to Double-A Harrisburg on 13...Following the season, participated in the Arizona Fall League. 2013: His eight saves were fourth among Nationals Minor Leaguers. 2012: His 14 saves were tied for the most in the New York-Penn League and were fourth-most in the Nationals organization. COLLEGE: Began the 2012 season as UL's setup man before taking over the closer role...Went on to collect a team-leading seven saves while posting a 2-2 record and a 3.41 ERA...Named third-team All-Big East. **SIGNED BY:** Reed Dunn

YEAR	CLUB	W	L	ERA	G	GS	CG	SHO	SV	IP	H	R	ER	HR	HB	BB	SO	SO/9	WP	BK	BAA
2012	Auburn	1	3	3.27	26	0	0	0	14	33.0	32	13	12	0	1	8	25	6.8	2	0	.260
2013	Potomac	4	2	6.29	23	0	0	0	4	24.1	30	18	17	3	1	10	20	7.4	6	0	.309
	Hagerstown	0	3	3.41	24	0	0	0	4	31.2	34	12	12	2	3	6	29	8.2	0	0	.281
2014	Potomac	3	0	1.69	17	0	0	0	3	26.2	19	5	5	1	2	5	30	10.1	2	0	.196
	Harrisburg	2	4	3.38	25	0	0	0	1	40.0	44	21	15	7	0	13	31	7.0	1	0	.273
2015	Harrisburg	1	0	5.14	8	0	0	0	0	14.0	23	8	8	3	0	7	13	8.4	0	0	.383
	Potomac	3	5	3.09	29	0	0	0	2	46.2	48	16	16	4	3	8	32	6.2	3	0	.262
2016	Potomac	0	0	0.00	5	0	0	0	1	7.2	3	0	0	0	0	2	4	4.7	0	0	.120
	Harrisburg	4	2	4.10	30	0	0	0	0	52.2	60	25	24	5	0	18	43	7.3	1	0	.293
	Syracuse	0	0	4.91	2	0	0	0	1	3.2	4	2	2	0	0	1	2.5	0	0	0	.286
2017	Harrisburg	4	3	3.86	36	2	0	0	1	58.1	58	27	25	7	0	18	36	5.6	0	0	.262
	Syracuse	1	0	2.70	1	0	0	0	0	3.1	3	1	1	0	0	2	1	2.7	0	0	.250
2018	Harrisburg	5	2	3.05	42	0	0	0	6	56.0	52	21	19	5	0	7	39	6.3	1	0	.252
	Syracuse	1	0	0.00	2	0	0	0	0	3.1	3	1	0	0	0	4	10.8	0	0	0	.231
<b>MINORS TOTALS</b>		<b>29</b>	<b>24</b>	<b>3.5</b>	<b>270</b>	<b>2</b>	<b>0</b>	<b>0</b>	<b>37</b>	<b>401.1</b>	<b>413</b>	<b>170</b>	<b>156</b>	<b>37</b>	<b>10</b>	<b>104</b>	<b>308</b>	<b>6.9</b>	<b>16</b>	<b>0</b>	<b>.269</b>

## SENIOR, ERIC — OF

**OD AGE:** 21 **HT:** 6-2 **WT:** 170 **BATS:** R **THROWS:** R **BORN:** 9/29/97 Toronto, CAN

**SCHOOL:** Midland (TX) Junior College

**OBTAINED:** Selected in the 13th round of the 2017 First-Year Player Draft.

**CAREER NOTES:** 2018: Hit safely in 22 of his 34 games...His eight doubles ranked third in the club. 2017: Reported to the GCL Nationals following the 2017 Draft. COLLEGE: Hit .398 while leading his team with 90 hits, 17 home runs, and 91 RBI while starting in 58 of the team's 59 games...His 17 home runs and 91 RBI each set Midland College single-season records...He also added 12 stolen bases in 13 attempts...He won the Western Junior College Athletic Conference Most Valuable Player Award and was named to both the NJCAA 2017 All-Region Baseball Team and the 2017 WJAC All-Conference Baseball Team. **SIGNED BY:** Ed Gustafson.

YEAR	CLUB	AVG	G	AB	R	H	TB	2B	3B	HR	RBI	SH	SF	HP	BB	SO	SB	CS	OBP	SLG	OPS	E
2017	GCL Nationals	.267	6	15	3	4	7	0	0	1	2	0	1	1	2	4	1	0	.368	.467	.835	1
2018	GCL Nationals	.274	34	113	13	31	39	8	0	14	1	1	1	9	19	3	2	.331	.345	.676	1	
<b>MINORS TOTALS</b>		<b>.273</b>	<b>40</b>	<b>128</b>	<b>16</b>	<b>35</b>	<b>46</b>	<b>8</b>	<b>0</b>	<b>1</b>	<b>16</b>	<b>1</b>	<b>2</b>	<b>2</b>	<b>11</b>	<b>23</b>	<b>4</b>	<b>2</b>	<b>.336</b>	<b>.359</b>	<b>.695</b>	<b>2</b>

## SEVERINO, WILSON — RHP

**OD AGE:** 20 **HT:** 6-4 **WT:** 188 **BATS:** R **THROWS:** R **BORN:** 6/7/98 Santiago de los Caballeros, DOM

**OBTAINED:** Signed as a non-drafted free agent, July 2, 2016.

YEAR	CLUB	W	L	ERA	G	GS	CG	SHO	SV	IP	H	R	ER	HR	HB	BB	SO	SO/9	WP	BK	BAA
2016	DID NOT PITCH / Signed Late																				
2017	DSL Nationals	1	0	2.41	13	0	0	0	0	18.2	17	6	5	0	0	13	7	3.8	4	0	.233
2018	DSL Nationals	1	2	6.00	15	0	0	0	3	21.0	14	16	14	1	6	20	20	8.6	6	0	.194
<b>MINORS TOTALS</b>		<b>2</b>	<b>2</b>	<b>4.31</b>	<b>28</b>	<b>0</b>	<b>0</b>	<b>0</b>	<b>3</b>	<b>39.2</b>	<b>31</b>	<b>22</b>	<b>19</b>	<b>1</b>	<b>6</b>	<b>33</b>	<b>27</b>	<b>6.1</b>	<b>10</b>	<b>0</b>	<b>.214</b>



NATIONALS PARK  
 COMMUNITY RELATIONS  
 DREAM FOUNDATION  
 YOUTH BASEBALL ACADEMY  
 FRONT OFFICE | OWNERSHIP  
 MANAGER | COACHING STAFF  
 PLAYERS  
 2018 IN REVIEW  
 HISTORY AND RECORDS  
 SCOUTING | RESEARCH | PLAYER DEV.  
 MEDIA

**SHARP, STERLING — RHP****DD AGE:** 23 **HT:** 6-4 **WT:** 180 **BATS:** R **THROWS:** R **BORN:** 5/30/95 West Bloomfield, MI **SCHOOL:** Drury (MO) University**OBTAINED:** Selected in the 22nd round of the 2016 First-Year Player Draft.**CAREER NOTES:** 2019: Enters the season rated by *Baseball America* as Washington's No. 8 prospect and by *MLBPipeline.com* as Washington's No. 11 prospect...Is also cited by *Baseball America* as being the "Best Athlete" in Washington's system. 2018: Began the season with Single-A Potomac before being promoted to Double-A Harrisburg... Was tied for first in wins (11) and sixth in ERA (3.70) among Nationals Minor leaguers...Was named a Carolina League mid-season All-Star...Entered the season rated by *Baseball America* as having the "Best Control" in Washington's Minor League system. 2017: Began the season with Single-A Hagerstown before being promoted to Single-A Potomac on Aug. 3...His 3.97 ERA between the two stops was good for fifth among qualified Nationals Minor Leaguers. 2016: Reported to the GCL Nationals following the 2016 Draft...Was promoted to short-season Single-A Auburn for one start on Sept. 5. **COLLEGE:** Led Drury with 18 appearances as a reliever, going 2-5 with a 5.90 ERA his junior year...Had 43 strikeouts in 50.1 innings of work...His 43 strikeouts were third-best on the team...Also played college ball at Eastern Michigan and Darton State (GA) College...Was originally selected by the Atlanta Braves in the 30th round of the 2013 First-Year Player Draft. **SIGNED BY:** Brandon Larson.

YEAR	CLUB	W	L	ERA	G	GS	CG	SHO	SV	IP	H	R	ER	HR	HB	BB	SO	SO/9	WP	BK	BAA
2016	GCL Nationals	3	0	3.24	11	7	0	0	2	41.2	47	16	15	2	2	6	35	7.6	6	1	.287
	Auburn	0	0	3.60	1	1	0	0	0	5.0	6	3	2	0	0	0	3	5.4	0	0	.316
2017	Hagerstown	4	9	3.69	18	17	1	0	0	92.2	100	46	38	8	6	14	69	6.7	8	0	.271
	Potomac	2	2	4.78	6	5	0	0	0	32.0	39	19	17	4	0	13	26	7.3	3	0	.307
2018	Potomac	5	3	3.16	14	14	0	0	0	79.2	82	32	28	4	6	21	58	6.6	5	0	.262
	Harrisburg	6	3	4.33	13	13	1	0	0	68.2	72	39	33	6	2	26	47	6.2	4	0	.268
<b>MINORS TOTALS</b>		20	17	3.74	63	57	2	0	2	319.2	346	155	133	24	16	80	238	6.7	26	1	.274

**SOSA, RONALDY — C****DD AGE:** 20 **HT:** 6-0 **WT:** 160 **BATS:** L **THROWS:** R **BORN:** 11/2/989 Santo Domingo, DOM**OBTAINED:** Signed as a non-drafted free agent, July 2, 2016.

YEAR	CLUB	AVG	G	AB	R	H	TB	3B	HR	RBI	SH	SF	HP	BB	SO	SB	CS	OBP	SLG	OPS	E	
2016	DID NOT PLAY / Signed Late																					
2017	DSL Nationals	.262	58	206	23	54	66	10	1	0	21	1	2	5	19	31	2	2	.336	.320	.656	3
2018	GCL Nationals	.184	35	114	11	21	27	6	0	0	12	0	1	1	8	24	0	0	.242	.237	.479	6
<b>MINORS TOTALS</b>		.234	93	320	34	75	93	16	1	0	33	1	3	6	27	55	2	2	.303	.291	.594	9

**STOECKINGER, JACKSON — LHP****DD AGE:** 23 **HT:** 6-4 **WT:** 210 **BATS:** L **THROWS:** L **BORN:** 2/13/96 Harrodsburg, KY **SCHOOL:** College of Central Florida**OBTAINED:** Selected in the 12th round of the 2017 First-Year Player Draft.**CAREER NOTES:** 2018: Made 21 appearances (19 starts) between Single-A Hagerstown and short-season Single-A Auburn. 2017: Reported to the GCL Nationals following the 2017 Draft. **COLLEGE:** Made nine appearances (eight starts) in his second season with the Patriots, pitching to a 4.96 ERA (18 ER/32.2 IP) while tallying 28 strikeouts in 32.2 innings...He underwent "Tommy John" ligament replacement surgery in 2016, cutting his season short after only two starts...As a Freshman in 2015 he won Co-Conference Pitcher of the Year honors while pitching for Southeastern (IA) Community College. **SIGNED BY:** Buddy Hernandez.

YEAR	CLUB	W	L	ERA	G	GS	CG	SHO	SV	IP	H	R	ER	HR	HB	BB	SO	SO/9	WP	BK	BAA
2017	GCL Nationals	2	0	4.73	8	5	0	0	0	26.2	28	14	14	1	1	7	31	10.5	1	0	.269
2018	Hagerstown	3	6	6.38	14	13	0	0	0	67.2	86	53	48	12	4	11	51	6.8	0	0	.306
	Auburn	3	1	2.08	7	6	0	0	0	34.2	31	8	8	1	6	6	29	7.5	2	0	.244
<b>MINORS TOTALS</b>		8	7	4.88	29	24	0	0	0	129.0	145	75	70	14	11	24	111	7.7	3	0	.283

**STROM, LEIF — RHP****DD AGE:** 21 **HT:** 6-6 **WT:** 215 **BATS:** R **THROWS:** R **BORN:** 5/17/97 Puyallup, WA **SCHOOL:** Pierce (WA) College**OBTAINED:** Selected in the 21st round of the 2017 First-Year Player Draft.**CAREER NOTES:** 2018: Made 11 appearances (nine starts) for the GCL Nationals. **COLLEGE:** Compiled a 9-0 record and a 2.51 ERA in 20 games (17 starts) over his two-year career at Pierce College, tallying 80 strikeouts in 93.1 innings pitched. **SIGNED BY:** Scott Ramsay.

YEAR	CLUB	W	L	ERA	G	GS	CG	SHO	SV	IP	H	R	ER	HR	HB	BB	SO	SO/9	WP	BK	BAA
2017	DID NOT PITCH / Injured																				
2018	GCL Nationals	1	3	4.83	11	9	1	0	0	41.0	52	23	22	2	6	10	31	6.8	3	0	.304
<b>MINORS TOTALS</b>		1	3	4.83	11	9	1	0	0	41.0	52	23	22	2	6	10	31	6.8	3	0	.304

**SUNDBERG, JACK — OF****DD AGE:** 25 **HT:** 5-11 **WT:** 195 **BATS:** L **THROWS:** R **BORN:** 7/21/93 Mansfield, CT **SCHOOL:** University of Connecticut**OBTAINED:** Selected in the 26th round of the 2016 First-Year Player Draft.**CAREER NOTES:** 2018: Appeared in a career-high 113 games...His 51 walks with Single-A Potomac ranked second on the team. 2017: Ranked among Nationals farmhands in stolen bases (3rd, 24) and batting average (.10th, .277)...His .361 OBP ranked fifth in the Carolina League, while his 24 stolen bases ranked tied for seventh in the Carolina League and his .277 average ranked ninth. **COLLEGE:** Batted .258 with five home runs and 28 RBI...Sundberg was tied for the team high in runs (53) and was first in walks (45) and second in triples (three)...Was voted second team All-AAC for two straight seasons (2015-2016). **SIGNED BY:** John Malzone

YEAR	CLUB	AVG	G	AB	R	H	TB	3B	HR	RBI	SH	SF	HP	BB	SO	SB	CS	OBP	SLG	OPS	E	
2016	GCL Nationals	.259	6	27	7	7	12	0	1	2	0	0	0	6	6	3	1	.394	.444	.838	0	
	Auburn	.269	19	67	5	18	22	0	2	0	5	0	1	0	9	9	4	1	.351	.328	.679	0
	Hagerstown	.242	20	62	7	15	19	4	0	0	7	0	0	0	7	18	5	1	.319	.306	.626	0
2017	Potomac	.277	110	393	56	109	128	14	1	28	11	4	2	52	110	24	8	.361	.326	.687	2	
2018	Potomac	.261	99	322	47	84	105	10	1	34	7	6	3	51	85	8	9	.361	.326	.687	1	
	Hagerstown	.200	14	55	4	11	13	2	0	4	1	1	1	3	20	2	0	.250	.236	.486	0	
<b>MINORS TOTALS</b>		.263	268	926	126	244	299	30	5	80	19	12	6	128	248	46	20	.353	.323	.676	3	



## SCOUTING, RESEARCH & PLAYER DEVELOPMENT

### TAPANI, RYAN — RHP

**DD AGE:** 24 **HT:** 6-0 **WT:** 180 **BATS:** R **THROWS:** R **BORN:** 6/28/94 Wayzata, MN **SCHOOL:** Creighton (NE) University

**OBTAINED:** Selected in the 21st round of the 2018 First-Year Player Draft.

**CAREER NOTES:** 2018: Struck out 30 batters while walking just four in 15 games (three starts) in his first professional season with short-season Single-A Auburn. **COLLEGE:** Went 10-1 in 14 starts, pitching to a 2.38 ERA (25 ER/94.2 IP), recording 95 strikeouts to just 25 walks along the way in 2018...He finished his Blue Jay career tied for the best winning percentage in school history at .867 (13-2 and was named National Collegiate Baseball Writers Association Second-Team All-American. **SIGNED BY:** Brandon Larson

YEAR	CLUB	W	L	ERA	G	GS	CG	SHO	SV	IP	H	R	ER	HR	HB	BB	SO	SO/9	WP	BK	AVG
2018	Auburn	0	2	3.56	15	3	0	0	2	30.1	29	12	12	1	0	4	30	8.9	0	0	.250
<b>MINORS TOTALS</b>		0	2	3.56	15	3	0	0	2	30.1	29	12	12	1	0	4	30	8.9	0	0	.250

### TATIS, GUILLERMO — INF/OF

**DD AGE:** 18 **HT:** 6-1 **WT:** 180 **BATS:** R **THROWS:** R **BORN:** 6/3/00 Santo Domingo, DOM

**OBTAINED:** Signed as a non-drafted free agent, July 2, 2017.

**CAREER NOTES:** 2018: Appeared in 48 games for DSL Nationals...His 12 doubles ranked tied for second in the club.

YEAR	CLUB	AVG	G	AB	R	H	TB	2B	HR	RBI	SH	SF	HP	BB	SO	SB	CS	OBP	SLG	OPS	E	
DID NOT PLAY / Signed Late																						
2018	DSL Nationals	.206	48	160	21	33	50	12	1	1	24	0	1	2	22	53	3	1	.308	.313	.621	10
<b>MINORS TOTALS</b>		.206	48	160	21	33	50	12	1	1	24	0	1	2	22	53	3	1	.308	.313	.621	10

### TAVERAS, FELIX — RHP

**DD AGE:** 24 **HT:** 6-2 **WT:** 155 **BATS:** R **THROWS:** R **BORN:** 7/11/95 Payita, DOM

**OBTAINED:** Signed as a non-drafted free agent, Oct. 11, 2014.

YEAR	CLUB	W	L	ERA	G	GS	CG	SHO	SV	IP	H	R	ER	HR	HB	BB	SO	SO/9	WP	BK	BAA
DID NOT PITCH / Signed Late																					
2015	DSL Nationals	2	2	5.33	14	13	0	0	0	49.0	44	42	29	3	5	30	45	8.3	12	0	.235
2016	DSL Nationals	4	2	4.61	10	10	0	0	0	41.0	38	24	21	3	9	18	48	10.5	4	2	.241
2017	Auburn	0	0	6.00	1	0	0	0	0	3.0	2	2	2	0	1	3	5	15.0	4	0	.200
DID NOT PITCH / Injured																					
<b>MINORS TOTALS</b>		6	4	5.03	25	23	0	0	0	93.0	84	68	52	6	15	51	98	9.5	20	2	.237

### TEEL, CARSON — LHP

**DD AGE:** 23 **HT:** 6-0 **WT:** 160 **BATS:** L **THROWS:** L **BORN:** 12/17/95 Stillwater, OK **SCHOOL:** Oklahoma State University

**OBTAINED:** Selected in the 16th round of the 2018 First-Year Player Draft.

**CAREER NOTES:** 2018: Went 1-0 with one save and a 2.39 ERA in 14 games (six starts) between GCL Nationals and short-season Single-A-Auburn...Struck out 30 batters while walking seven between the two clubs. **COLLEGE:** Led the team with eight wins going 8-4 with a 4.34 ERA (42 ER/87 IP) during his junior year...He recorded 91 strikeouts and 38 walks in 2018. **SIGNED BY:** Ed Gustafson

YEAR	CLUB	W	L	ERA	G	GS	CG	SHO	SV	IP	H	R	ER	HR	HB	BB	SO	SO/9	WP	BK	AVG
2018	GCL Nationals	0	0	3.60	2	2	0	0	0	5.0	4	2	2	0	0	1	7	12.6	0	0	.211
	Auburn	1	0	2.20	12	4	0	0	1	32.2	31	9	8	1	0	6	23	6.3	1	0	.246
<b>MINORS TOTALS</b>		1	0	2.39	14	6	0	0	1	37.2	35	11	10	1	0	7	30	7.2	1	0	.241

### TEJEDA, ERICK — INF

**DD AGE:** 17 **HT:** 6-4 **WT:** 162 **BATS:** R **THROWS:** R **BORN:** 12/26/01, Sando Domingo, DOM

**OBTAINED:** Signed as a non-drafted free agent, July 2, 2018.

**CAREER NOTES:** **SIGNED BY:** Modesto Ulloa

YEAR	CLUB	AVG	G	AB	R	H	TB	2B	3B	HR	RBI	SH	SF	HP	BB	SO	SB	CS	OBP	SLG	OPS	E
DID NOT PLAY / Signed Late																						

### TETREAULT, JACKSON — RHP

**DD AGE:** 22 **HT:** 6-5 **WT:** 170 **BATS:** R **THROWS:** R **BORN:** 6/3/96 Ruskin, FL **SCHOOL:** State College of Florida

**OBTAINED:** Selected in the seventh round of the 2017 First-Year Player Draft.

**CAREER NOTES:** 2019: Enters the season rated as the No. 21 prospect in Washington's system by Baseball America and the No. 27 prospect by MLB Pipeline.com. 2018: Entered the season rated as the No. 16 prospect by Baseball America and the No. 17 prospect in Washington's system by MLB.com...Went 4-9 with a 4.07 ERA between Single-A Hagerstown and Single-A Potomac...His 138 strikeouts ranked second among Nationals Minor Leaguers...His 4.07 ERA ranked 10th among qualified pitchers in Washington's Minor League system. 2017: Reported to the GCL Nationals following the 2017 Draft...Was promoted to short-season Single-A Auburn on Aug. 3. **COLLEGE:** Collected 105 strikeouts over 80.1 innings pitched in his lone season at the junior college level. **SIGNED BY:** Buddy Hernandez

YEAR	CLUB	W	L	ERA	G	GS	CG	SHO	SV	IP	H	R	ER	HR	HB	BB	SO	SO/9	WP	BK	BAA
2017	GCL Nationals	0	0	4.50	1	0	0	0	0	2.0	1	1	1	1	0	1	2	9.0	0	0	.143
	Auburn	2	2	2.58	11	6	0	0	0	38.1	32	15	11	1	0	16	36	8.5	2	0	.216
2018	Hagerstown	3	8	4.01	20	20	0	0	0	110.0	108	62	49	10	5	34	118	9.7	8	1	.255
	Potomac	1	1	4.37	4	4	1	0	0	22.2	21	12	11	2	0	7	20	7.9	0	0	.241
<b>MINORS TOTALS</b>		6	11	3.75	36	30	1	0	0	173.0	162	90	72	14	5	58	176	9.2	10	1	.252

### THEOPHILE, RODNEY — RHP

**DD AGE:** 19 **HT:** 6-5 **WT:** 230 **BATS:** R **THROWS:** R **BORN:** 9/16/1999 Laguna de Perlas, NIC

**OBTAINED:** Signed as a non-drafted free agent, June 1, 2018.

YEAR	CLUB	W	L	ERA	G	GS	CG	SHO	SV	IP	H	R	ER	HR	HB	BB	SO	SO/9	WP	BK	BAA
2018	GCL Nationals	0	4	10.67	10	5	0	0	0	14.1	23	21	17	3	1	11	11	6.9	1	0	.359
<b>MINORS TOTALS</b>		0	4	10.67	10	5	0	0	0	14.1	23	21	17	3	1	11	11	6.9	1	0	.359

**TOVAR, EDANGEL — OF****DD AGE:** 18 **HT:** 5-10 **WT:** 150 **BATS:** R **THROWS:** R **BORN:** 7/26/00 Aragua, VEN**OBTAINED:** Signed as a non-drafted free agent, July 3, 2017.**CAREER NOTES:** 2018: Appeared in 51 games for DSL Nationals...His three home runs ranked tied for first in the club.

YEAR	CLUB	AVG	G	AB	R	H	TB	2B	3B	HR	RBI	SH	SF	HP	BB	SO	SB	CS	OBP	SLG	OPS	E
2017																						
2018	DSL Nationals	.268	51	168	30	45	64	8	1	3	18	0	1	3	11	30	7	10	.322	.381	.703	4
	<b>MINORS TOTALS</b>	.268	51	168	30	45	64	8	1	3	18	0	1	3	11	30	7	10	.322	.381	.703	4

**TROOP, ALEX — LHP****DD AGE:** 22 **HT:** 6-5 **WT:** 210 **BATS:** L **THROWS:** L **BORN:** 7/19/96 Batavia, IL **SCHOOL:** Michigan State University**OBTAINED:** Selected in the ninth round of the 2017 First-Year Player Draft.**CAREER NOTES:** 2018: Struck out 16 batters in 17.0 IP (8.5 SO/9 IP). 2017: Posted a 2.79 ERA across three levels of Washington's system. **COLLEGE:** Was one of five finalists for the John Olerud Two-Way Player Award, given by the College Baseball Foundation, as he played first base and served as a designated hitter in games he was not pitching for the Spartans...Tied for the Big Ten lead in wins with eight and ranked fourth in the conference with a 2.47 ERA in 14 starts...Was named second team All-Big 10 honors. **SIGNED BY:** Justin Bloxom

YEAR	CLUB	W	L	ERA	G	GS	CG	SHO	SV	IP	H	R	ER	HR	HB	BB	SO	SO/9	WP	BK	BAA
2017	GCL Nationals	0	0	0.00	1	1	0	0	0	2.0	0	0	0	0	0	0	2	9.0	0	0	.000
	Auburn	2	4	3.13	10	3	0	0	0	31.2	30	12	11	3	0	9	23	6.5	3	0	.246
	Hagerstown	0	0	1.80	2	0	0	0	0	5.0	2	1	1	1	0	4	7.2	0	0	0	.125
2018	Hagerstown	1	3	4.76	4	3	0	0	0	17.0	21	12	9	2	0	5	16	8.5	0	0	.284
	<b>MINORS TOTALS</b>	3	7	3.40	17	7	0	0	0	55.2	53	25	21	6	0	14	45	7.3	3	0	.243

**TURBI, FRAILIN — C****DD AGE:** 18 **HT:** 6-0 **WT:** 165 **BATS:** R **THROWS:** R **BORN:** 10/19/00 Peravia, DOM**OBTAINED:** Signed as a non-drafted free agent, July 2, 2017.

YEAR	CLUB	AVG	G	AB	R	H	TB	2B	3B	HR	RBI	SH	SF	HP	BB	SO	SB	CS	OBP	SLG	OPS	E
2017																						
2018																						

**TURNER, TREY — RHP****DD AGE:** 22 **HT:** 6-1 **WT:** 195 **BATS:** R **THROWS:** R **BORN:** 6/15/96 Fort Scott, KS **SCHOOL:** Missouri State University**OBTAINED:** Selected in the 10th round of the 2017 First-Year Player Draft.**CAREER NOTES:** 2018: Went 1-1 with a 5.30 ERA in 16 games between short-season Single-A Auburn and GCL Nationals...Struck out 24 batters in 18.2 innings between the two stops (11.6 SO/9.0 IP).

YEAR	CLUB	W	L	ERA	G	GS	CG	SHO	SV	IP	H	R	ER	HR	HB	BB	SO	SO/9	WP	BK	BAA
2017																					
2018	Auburn	0	0	6.75	2	0	0	0	0	1.1	1	5	1	1	0	2	0	0.0	1	0	.143
	GCL Nationals	1	1	5.19	14	0	0	0	1	17.1	16	15	10	0	2	20	24	12.5	4	0	.239
	<b>MINORS TOTALS</b>	1	1	5.30	16	0	0	0	1	18.2	17	20	11	1	2	22	24	11.6	5	0	.230

**UPSHAW, ARMOND — CF****DD AGE:** 22 **HT:** 6-0 **WT:** 190 **BATS:** S **THROWS:** L **BORN:** 6/20/96 Newnan, GA **SCHOOL:** Pensacola State (FL) Junior College**OBTAINED:** Selected in the 11th round of the 2016 First-Year Player Draft.**CAREER NOTES:** 2018: Entered the season rated as the No. 30 prospect in Washington's system by MLB.com...His 24 stolen bases ranked second among all Nationals Minor Leaguers. 2017: Ranked second in the New York-Penn League with 41 walks...Led the Doubledays with 11 stolen bases. 2016: Reported to the GCL Nationals following the 2016 Draft...Hit safely in eight of the 13 games he played in. **COLLEGE:** Started all but one game during his two-year career at Pensacola State College...In his sophomore campaign, hit .337 with five doubles, one triple, five home runs and 26 RBI...Led the club with 33 stolen bases...Signed a National Letter of Intent to play at the University of Missouri before eventually signing with the Nationals. **SIGNED BY:** Eric Robinson

YEAR	CLUB	AVG	G	AB	R	H	TB	2B	3B	HR	RBI	SH	SF	HP	BB	SO	SB	CS	OBP	SLG	OPS	E
2016	GCL Nationals	.325	13	40	6	13	16	1	1	0	2	2	1	3	2	12	3	2	.391	.400	.791	0
2017	Auburn	.179	60	195	26	35	46	6	1	1	10	6	0	9	41	62	11	5	.347	.236	.583	1
2018	Hagerstown	.234	113	363	48	85	106	20	1	2	25	9	2	3	42	129	24	9	.317	.292	.609	5
	<b>MINORS TOTALS</b>	.222	186	598	80	85	168	20	3	3	37	17	3	15	85	203	38	16	.332	.281	.613	6

**VALLEJO, ALEJANDRO — RHP****DD AGE:** 20 **HT:** 6-3 **WT:** 184 **BATS:** R **THROWS:** R **BORN:** 11/4/98 San Cristobal, DOM**OBTAINED:** Signed as a non-drafted free agent, March 16, 2017.**CAREER NOTES:** 2018: Appeared in a career-high 13 games out of the bullpen for DSL Nationals...Opponents hit just .167 (11-for-66) against him.

YEAR	CLUB	W	L	ERA	G	GS	CG	SHO	SV	IP	H	R	ER	HR	HB	BB	SO	SO/9	WP	BK	BAA
2017	DSL Nationals	0	6	8.90	11	9	0	0	0	31.1	32	42	31	1	11	29	40	11.5	20	0	.254
2018	DSL Nationals	0	0	4.08	13	0	0	0	0	17.2	11	20	8	0	3	31	16	8.2	9	0	.167
	<b>MINORS TOTALS</b>	0	6	7.16	24	9	0	0	0	49.0	43	62	39	1	14	60	56	10.3	29	0	.224

**VANN, CHRIS — LHP****DD AGE:** 22 **HT:** 6-2 **WT:** 195 **BATS:** L **THROWS:** L **BORN:** 6/25/96 Lilburn, GA **SCHOOL:** Mercer (GA) University**OBTAINED:** Selected in the 25th round of the 2018 First-Year Player Draft.**CAREER NOTES:** 2018: Went 1-1 with one save and a 5.40 ERA in 14 games for the GCL Nationals. **COLLEGE:** In his 2018 senior season at Mercer, he posted a 5-3 record with a 3.93 ERA (30 ER/68.2 IP) across 22 games (11 starts)...Struck out 83 batters in just 68.2 IP. **SIGNED BY:** Eric Robinson

YEAR	CLUB	W	L	ERA	G	GS	CG	SHO	SV	IP	H	R	ER	HR	HB	BB	SO	SO/9	WP	BK	AVG
2018	GCL Nationals	1	1	5.40	14	0	0	0	1	16.2	18	13	10	3	0	7	18	9.7	1	0	.257
	<b>MINORS TOTALS</b>	1	1	5.40	14	0	0	0	1	16.2	18	13	10	3	0	7	18	9.7	1	0	.257

## SCOUTING, RESEARCH & PLAYER DEVELOPMENT

**VEGA, ONIX — C**  
**DD AGE:** 20 **HT:** 5-10 **WT:** 200 **BATS:** R **THROWS:** R **BORN:** 9/7/98 Trujillo Alto, PR **SCHOOL:** Broward (FL) College  
**OBTAINED:** Selected in the 20th round of the 2018 First-Year Player Draft.  
**CAREER NOTES:** 2018: Spent his first professional season with the GCL Nationals. **COLLEGE:** In his lone season at Broward College, he batted .338 (69-for-204) with nine doubles, five home runs and recorded team-highs in RBI (46) and walks (29). **SIGNED BY:** Alex Morales

YEAR	CLUB	AVG	G	AB	R	H	TB	2B	3B	HR	RBI	SH	SF	HP	BB	SO	SB	CS	OBP	SLG	OPS	E
2018	GCL Nationals	.276	21	58	7	16	18	2	0	0	5	1	0	3	9	4	2	1	.400	.310	.710	1
<b>MINORS TOTALS</b>		.276	21	58	7	16	18	2	0	0	5	1	0	3	9	4	2	1	.400	.310	.710	1

**VICKERS, TREY — INF**  
**DD AGE:** 23 **HT:** 6-1 **WT:** 185 **BATS:** R **THROWS:** R **BORN:** 9/17/95 Lee's Summit, MO **SCHOOL:** Wichita State (KS) University  
**OBTAINED:** Selected in the 30th round of the 2018 First-Year Player Draft.  
**CAREER NOTES:** 2018: Spent his first professional season with the GCL Nationals. **COLLEGE:** He posted a .287 batting average (41-for-143) with eight doubles, two home runs and 16 RBI in his 2018 senior season. **SIGNED BY:** Brandon Larson

YEAR	CLUB	AVG	G	AB	R	H	TB	2B	3B	HR	RBI	SH	SF	HP	BB	SO	SB	CS	OBP	SLG	OPS	E
2018	GCL Nationals	.245	30	98	15	24	28	2	1	0	13	1	0	2	9	24	0	1	.321	.286	.607	5
<b>MINORS TOTALS</b>		.245	30	98	15	24	28	2	1	0	13	1	0	2	9	24	0	1	.321	.286	.607	5

**WARD, DREW — 3B**  
**DD AGE:** 24 **HT:** 6-3 **WT:** 231 **BATS:** L **THROWS:** R **BORN:** 11/25/94 Leedey, OK **SCHOOL:** Leedey (OK) High School  
**OBTAINED:** Selected in the third round of the 2013 First-Year Player Draft.  
**CAREER NOTES:** 2019: Enters the season rated as the No. 30 prospect in Washington's system by *Baseball America* and the No. 30 prospect by MLB Pipeline.com. 2018: Began the season with Double-A Harrisburg where he clubbed 13 home runs before being promoted to Triple-A Syracuse...His 13 home runs ranked fifth among Nationals Minor Leaguers. 2017: Played in a career-high 121 games in his first full season at Double-A Harrisburg...Clubbed double-digit home runs for the second season in a row. 2016: Hit a career-high 14 home runs between Single-A Potomac and Double-A Harrisburg...His 14 home runs ranked tied for second in Washington's Minor League system...Named a Carolina League mid-season All-Star...Was promoted to Double-A Harrisburg on June 27...Following the season, hit .309 (25-for-81) with six doubles, eight RBI, 10 walks and 13 runs scored in 21 games for the Glendale Desert Dogs of the Arizona Fall League. 2015: Hit .246 with 19 doubles, two triples, seven home runs, 49 RBI, 42 walks and 49 runs scored in 115 games between Single-A Potomac and the GCL Nationals. 2014: Earned South Atlantic League Player of the Week on June 23 (7-for-17, 2 2B, 2 HR, 6 RBI)...Entered the season rated as the 17th-best prospect in the Nationals' organization, according to *Baseball America*. 2013: Led the GCL Nationals in doubles (13), RBI (28), walks (25), and OBP among qualified players (.402)...His .402 OBP was fifth-best in the GCL and his .292 batting average was ninth-best among Nationals farmhands...Named a GCL post-season All-Star. **HIGH SCHOOL:** Hit .507 (67-for-131) with nine HR, 39 RBI and 57 BB in 32 games for Leedey (OK) High School in 2013...Signed a National Letter of Intent to play baseball at the University of Oklahoma...Took part in the USA Baseball U-18 National Team trials in the summer of 2012...Graduated in three years from Leedey (OK) High School before entering the 2013 First-Year Player Draft, becoming the first player to do so since Bryce Harper in 2010. **SIGNED BY:** Ed Gustafson

YEAR	CLUB	AVG	G	AB	R	H	TB	2B	3B	HR	RBI	SH	SF	HP	BB	SO	SB	CS	OBP	SLG	OPS	E
22013	GCL Nationals	.292	49	168	24	49	65	13	0	1	28	0	0	6	25	44	2	4	.402	.387	.789	4
2014	Hagerstown	.269	115	431	45	116	178	26	3	10	73	0	0	5	42	121	2	2	.341	.413	.754	18
2015	Potomac	.249	111	377	47	94	135	19	2	6	47	1	3	6	39	110	2	1	.327	.358	.685	15
	GCL Nationals	.154	4	13	2	2	5	0	0	1	2	0	0	0	3	8	0	0	.313	.385	.698	1
2016	Potomac	.278	64	230	36	64	113	16	0	11	32	0	1	3	34	70	0	1	.377	.491	.868	4
	Harrisburg	.219	53	178	19	39	55	7	0	3	24	0	1	2	22	51	0	1	.310	.309	.619	10
2017	Harrisburg	.235	121	413	47	97	147	20	0	10	53	0	8	4	55	131	0	0	.325	.356	.681	14
2018	Harrisburg	.259	98	320	59	83	146	16	4	13	56	0	0	5	55	95	1	1	.376	.456	.833	10
	Syracuse	.185	17	4	5	1	12	2	0	0	2	0	0	0	7	20	0	1	.279	.222	.501	3
<b>MINORS TOTALS</b>		.254	632	2184	284	554	856	119	9	55	317	1	13	31	282	650	7	11	.345	.392	.737	92

**WILLIAMSON, RYAN — LHP**  
**DD AGE:** 23 **HT:** 6-3 **WT:** 195 **BATS:** L **THROWS:** L **BORN:** 4/28/95 Cranford, NJ **SCHOOL:** North Carolina State University  
**OBTAINED:** Selected in the 15th round of the 2016 First-Year Player Draft.  
**CAREER NOTES:** 2018: Appeared in seven games (five starts), going 1-1 with a 2.53 ERA, striking out 23 batters while walking just four. **COLLEGE:** Went 7-2 with a 2.69 ERA in his junior year at NC State...Struck out 77 batters...Started seven games without a loss, going 6-0 with 1.77 ERA with 48 strikeouts and just 24 walks...Was originally selected by Texas in the 28th round of the 2013 First-Year Player Draft. **SIGNED BY:** Paul Faulk

YEAR	CLUB	W	L	ERA	G	GS	CG	SHO	SV	IP	H	R	ER	HR	HB	BB	SO	SO/9	WP	BK	BAA	
2016	DID NOT PITCH / Injured																					
2017	DID NOT PITCH / Injured																					
2018	GCL Nationals	1	1	2.53	7	5	0	0	0	21.1	18	7	6	2	0	4	23	9.7	1	0	.222	
<b>MINORS TOTALS</b>		1	1	2.53	7	5	0	0	0	21.1	18	7	6	2	0	4	23	9.7	1	0	.222	

**WILSON, CODY — OF**  
**DD AGE:** 22 **HT:** 6-2 **WT:** 200 **BATS:** R **THROWS:** R **BORN:** 7/4/96 West Palm Beach, FL **SCHOOL:** Florida Atlantic University  
**OBTAINED:** Selected in the 13th round of the 2018 First-Year Player Draft.  
**CAREER NOTES:** 2018: Spent his entire first professional season with short-season Single-A Auburn. **COLLEGE:** Hit .285 with a team-high 14 home runs and 19 stolen bases in his lone season at FAU...Also recorded two triples, 41 RBI and 49 runs scored along the way...Played at Palm Beach (FL) State College before joining Florida Atlantic. **SIGNED BY:** Alex Morales

YEAR	CLUB	AVG	G	AB	R	H	TB	2B	3B	HR	RBI	SH	SF	HP	BB	SO	SB	CS	OBP	SLG	OPS	E
2018	Auburn	.278	48	180	24	50	70	10	5	0	18	1	1	5	17	39	3	5	.355	.389	.744	2
<b>MINORS TOTALS</b>		.278	48	180	24	50	70	10	5	0	18	1	1	5	17	39	3	5	.355	.389	.744	2



**WISEMAN, RHETT — OF****DD AGE:** 24 **HT:** 6-0 **WT:** 190 **BATS:** L **THROWS:** R **BORN:** 6/22/94 Old Hickory, TN **SCHOOL:** Vanderbilt (TN) University**OBTAINED:** Selected in the third round of the 2015 First-Year Player Draft.

**CAREER NOTES: 2018:** Ranked first with 21 home runs and ranked fifth with 63 RBI among Nationals Minor Leaguers...Was named a Carolina League post-season All-Star... Took home Carolina League Player of the Week honors (Aug. 26)... Was named an Organization All-Star by MLB Pipeline.com. **2017:** Ranked second on the club with 13 home runs...Entered the season rated as the No. 22 prospect in Washington's system per MLB.com. **2016:** Tied for fourth among Nationals Minor Leaguers with 13 home runs and his 75 RBI were good for third in the organization...Ranked among South Atlantic League hitters in RBI (5th, 75) and runs scored (18th, 71)...Played for Team Isreal in the 2016 World Baseball Classic qualifying round...Entered the season rated as the No. 21 prospect in the system, per *Baseball America* and the No. 23 prospect, per MLB.com. **2015:** Led short-season Single-A Auburn in home runs (5), RBI (35) and ranked third on the club in hits (52)...Was named New York-Penn League Player of the Week on July 20 (9-for-25, 2B, 2 HR, 7 RBI, 5 BB, 9 SO, 2 SB). **COLLEGE:** Hit .317 (92-for-290) with 19 doubles, four triples, 15 home runs, 49 RBI, 40 walks, 12 stolen bases and 70 runs scored in 71 games for Vanderbilt in 2015...His .317 batting average ranked second on the club and his 15 home runs were tied for first...He was rated by *Baseball America* as the No. 88 prospect in the 2015 First-Year player Draft...During the regular season, ranked among SEC hitters in runs scored (2nd, 66), total bases (4th, 149), walks (16th, 39), home runs (16th, 14) slugging percentage (8th, .567), hits (9th, 83) and triples (10th, 4)...Was named to the 2014 College World Series All-Tournament team after hitting .308 and providing strong defense as Vanderbilt won the 2014 College World Series. **SIGNED BY:** Justin Bloxom.

YEAR	CLUB	AVG	G	AB	R	H	TB	2B	3B	HR	RBI	SH	SF	HP	BB	SO	SB	CS	OBP	SLG	OPS	E
2015	Auburn	.248	54	210	25	52	79	12	0	5	35	0	2	1	18	52	6	2	.307	.376	.683	4
2016	Hagerstown	.255	134	478	71	122	196	25	5	13	75	3	9	12	42	104	19	10	.325	.410	.735	3
2017	Potomac	.229	123	432	55	99	169	21	5	13	55	1	6	1	34	97	2	4	.283	.391	.674	2
2018	Potomac	.253	116	407	65	103	197	23	4	21	63	1	1	6	63	122	8	2	.261	.484	.845	4
<b>MINORS TOTALS</b>		.246	427	1527	216	376	641	81	14	52	228	5	18	20	157	375	35	18	.321	.420	.741	13

**YEAN, EDDY — RHP****DD AGE:** 17 **HT:** 6-1 **WT:** 180 **BATS:** R **THROWS:** R **BORN:** 6/25/01 Monte Plata, DOM**OBTAINED:** Signed as a non-drafted free agent, July 2, 2017.**CAREER NOTES: 2018:** Appeared in 11 games (10 starts) going 1-2 with a 5.98 ERA, striking out 132 batters while walking just 23 batters.

YEAR	CLUB	W	L	ERA	G	GS	CG	SHO	SV	IP	H	R	ER	HR	HB	BB	SO	SO/9	WP	BK	BAA
2017										DID NOT PITCH / Signed Late											
2018	DSL Nationals	1	2	5.98	11	10	0	0	0	43.2	57	40	29	1	4	23	132	6.6	9	1	.322
<b>MINORS TOTALS</b>		1	2	5.98	11	10	0	0	0	43.2	57	40	29	1	4	23	132	6.6	9	1	.322





MEDIA

W



## MEDIA

## WASHINGTON NATIONALS COMMUNICATIONS STAFF

**JENNIFER GIGLIO**

Vice President | Communications  
Office: 202.640.7701  
Cell: 202.302.6405  
Jennifer.Giglio@nationals.com

**ELIZABETH ALEXANDER**

Senior Executive Director | Communications  
Office: 202.640.7710  
Cell: 312.316.8218  
Elizabeth.Alexander@nationals.com

**KYLE BROSTOWITZ**

Director | Communications  
Office: 202.640.7439  
Cell: 202.281.5136  
Kyle.Brostowitz@nationals.com

**CHRISTOPHER BROWNE**

Manager | Communications  
Office: 202.640.7702  
Cell: 413.636.1336  
Christopher.Browne@nationals.com

**MELISSA STROZZA**

Manager | Communications  
Office: 202.640.7417  
Cell: 850.238.1489  
Melissa.Strozza@nationals.com

**ALEC SCERZY**

Coordinator | Communications  
Office: 202.640.7717  
Cell: 252.561.5426  
Alec.Scerzy@nationals.com

**CONTACT INFORMATION**

Media wishing to contact the Washington Nationals' Communications office can call 202.640.7000. During games, you can reach the Communications staff in the press box at 202.640.7150.

**MEDIA CREDENTIALS**

Washington Nationals media credentials will be issued only to reporters or photographers working for accredited media organizations. Nationals season credentials only will be issued to those media outlets that cover at least 50 percent of Nationals home games. All credential requests must be made online at <https://credentials.mlb.com>. Please allow 24-hour notice for all daily credential requests. Under no circumstances are media credentials to be transferred from person to person. Violation of this policy will result in notification to the Major League office of the violation, dismissal of the media member from Nationals Park, and confiscation of the violator's media credential for the remainder of the season. Photographing and posting pictures of credentials on any social media outlet is strictly prohibited. Doing so may result in credentials being immediately revoked.

**MEDIA WILL CALL / TV CREW CREDENTIALS**

Media Will Call located at the Home Plate Box Office at the Home Plate Gate. Media is also permitted to enter Nationals Park through the security entrance at the corner of 1st Street and N Street, SE. Media can continue to enter the park through the Media and Suites entrance on South Capitol Street as they have in the past, if desired. Media Will Call will open 4.5 hours prior to first pitch and will remain open through the end of the second inning. Credentials for members of the home/visiting/national broadcast production crews can be picked up at the Security Entrance located at the corner of First and N Streets. Daily credentials must be picked up prior to every game.

**MEDIA PARKING**

The Nationals do not offer daily or season parking passes. For parking options we recommend visiting [www.ecolonial.com](http://www.ecolonial.com) and using apps such as "Spot Hero" and "Parking Panda" to secure parking.

**PRESS BOX**

The Shirley Povich Media Center is located on the fourth level of Nationals Park and is accessible via the elevator bank in the Media and Suites Entrance. Seating assignment charts can be found posted throughout the press box. If you do not find your name or outlet, please utilize the "Visiting Media" seats, or contact the Nationals Communications staff. The broadcast booths are located on the fifth floor. A meal (\$10.00) and refreshments are available beginning approximately three hours prior to first pitch and through the end of the fifth inning. The visiting PR representative and visiting traveling secretary will have their meals comped at media dining.

**NATIONALS CLUBHOUSE ACCESS**

*Pre-Game:* Washington's clubhouse will open 3.5 hours prior to first pitch for 7:05 p.m. and 4:05 p.m. games. Times for any other start times will be determined by the Nationals Communications staff the day prior and published on @NationalsPR, as well as on the information monitors in the press box.

*Post-Game:* Will open immediately following the manager's post-game availability in the Press Conference Room.

Only media with approved credentials have access to Nationals Park, the field, press box and clubhouses. Access is denoted on the credential. Cameras are allowed in the Nationals' home clubhouse, but may only be used to film stand-ups at lockers, with the camera shooting from the chest/shoulders up. **Absolutely no B-roll is to be taken in the clubhouse.** Media members are not permitted to: sit on the furniture (couches/locker chairs), store any bags or equipment in the clubhouse, go beyond any sign that reads "No Media Beyond This Point," or take photos of any kind with a cell phone or formal still camera.

**Cell phone use is not permitted in the clubhouse. If you need to make a call, send a text/e-mail/tweet, etc., you must exit the clubhouse.**

**NATIONALS PARK ACCESS**

No filming of any kind is allowed from inside Nationals Park while the game is being played. Any outlet found to be filming inside of Nationals Park during the game risks having their season credentials revoked and the violation will be reported to our local and national rights holders, as well as Major League Baseball. Media is never permitted in the Norfolk Southern Club, PNC Diamond Club & Lounge or Delta Sky 360 Lounge without a Communications staff escort.

Prior to the game, members of the media are strictly prohibited from entering the seating bowl or concourse to film or photograph without permission, as well as an escort, from a member of the Communications Department.

**NATIONALS ON TELEVISION**

**MASN**

The television home of the Washington Nationals, MASN is an independent regional sports network that televises every available Nationals game. Owned by the Nationals and the Baltimore Orioles, the network gives fans exclusive access to action on the field and inside the game. For the ninth consecutive year, Bob Carpenter and F.P. Santangelo will return to the broadcast booth to provide fans play-by-play and color analysis during MASN's Nationals telecasts. Entering her first season, Bob & F.P. will be joined by Alex Chappell on the sideline.

Before every game, MASN televises the Nationals' exclusive pregame show, NatsXtra. This year the show will feature Dan Kolko, returning for his sixth season covering the Nationals and Bo Porter, who begins his first season providing analysis of the games. After each game, MASN televises the NatsXtra postgame show, featuring game highlights, player interviews and the manager's press conference.

All of MASN's cable, satellite and fiber optic distributors carry MASN and MASN2 on a consistent channel throughout the season and most providers also carry MASN HD and MASN2 HD. Visit [www.masnsports.com](http://www.masnsports.com) for local listings.

MASN's television territory covers all or parts of six states and the District of Columbia, from Harrisburg, Penn., to Charlotte, N.C., including Maryland, Delaware, Virginia and West Virginia. The network is carried by most cable and satellite providers in the mid-Atlantic region. For more information, visit [www.masnsports.com](http://www.masnsports.com).



**BOB CARPENTER**

Bob Carpenter is in his 14th season with MASN and the Nationals, and his 36th in Major League Baseball. After earning a Radio-TV-Film degree with honors from the University of Missouri-Kansas City in 1975, Carpenter began his broadcasting career in 1976 on radio baseball play-by-play with the Tulsa Oilers. Carpenter came to Washington in 2006 after 10 years on TV and radio with the St. Louis Cardinals and 16 seasons of MLB on ESPN. During the spring of 2017, Carpenter retired from calling college basketball games after 40 years, the last 15 with the University of Oklahoma, and many with ESPN and USA Network. He was inducted into the Oklahoma Broadcasters Association Hall of Fame in March 2017. A St. Louis native, Carpenter's MLB debut came in 1984 with Cardinals baseball on Sportstime Cable Network, and he returned in 1995 on KPLR-TV and KMOX Radio. Carpenter was nominated for four St. Louis/Mid-America Emmys, winning twice (1996 and 1997), and a National Capital/Chesapeake Bay Emmy in 2008 for his Nationals play-by-play. Carpenter was also named co-D.C. Sportscaster of the Year in 2014 by the National Sportscasters and

Sportswriters Association. Carpenter appeared on TV in the 1980s and 1990s, calling MLB games with the Rangers, Mets and Twins. He announced MLB, college basketball, and college football during 18 seasons of play-by-play with ESPN from 1988-2005, and, as a reporter, was in Denver and Phoenix for two MLB Expansion Drafts. Carpenter has broadcast baseball playoffs, five Triple-A All-Star Games, NCAA/NIT Basketball Tournaments and College Football bowl games. His studio work includes College Gameday and College Football Scoreboard shows. Carpenter announced the 2005 NCAA Basketball Final Four in his hometown of St. Louis for NCAA International TV, one of the seven NCAA tournaments he has called. Before joining ESPN, Carpenter handled a variety of sports for USA Network, including pro soccer, college basketball and football, PGA Golf (including The Masters) and professional tennis (including the U.S. Open). Carpenter announced numerous soccer matches at RFK Stadium, starting as the TV voice of Team America in 1983, and worked several matches in D.C. during the 1994 World Cup. Bob and his wife of 39 years, Debbie, have two daughters and a son-in-law: Katie, Ryan and Allison.



**F.P. SANTANGELO**

F.P. Santangelo returns for his ninth season broadcasting Nationals games on MASN, working alongside play-by-play veteran Bob Carpenter. Prior to joining MASN in 2011, Santangelo earned broadcast experience announcing San Francisco Giants games on CSN Bay Area and the Giants Radio Network, as well as hosting radio talk shows on San Francisco's KNBR-680 AM and Sacramento's KHTK-1140 AM. Santangelo played parts of seven seasons in the Major Leagues with the Giants, Montreal Expos, Los Angeles Dodgers, and Oakland A's during his 14-year professional career. In 665 MLB games, he batted .245 with 87 doubles, 14 triples, 21 homers, 162 RBI and 37 stolen bases. He appeared in one Postseason with Oakland in 2001. Primarily an outfielder, Santangelo played six different positions during his career and played under former Nationals Managers Dusty Baker in 1999 (SF) and Davey Johnson in 2000 (LAD). He was selected by the Expos in the 20th round of the 1989 First-Year Player Draft, and finished fourth in the 1996 NL Rookie of the Year voting. Santangelo played collegiately at Sacramento City College and the University of Miami

after graduating from Oak Ridge High School in El Dorado Hills, Calif. He is a father of two: F.P. Jr., 23, and Summer Jo, 21.



**ALEX CHAPPELL**

Alex Chappell joins our Nationals and MASN team from ESPN, where she covered college football for three years. She brings more than 10 years of television experience. In 2017, she covered the Tampa Bay Rays for Fox Sports Sun and following the season, reported on the Postseason for TBS. Prior to her time in Tampa Bay, she reported on the Red Sox, Celtics, Bruins, and Patriots for WHDH-7News in Boston. Prior to that, she started as a reporter for CBS in Birmingham, Ala., covering Auburn University and The University of Alabama, her alma mater. She grew up in Cabin John, Md. and attended Walt Whitman High School in Bethesda. She's proud to return to the DMV area and cover her hometown team. Alex was married in the offseason to Scott Chappell, a patent attorney at Bookoff McAndrews. They live in McLean, Va. with their golden retriever, Harley, and their tabby cat, Rocky.



## MEDIA

## NATIONALS ON THE RADIO

## 106.7 "THE FAN"

For the eighth consecutive season, 106.7 The Fan will serve as the official flagship radio station for Washington Nationals baseball. Entercom Communications owns and operates 106.7 The Fan, which broadcasts select Nationals Spring Training games, as well as all regular season and potential Postseason games. Charlie Slowes and Dave Jageler are back in the booth once again, marking their 13th consecutive season together as the Nationals' radio broadcast team. Slowes has been with the Nationals since the club's inaugural campaign in 2005, while Jageler joined him behind the mic in 2006.

As part of their agreement, 106.7 The Fan will broadcast a variety of Nationals-related programs, including daily reports from Spring Training, pre- and post-game shows.

The station will also operate a studio set at Nationals Park for pre- and post-game coverage, as well as special live broadcasts of its local sports talk shows. 106.7 The Fan broadcasts an exciting lineup of local sports talk shows including The Sports Junkies, The Grant & Danny Show, and the Chad Dukes vs. The World show.



## CHARLIE SLOWES

Charlie Slowes became an original voice of the Nationals on February 24, 2005, just in time for their inaugural spring training broadcasts. Slowes called the first pitch in club history, as well as many other historic firsts that season. His trademark taglines—"BANG, ZOOM go the fireworks!" and "A #CurlyW is in the books!"—after Nationals victories soon became part of the Beltway baseball lexicon. The 2019 season marks Slowes' 15th with the Nationals, his 22nd consecutive year calling Major League Baseball, and 27th overall. He enters the campaign having called 3,447 Major League regular season and Postseason games, including 2,284 with the Nationals. Several moments in 2005 rank in Slowes' top Nationals highlights, along with Jayson Werth's memorable walk-off home run in Game 4 of the 2012 National League Division series. Calling Max Scherzer's 20-strikeout game, three no-hitters in just over a calendar year—thrown by Jordan Zimmermann (Sept. 28, 2014) and Scherzer (June 20 & Oct. 3, 2015)—and Bryce Harper's three-homer game in 2015 are also among Slowes' career highlights. Baseball's return to the nation's capital in 2005 also marked a return to Washington for Slowes, named the radio voice of the NBA's Washington Bullets in 1986 at just 25 years of age. Slowes

called Bullets games through the 1996-97 season, including two years of radio/TV simulcasts. The 11-year run was then a franchise record, eclipsed by Slowes' successor and current Wizards' voice, Dave Johnson. Slowes made the switch to Major League Baseball full-time in 1998 as an original radio voice of the Tampa Bay Rays, calling their first seven seasons. Slowes had previously called games for the New York Mets (1988 & 1991) on WFAN-AM, the Baltimore Orioles (1989-90) on WBAL-AM, and on the network level for NBC-TV and CBS Radio. Slowes also called Triple-A baseball for the Tidewater Tides on radio and TV in 1986, 1988, 1991 and 1992. Slowes is among the ever-growing list (starting with legendary Ford Frick Award-winner and Hall of Famer Vin Scully) to have entered sports broadcasting after graduating from Fordham University in his native New York City, and having honed his skills on Fordham's 50,000-watt blowtorch, WFUV 90.7 FM. Slowes' first career break came not long after graduation, early in 1984 at KMOX Radio in St. Louis, where for three years he was exposed to the likes of Ford Frick Award-winners, the late Jack Buck, and broadcasting great Bob Costas. In three years in St. Louis, Slowes was involved in broadcasts of Cardinals baseball, Cardinals football, Blues hockey and play-by-play of St. Louis University basketball. In three-plus decades as a play-by-play broadcaster, Slowes has also called boxing for ESPN, MISL soccer for the New York Arrows (1983) and college basketball at the University of South Florida. During the Nationals' 2012 NL East Division Championship chase, Slowes joined MLB Network's afternoon show, "The Rundown," and will again report for the TV network in 2019. On February 22, 2018, Slowes called play-by-play for his third Washington pro sports team when he filled in for John Walton on Washington Capitals radio while Walton was calling hockey at the Winter Olympics. Charlie and his wife, Tina, have two sons, James (25) and Alex (21), and the family splits time between homes in Alexandria, Va. during the season and Palm Harbor, Fla. during the offseason.



## DAVE JAGELER

Dave Jageler enters his 14th season with the Nationals, teaming with Charlie Slowes since 2006 to form the longest-running radio play-by-play duo in the District. Jageler has been at the mic for the Nationals' four NL East championships, plus three no-hitters and Max Scherzer's MLB record-tying 20-strikeout performance. Jageler joined the Nationals after spending the 2005 campaign as the radio and TV voice of the Pawtucket Red Sox of the Triple-A International League. Prior to joining Pawtucket, he worked in Boston co-hosting an afternoon talk show and serving in various capacities with the Boston Celtics radio network, including fill-in play-by-play. Jageler spent six years in Charlotte as the voice of UNC-Charlotte basketball and co-hosting a morning drive talk show. While in Charlotte, he built his baseball resume with the Triple-A Charlotte Knights in the 1995, 1996 and 2001 seasons doing play-by-play. Jageler's voice was also heard in D.C., as he served as a host on the Virginia Tech Sports Network during the 1993-94 basketball season. He has also served as the studio host for Westwood One's NHL Game of the Week, the Florida State and Texas Longhorns football networks, and has done fill-in play-by-play for both the Seminoles and Longhorns. The Windsor, Conn. native is a graduate of Syracuse

University's S.I. Newhouse School of Public Communications, where he began his play-by-play career broadcasting Syracuse football and basketball games on WAER, and baseball for the Triple-A Syracuse Chiefs on Time Warner Cable and the Empire Sports Network. Jageler and his wife, Jennifer, have two children: Jared (18) and Sarah (14).

In addition to their flagship station WJFK 106.7-FM/WJFK 1580-AM, the Nationals Radio Network will broadcast portions of Washington's 2019 Spring Training and regular-season schedule to five states and The District of Columbia on the following stations:

## NETWORK

<b>Washington D.C.</b>	
Washington D.C. ....	WFED 1500-AM
Washington D.C. ....	94.7 FM-FD3
<b>Maryland</b>	
Cumberland, MD .....	WCMD 1230 AM / 102.1 FM
Frederick, MD .....	WFWD 820 AM
Thurmont, MD .....	WTHU 1450 AM

<b>Virginia</b>	
Charlottesville, VA .....	WCHV 107.5 FM
Front Royal, VA .....	WFTR 1450 AM
Harrisonburg, VA/Waynesboro, VA .....	WKCY 1300 AM / WKCI 970 AM
Lynchburg, VA .....	WBRG 1050 AM / 105.1 FM
Martinsville, VA .....	WMVA 1450 AM
Richmond, VA .....	WRVA 1140 AM

<b>West Virginia</b>	
Martinsburg, WV .....	WRNR 740 AM / 106.5 FM

<b>North Carolina</b>	
Greenville, NC .....	WECU 1570 AM
Nags Head, NC .....	WOBX 98.1 FM
New Bern, NC .....	WWNB 1490 AM / 103.9 FM

<b>Delaware</b>	
Milford, DE .....	WYUS 930 AM / 102.1 FM



**WASHINGTON-BALTIMORE CHAPTER OF BBWAA**

**PRESIDENT**  
Mark Zuckerman (2001, MASNSports.com)

**VICE PRESIDENT**  
Roch Kubatko (1998, MASNSports.com)

**Associated Press**  
David Ginsburg (1994), Howard Fendrich (2005), Steve Whyno (2016)

**BaltimoreBaseball.com**  
Rich Dubroff (2013)

**Baltimore Sun**  
Peter Schmuck (1980), Josh Land (2016), Jon Meoli (2016)  
Josh Land (2016)

**Carroll County Times**  
Pat Stoetzer (2013)

**ESPN.com**  
Tim Kurkjian (1981), Eddie Matz (2016)

**The Athletic**  
Ken Rosenthal (1987), Dan Connolly (2001), Brittany Ghiroli (2016)

**The Guardian**  
Les Carpenter (1997)

**MASNSports.com**  
Mel Antonen (1988), Roch Kubatko (1997), Byron Kerr (2016),  
Steve Melewski (2016), Mark Zuckerman (2001)

**MLB.com**  
Jamal Collier (2016), Bill Ladson (2016), Joe Trezza (2018)

**USA Today**  
Peter Barzilai (2006), Scott Boeck (2013), Steve Gardner (2011),  
Gabe Lacques (2003)

**Washington Post**  
Thomas Boswell (1978), John Feinstein (1993), Dave Sheinin (1998),  
Jerry Brewer (2007), Adam Kilgore (2010), Barry Svruga (2013),  
Jesse Dougherty (2019)

**Washington Times**  
Thom Lloverro (1993), David Driver (2019)

**Honorary Members**  
Paul Attner, Jerry Crasnick, John Eisenberg, William Gildea, Jim Henneman,  
Dave Hughes, Mark Hyman, Dave Kindred, Tony Kornheiser, Bob Maisel, Ken  
Nigro, George Solomon, Bill Tanton, Joseph White, Paul White

**LOCAL WASHINGTON TELEVISION OUTLETS**

**NBC SPORTS WASHINGTON**  
Matt Doolin

**ESPN**  
Tim Kurkjian

**WRC-4 (NBC)**  
Heather McDonough, Sherree Burruss

**WJLA-7 (ABC)**  
Keith Abernethy, Scott Abraham, Robert Burton, Erin Hawksworth

**WUSA 9 (CBS)**  
Thomas Hunsicker, Darren Haynes, Frank Hanrahan

**LOCAL WASHINGTON RADIO STATIONS**

**106.7 The Fan**  
Chris Kinard, The Sports Junkies (Eric Bickel, John Auville, JP Flaim, Jason  
Bishop), Grant Paulsen, Danny Rouhier, Byron Kerr, Matt Cahill, Brendan  
Darr, Craig Heist, Bill Rohland, Pete Medhurst, Thom Lloverro, Andy Pollin.

**ESPN 980-AM**  
Chris Johnson, Al Galdi, Chris Cooley, Kevin Sheehan, Bram Weinstein,  
Steve Czaban, Rick "Doc" Walker, Brian Mitchell, Scott Jackson, Scott Linn.

**WTOP 103.5 FM**  
Dave Preston, George Wallace, Jonathan Warner

**MEDIA AWARD WINNERS**

Three Washington Nationals players were honored by the Washington, D.C. media with a 2018 end-of-season award, the third year since baseball returned to the District in which balloting for such awards was conducted.

Outfielder **Bryce Harper** was voted the **2018 Nationals Player of the Year**. He clubbed 34 home runs, recorded a career-high 100 RBI and set a Nationals record (2005-pres.) with 130 walks. Harper represented the Nationals in the All-Star Game for the sixth time and won the 2018 Home Run Derby.

Right-handed pitcher **Max Scherzer** was voted the **2018 Pitcher of the Year** for the third straight season. Among the notable accomplishments for Scherzer was his game on Sept. 25th in which he recorded his 300th strikeout of the season. He led National League pitchers in strikeouts (300), strikeouts per nine innings (12.24), strikeout-to-walk ratio (5.88), WHIP (0.91), opp. AVG (.188), innings pitched (220.2), wins (T1st, 18) and quality starts (T1st, 28).

Left-handed pitcher **Sean Doolittle** was the winner of the **'Good Guy Award**. Doolittle, a National League All-Star in 2018, earned the award for his "always-professional dealings with members of the media, and for representing the Nationals organization with class both on and off the field." Throughout the season, he and his wife, Eireann, took part in many community initiatives, highlighted by their work with the military and the LGBTQ community. The two hosted a group during World Refugee Night and purchased 150 tickets for the LGBTQ community for use on Night Out.

**Past Winners**

**2017** - Anthony Rendon (Player of the Year), Max Scherzer (Pitcher of the Year), Ryan Zimmerman (Good Guy Award)

**2016** - Daniel Murphy (Player of the Year), Max Scherzer (Pitcher of the Year), Ryan Zimmerman (Good Guy Award)

NATS NEWS

To follow the Nationals Baseball Media Relations Department on Twitter, visit our MEDIA-ONLY account:

**@NationalsPR**

For access to up-to-the-minute notes, stats, news and the Nationals' 2018 Media Guide online, visit:

**nationalspressbox.com**

MEDIA









OFFICIAL PARTNER OF THE  
WASHINGTON NATIONALS



# YOUR SAVINGS AGE

Everyone knows **GEICO** brings the heat  
when it comes to car insurance.  
Get a fast, free quote today.

**GEICO**



OFFICIAL AUTO INSURANCE PARTNER OF MAJOR LEAGUE BASEBALL

[geico.com](http://geico.com) | 1-800-947-AUTO | Local Office

Some discounts, coverages, payment plans and features are not available in all states, in all GEICO companies, or in all situations. GEICO is a registered service mark of Government Employees Insurance Company, Washington, D.C. 20076; a Berkshire Hathaway Inc. subsidiary. GEICO Gecko image © 1999-9-2018© 2018 GEICO



# WASHINGTON NATIONALS 2019 SCHEDULE

## MARCH/APRIL

SUN	MON	TUE	WED	THU	FRI	SAT
24	25 <b>NYM</b> 5:05 PM	26	27	28 <b>NYM</b> 1:05 PM	29	30 <b>NYM</b> 1:05 PM
31 <b>NYM</b> 1:35 PM	1	2 <b>PHI</b> 7:05 PM	3 <b>PHI</b> 1:05 PM	4 <b>NYM</b> 1:10 PM	5	6 <b>NYM</b> 1:10 PM
7 <b>NYM</b> 1:10 PM	8 <b>PHI</b> 7:05 PM	9 <b>PHI</b> 7:05 PM	10 <b>PHI</b> 7:05 PM	11	12 <b>PIT</b> 7:05 PM	13 <b>PIT</b> 4:05 PM
14 <b>PIT</b> 1:35 PM	15	16 <b>SF</b> 7:05 PM	17 <b>SF</b> 7:05 PM	18 <b>SF</b> 1:05 PM	19 <b>MIA</b> 6:10 PM	20 <b>MIA</b> 6:10 PM
21 <b>MIA</b> 1:10 PM	22 <b>COL</b> 8:40 PM	23 <b>COL</b> 8:40 PM	24 <b>COL</b> 8:10 PM	25	26 <b>SD</b> 7:05 PM	27 <b>SD</b> 4:05 PM
28 <b>SD</b> 1:35 PM	29 <b>STL</b> 7:05 PM	30 <b>STL</b> 7:05 PM				

## JULY

SUN	MON	TUE	WED	THU	FRI	SAT
	1	2 <b>MIA</b> 7:05 PM	3 <b>MIA</b> 7:05 PM	4 <b>MIA</b> 11:05 AM	5 <b>KC</b> 7:05 PM	6 <b>KC</b> 4:05 PM
7 <b>KC</b> 1:35 PM	8	9-11 <b>ALL-STAR BREAK</b>			12 <b>PHI</b> 6:05 PM	13 <b>PHI</b> 6:05 PM
14 <b>PHI</b> 1:10 PM	15	16 <b>BAL</b> 7:05 PM	17 <b>BAL</b> 7:05 PM	18 <b>ATL</b> 7:20 PM	19 <b>ATL</b> 7:20 PM	20 <b>ATL</b> 7:20 PM
21 <b>ATL</b> 1:20 PM	22 <b>COL</b> 7:05 PM	23 <b>COL</b> 7:05 PM	24 <b>COL</b> 7:05 PM	25 <b>COL</b> 4:05 PM	26 <b>LAD</b> 7:05 PM	27 <b>LAD</b> 4:05 PM
28 <b>LAD</b> 1:35 PM	29 <b>ATL</b> 7:05 PM	30 <b>ATL</b> 7:05 PM	31 <b>ATL</b> 12:05 PM			

## MAY

SUN	MON	TUE	WED	THU	FRI	SAT
			1 <b>STL</b> 7:05 PM	2 <b>STL</b> 4:05 PM	3 <b>PHI</b> 7:05 PM	4 <b>PHI</b> 7:05 PM
5 <b>PHI</b> 2:05 PM	6 <b>MIL</b> 7:40 PM	7 <b>MIL</b> 7:40 PM	8 <b>MIL</b> 1:10 PM	9 <b>LAD</b> 10:10 PM	10 <b>LAD</b> 10:10 PM	11 <b>LAD</b> 9:10 PM
12 <b>LAD</b> 4:10 PM	13	14 <b>NYM</b> 7:05 PM	15 <b>NYM</b> 7:05 PM	16 <b>NYM</b> 7:05 PM	17 <b>CHC</b> 7:05 PM	18 <b>CHC</b> 7:05 PM
19 <b>CHC</b> 7:05 PM	20 <b>NYM</b> 7:10 PM	21 <b>NYM</b> 7:10 PM	22 <b>NYM</b> 7:10 PM	23 <b>NYM</b> 12:10 PM	24 <b>MIA</b> 7:05 PM	25 <b>MIA</b> 4:05 PM
26 <b>MIA</b> 1:35 PM	27 <b>MIA</b> 1:05 PM	28 <b>ATL</b> 7:20 PM	29 <b>ATL</b> 7:20 PM	30	31 <b>CIN</b> 7:10 PM	

## AUGUST

SUN	MON	TUE	WED	THU	FRI	SAT
				1	2 <b>ARI</b> 9:40 PM	3 <b>ARI</b> 8:10 PM
4 <b>ARI</b> 4:10 PM	5 <b>SF</b> 9:45 PM	6 <b>SF</b> 9:45 PM	7 <b>SF</b> 4:05 PM	8	9 <b>NYM</b> 7:10 PM	10 <b>NYM</b> 7:10 PM
11 <b>NYM</b> 1:10 PM	12 <b>CIN</b> 7:05 PM	13 <b>CIN</b> 7:05 PM	14 <b>CIN</b> 4:05 PM	15	16 <b>MIL</b> 7:05 PM	17 <b>MIL</b> 2:20 PM
18 <b>MIL</b> 1:35 PM	19 <b>PIT</b> 7:05 PM	20 <b>PIT</b> 7:05 PM	21 <b>PIT</b> 7:05 PM	22 <b>PIT</b> 7:05 PM	23 <b>CHC</b> 2:20 PM	24 <b>CHC</b> 2:20 PM
25 <b>CHC</b> 2:20 PM	26	27 <b>BAL</b> 7:05 PM	28 <b>BAL</b> 7:05 PM	29	30 <b>MIA</b> 7:05 PM	31 <b>MIA</b> 7:05 PM

## JUNE

SUN	MON	TUE	WED	THU	FRI	SAT
						1 <b>CIN</b> 4:10 PM
2 <b>CIN</b> 1:10 PM	3	4 <b>CHW</b> 7:05 PM	5 <b>CHW</b> 1:05 PM	6 <b>SD</b> 10:10 PM	7 <b>SD</b> 10:10 PM	8 <b>SD</b> 10:10 PM
9 <b>SD</b> 4:10 PM	10 <b>CHW</b> 8:10 PM	11 <b>CHW</b> 8:10 PM	12	13 <b>ARI</b> 7:05 PM	14 <b>ARI</b> 7:05 PM	15 <b>ARI</b> 4:05 PM
16 <b>ARI</b> 1:35 PM	17 <b>PHI</b> 7:05 PM	18 <b>PHI</b> 7:05 PM	19 <b>PHI</b> 7:05 PM	20 <b>PHI</b> 7:05 PM	21 <b>ATL</b> 7:15 PM	22 <b>ATL</b> 7:15 PM
23 <b>ATL</b> 1:35 PM	24	25 <b>MIA</b> 7:10 PM	26 <b>MIA</b> 7:10 PM	27 <b>MIA</b> 7:10 PM	28 <b>DET</b> 7:10 PM	29 <b>DET</b> 4:10 PM
30 <b>DET</b> 1:10 PM						

## SEPTEMBER

SUN	MON	TUE	WED	THU	FRI	SAT
1 <b>MIA</b> 1:35 PM	2 <b>NYM</b> 1:05 PM	3 <b>NYM</b> 7:05 PM	4 <b>NYM</b> 1:05 PM	5 <b>ATL</b> 7:20 PM	6 <b>ATL</b> 7:20 PM	7 <b>ATL</b> 7:20 PM
8 <b>ATL</b> 1:20 PM	9	10 <b>MIN</b> 7:40 PM	11 <b>MIN</b> 7:40 PM	12 <b>MIN</b> 7:40 PM	13 <b>ATL</b> 7:05 PM	14 <b>ATL</b> 4:05 PM
15 <b>ATL</b> 1:35 PM	16 <b>STL</b> 8:15 PM	17 <b>STL</b> 8:15 PM	18 <b>STL</b> 1:15 PM	19	20 <b>MIA</b> 6:10 PM	21 <b>MIA</b> 6:10 PM
22 <b>MIA</b> 1:10 PM	23 <b>PHI</b> 7:05 PM	24 <b>PHI</b> 7:05 PM	25 <b>PHI</b> 7:05 PM	26 <b>PHI</b> 4:05 PM	27 <b>CLE</b> 7:05 PM	28 <b>CLE</b> 4:05 PM
29 <b>CLE</b> 3:05 PM	30					

HOME AWAY EXHIBITION GAME



## 2019 PROMOTIONS

### MARCH

- 3.28 2019 Schedule T-Shirt<sup>25</sup> — GEICO
- 3.30 In-Park Live Radio Laney<sup>20</sup> — 106.7 The Fan
- 3.31 Pups in the Park — Budweiser

### APRIL

- 4.2 Patriotic Series: Military Appreciation Day\* — SAIC
- 4.3 Blossoms & Baseball
- 4.12 Juan Soto Bobblehead<sup>25</sup> — M&M's
- 4.16 Jackie Robinson & Black Heritage Day  
College Day: Howard University
- 4.26 Fireworks Friday — Budweiser
- 4.27 Pups in the Park — Budweiser
- 4.28 Screech's Birthday/Kids Opening Day  
Kids Watch<sup>10</sup> — Harris Teeter (Ages 12 & under)  
Youth Baseball & Softball — Inova
- 4.30 College Day: James Madison University

### MAY

- 5.2 Nationals Expandable Beach Bag<sup>20</sup> — Kaiser Permanente
- 5.15 Treva Turner Bobblehead<sup>25</sup> — PNC Bank
- 5.24 Fireworks Friday — Budweiser
- 5.25 Marvel Super Hero™ Day:  
Captain Zimmerman Bobblehead<sup>20</sup>
- 5.26 Kids Max Scherzer Jersey<sup>10</sup> — Harris Teeter (Ages 12 & under)  
Pups in the Park — Budweiser  
Patriotic Series: Memorial Day — SAIC  
Seniors Stroll the Bases — Kaiser Permanente
- 5.27

### JUNE

- 6.4 Night OUT
- 6.13 College Day: American University  
Pups in the Park — Budweiser  
Fireworks Friday — Budweiser
- 6.14 College Day: University of Virginia  
STAR WARS™ Day: Obi "Sean" Kenobi Bobblehead<sup>10</sup>
- 6.16 Youth Baseball & Softball — Inova
- 6.17 College Day: Maryland  
Ladies Night  
College Day: Penn State
- 6.21 Max Scherzer Bobblehead<sup>25</sup> — Delta Air Lines
- 6.23 Kids Screech Hooded Towel<sup>10</sup> — Harris Teeter  
Yoga in the Outfield — Kaiser Permanente

### JULY

- 7.2 Adam Eaton Bobblehead<sup>25</sup> — PNC Bank
- 7.3 Postgame Freedom Fireworks — Budweiser
- 7.4 Patriotic Series: Independence Day — SAIC
- 7.6 Cat-urday
- 7.23 Nationals Water Bottle<sup>20</sup> — MASN
- 7.26 College Day: William & Mary
- 7.27 Nationals Racing Presidents Tote Bag<sup>25</sup> — MLB Network  
College Day: Virginia Commonwealth University

### AUGUST

- 8.12 College Day: Old Dominion University
- 8.16 College Day: Radford University
- 8.17 College Day: Virginia Tech  
Patrick Corbin Bobblehead<sup>25</sup> — SAIC  
Kids Teddy Squeazable Toy<sup>10</sup> — Harris Teeter (Ages 12 & under)
- 8.27-28 Beltway Series vs. Orioles — Inova
- 8.30 Fireworks Friday — Budweiser
- 8.31 Camo Tank<sup>20</sup> — Budweiser (Ages 21+)

### SEPTEMBER

- 9.1 Patriotic Series: Heroes Day — SAIC
- 9.2 Seniors Stroll the Bases — Kaiser Permanente
- 9.3 College Day: George Washington University  
Anthony Rendon Bobblehead<sup>25</sup> — PenFed  
Pups in the Park — Budweiser
- 9.14 Taste of the World: International Food Festival  
Nationals Beer Stein<sup>10</sup>
- 9.15 Kids Lumberjack Cap<sup>10</sup> — Harris Teeter (Ages 12 & under)
- 9.25 Jewish Community Day  
College Day: Georgetown
- 9.27 College Day: George Mason University  
Faith Day  
Pups in the Park — Budweiser
- 9.29 Nationals Puffy Vest<sup>20</sup> — Coca-Cola

\*Two complimentary tickets to active duty, dependents, veterans, and reservists with military ID or proof of service, while supplies last. All home games will include the Dream Foundation 50/50 Raffle. For more information, visit [nationals.com/SOSO](http://nationals.com/SOSO). Schedule subject to change. All times ET. For the most current schedule and promotions, visit [nationals.com/Schedule](http://nationals.com/Schedule). All promotions and events are subject to change without notice. One promotional item per person per ticket, based on availability. Visit [nationals.com/Promotions](http://nationals.com/Promotions) for full details.